

Manitowoc Cranes MACHINE COMPONENT INDEX

Date: Feb 13, 2012

Rev: 001

<u>Model Number</u> RT9150E (150 U.S)		<u>Serial Number</u> 232085	
Item	Part	Description	Page
1	80038836	BOOM BOOM ASSEMBLY	1
	80013786	BOOM ASSY-STEEL CONSTRUCTION	3
	80013790	BASIC MEMBER COMPLETE	5
	80013791	BOOM REMOVAL BRACKET INSTALLATION	7
	80013787	BOOM ASSY COMPONENT PARTS	9
	03130061	MOUNTING PARTS TELESCOPIC SECTION 1	17
	03130062	MOUNTING PARTS TELESCOPIC SECTION 2	31
	03120912	LUBRICANT HOSE	39
	03130063	MOUNTING PARTS TELESCOPIC SECTION 3	47
	03098519	LUBRICANT HOSE L=230	55
	03130064	MOUNTING PARTS TELESCOPIC SECTION 4	63
	03120914	LUBRICANT HOSE L=195	71
	80018323	COMPONENT PARTS-TELESCOPE 5	77
	03120915	LUBRICANT HOSE L=140	83
	02227446	ROPE PULLEY, ASSEMBLY	85
	02304349	LIMIT SWITCH - WEIGHT ASSEMBLY	87
	03156892	Rope pulley 342 assembly	89
	03156892	Rope pulley 342 assembly	91
	80038835	BOOM ASSY HYDRAULIC COMPONENTS	93
	03157608	HYDR. PLANT, TELESKOPIC JIB	95
	03157605	CYLINDER COUPLING	97
	03329409	TELESCOPE CYLINDER 879561	99
	03324518	CYLINDER HEAD COUPLING	101
	02315199	STOP BRAKE VALVE	103
	03099795	HOSE ASSY TELESCOPIC JIB	105
	80038834	TELE HYDRAULIC LINES INSTALLATION	107
	80013789	ELECTRICAL CONSTRUCTION BOOM ASSEMBLY	109
	03114614	TERMINAL BOX - ELECTRICAL COMPONENTS GMK 5275	111
	03121448	ELECTRICAL PARTS-TELESCOPE CYLINDER	115
	03177226	LACED WIRING HARNESS I/O 4	119
03155917	CABLE DRUM GMK 5275	123	

Manitowoc Cranes MACHINE COMPONENT INDEX

Date: Feb 13, 2012

Rev: 001

<u>Model Number</u> RT9150E (150 U.S)		<u>Serial Number</u> 232085	
Item	Part	Description	Page
	03136138	SPRING CABLE REEL	125
	03137322	SPRING CABLE REEL ASSEMBLY	127
	80019763	CABLE ASSEMBLY	129
	80019762	CABLE ASSEMBLY	131
	80014919	ANGULAR UNIT MAIN JIB-MODIFIED	133
	03155931	ANGULAR UNIT, MAIN-JIB GMK 5275	135
	03155915	ELECTRICAL PARTS-ANGLE SENSOR	137
2	80011557	PIN INSTALLATION - UPPER LIFT CYLINDER	139
2	7086002237	HOOK BLOCK 100 UST (GMK)	143
3	80013611	BOOM PIVOT INSTALLATION	147
	03011141	STEERING CYLINDER	149
4	03187669	JIB 18M MECH	151
	03176599	JIB 18M STANDARD	153
	03176600	JIB 11M STANDARD	155
	03187623	Mounting parts 9,4m Standard	157
	03126962	Connecting flange assy.	159
	03176617	HINGED JIB 11-18M 7M PART	161
	03176618	Mounting parts 7m hinged jib 1	163
	03100441	ELECTRICAL PARTS ASSEMBLY - TERMINAL BOX	165
	03176605	MECH. ANGLE POSITION STANDARD	167
	03103149	ELECTRICAL PARTS-HINGED JIB 9M	169
	03166617	ANGULAR UNIT-FLY JIB MECHANIC	171
	03155915	ELECTRICAL PARTS-ANGLE SENSOR	173
	03120534	JUNCTION BOX BOOM EXTENSION	175
	03120534	JUNCTION BOX BOOM EXTENSION	177
	03103150	CYLINDER-MACHANICAL	179
	03172788	MOUNTING BOX	181
	03187626	MOUNTING PARTS 1,8 M MECH	183
6	7053100021	BALL ASSEMBLY - OVERHAUL 10 TON SWIVEL (COMPLETE ASSEMBLY)	185
7	2197110057	HOOKBLOCK TIE-DOWN INSTALLATION	187

Manitowoc Cranes MACHINE COMPONENT INDEX

Date: Feb 13, 2012

Rev: 001

<u>Model Number</u> RT9150E (150 U.S)		<u>Serial Number</u> 232085	
Item	Part	Description	Page
7	80014374	BOOM EXT CARRIER 11-18M MECH	189
	03099909	11M EXTENSION CARRIER PARTS	191
	03100384	SWIVEL BRACKET PIN COMPLETE	193
	03099910	7M EXTENSION CARRIER PARTS	195
8	2189910015	NOSE INSTALLATION - AUXILIARY BOOM	197
	7718100017	SHEAVE ASSEMBLY (COMPLETE ASSEMBLY)	199
9	7826000641	SOCKET, 3/4" OPEN WEDGE	201
10	80029480	LIMIT SWITCH ASSEMBLY	203
	02304349	LIMIT SWITCH - WEIGHT ASSEMBLY	205
10	7826000641	SOCKET, 3/4" OPEN WEDGE	207
11	80011905	BOOM LIGHT INSTALLATION	209
	80012209	BOOM LIGHTS CABLE ASSEMBLY	211
11	6576100177	WEDGE SOCKET ADAPTER KIT	213
14	80020092	POLE INSTALLATION-JIB RELEASE	215
15	03125617	BOOM REMOVAL RIGGING	217
		SUPERSTRUCTURE	
1	80012479	TURNTABLE BEARING AND DRIVE INSTALLATION	219
	03010220	BOX SUB ASSEMBLY - SWING DRIVE	221
	03328081	STANDARD GEAR CPL.	223
	02315068	HYDRAULIC-MULTIPLE-DISK BRAKE	227
	02256891	AXIAL PISTON MOTOR A2FM	229
	02315939	ROTARY GROUP	231
	02315940	ROTARY GROUP COUPLING	233
2	80033016	ELECTRIC, WATER & HYDRAULIC SWIVEL INSTALLATION WITH AIR-CONDITIONING	235
	80033017	ELECTRIC, WATER & HYDRAULIC SWIVEL ASSEMBLY WITH AIR-CONDITIONING	239
	80032847	SWIVEL ASSEMBLY	243
	80012010	SLIP RING ASSY 46 CONDUCTOR	247
	90017542	VALVE, CART. CHECK	249
3	80012139	CONTROL VALVE INSTALLATION - MAIN & AUXILIARY HOIST	251

Manitowoc Cranes MACHINE COMPONENT INDEX

Date: Feb 13, 2012

Rev: 001

<u>Model Number</u> RT9150E (150 U.S)		<u>Serial Number</u> 232085	
Item	Part	Description	Page
	80008999	DIRECTIONAL CONT. VLV, 4 SECT.	255
	90018100	VALVE ASSY.MANIFOLD BODY ASSY.	259
	90018115	VALVE ASSY.	261
	90018101	VALVE ASSY.MANIFOLD BODY ASSY.	263
	90018102	CONTROL CART. COVER GROUP	265
	90018103	CONTROL 3-PISTON, COVER GROUP	267
	90018104	CONTROL 1-PISTON, COVER GROUP	269
	90018105	CONTROL, COVER GROUP	271
	90018106	CONTROL, COVER GROUP	273
	90018107	COVER ASSY. GROUP	275
	90018108	COVER ASSY. GROUP	277
	90018109	COVER ASSY. GROUP	279
	90018110	VALVE BLOCK W/CONTROL GROUP	281
	03329878	CONTROL BLOCK SLEWING GEAR-100	283
	80012381	VALVE ASSY. BLOCK MANIFOLD	285
	80012179	ACCESSORY MANIFOLD	289
	03320213	VALVE ASSEMBLY - SOLENOID	291
	7005100005	ACCUMULATOR ASSEMBLY - HYDRAULIC OIL	293
	03323935	FILTER 70325334. TYP:PI330 010	295
3	80027889	HEATER AND AIR CONDITION CONTROL PANEL INSTALLATION	297
	80027886	HEATER & CONTROL PANEL (24V)	299
4	80039332	HYDRAULIC LINES INSTALLATION-SS MAIN AND AUXILIARY HOIST	307
5	80010065	HOIST INSTALLATION - MAIN AND AUXILIARY	319
	03066846	HOISTING GEAR	321
	03316992	MOUNTING GEAR	323
	03316972	HYDRAULIC-MULTIPLE-DISK BRAKE	327
	03057659	SWITCH ASSEMBLY - LIMIT	329
	03326279	STOP BRAKE VALVE	331
6	80022444	HOIST MIRROR INSTALLATION	333
9	80008137	BEARING BOLT INSTALLATION	335
11	80039784	COUNTERWEIGHT STAND INSTALLATION	337

Manitowoc Cranes MACHINE COMPONENT INDEX

Date: Feb 13, 2012

Rev: 001

<u>Model Number</u> RT9150E (150 U.S)		<u>Serial Number</u> 232085	
Item	Part	Description	Page
11	80018962	TURNTABLE LOCK PIN INSTALLATION	341
11	6258100005	BINDER INSTALLATION	343
13	80010069	SWING LOCK INSTALLATION - 360 DEGREE	345
	80010483	SWING LOCK ASSEMBLY	347
14	80023373	HOIST ACCESS PLATFORM	349
	80023374	HOIST ACCESS PLATFORM ASSY	351
14	03004150	SWITCH INSTALLATION - LIMIT (FOR REFERENCE ONLY)	353
	02304349	LIMIT SWITCH - WEIGHT ASSEMBLY	355
18	80010299	LIFT CYLINDER INSTALLATION	357
	80010300	LIFT CYLINDER ASSEMBLY	359
	03323958	VALVE ASSEMBLY - STOP BRAKE	361
44	80013768	LIFT CYLINDER SUPPORT INSTALLATION	363
	80027716	LIFT CYLINDER SUPPORT ASSEMBLY	365
		SUPERSTRUCTURE CAB	
2	80036630	SEAT INSTALLATION WITH AUXILIARY HOIST	367
	80036631	SEAT ASSEMBLY WITH AUXILIARY HOIST	371
	80030413	HARNESS ASSEMBLY-SEAT	377
4	80024119	PLASTIC COVERS INSTALLATION	379
5	80023963	PIN LOCK CABLE INSTALLATION	381
6	80027540	ESI-SUPERSTRUCTURE CAB	387
	80027666	PANEL ASSY OVERHEAD CONSOLE	391
	80026702	HARNESS ASSEMBLY-OVERHEAD PANEL (CAB)	395
	80027561	PANEL ASSY FUSE AND RELAY	401
	80026704	HARNESS ASSEMBLY- FUSE & RELAY PANEL (CAB)	415
	80026703	HARNESS ASSEMBLY-CAB	425
	80027505	HARNESS ASSEMBLY- FRONT CONSOLE PANEL	429
7	80027680	DRIVE CONTROLS INSTALLATION	433
	80027679	STEERING COLUMN (TILT/TELE)	437
	7926100705	STEERING CONTROL VALVE	441

Manitowoc Cranes MACHINE COMPONENT INDEX

Date: Feb 13, 2012

Rev: 001

<u>Model Number</u> RT9150E (150 U.S)		<u>Serial Number</u> 232085	
Item	Part	Description	Page
8	80035669	HYDRAULIC LINES INSTALLATION-CAB	443
11	80025173	SWITCH INSTALLATION-DIFFERENTIAL LOCK	445
16	80027883	SWITCH INSTL - TIER 4 REGEN	447
17	80012660	REAR CAB COVER INSTALLATION	449
19	80035985	CAB GRAB HANDLE REWORK	451
24	80017428	CRANESTAR INSTALLATION	453
	80018267	TCU AND SAT ANTENNA KIT	455
27	80010071	CAB TILT INSTALLATION	457
	7372100250	CYLINDER ASSEMBLY - 2 1/2" STEER (COMPLETE ASSEMBLY)	459
28	80039757	CAB INSTALLATION-24V	461
		LOWERWORKS/CARRIER	
1	80026599	FRAME COMPLETE	463
2	80037605	OUTRIGGER BOX INSTALLATION	465
	80034980	OUTRIGGER BOX ASSEMBLY	469
	80035038	OUTRIGGER BEAM ASSEMBLY	475
	80012934	CYLINDER ASSEMBLY - INVERTED JACK (6 1/2" BORE)	479
	80011072	CYLINDER ASSEMBLY - OUTRIGGER EXTENSION (COMPLETE ASSEMBLY)	481
	7372100237	CYLINDER ASSEMBLY - 2 1/2" O/R EXTENSION (COMPLETE ASSEMBLY)	483
	80008124	MANIFOLD - OUTRIGGER CONTROL	485
	7372100289	CYLINDER ASSEMBLY - 4" POWER PIN (COMPLETE ASSEMBLY)	487
	80035301	HARNESS ASSEMBLY - OUTRIGGER BOX	491
3	80030458	FENDER & DECKING INSTALLATION	495
	80030912	REAR DECK ASSEMBLY-LH	499
	80026798	LADDER ASSEMBLY	501
4	80027302	ENGINE HOOD INSTALLATION	503
	80027300	ENGINE HOOD ASSEMBLY	507
5	2197110033	FLOAT INSTALLATION - OUTRIGGER	511
	6458000040	FLOAT ASSEMBLY - OUTRIGGER (COMPLETE ASSEMBLY)	513
6	80007674	EXTERIOR LIGHTS AND ALARM INSTALLATION	515

Manitowoc Cranes MACHINE COMPONENT INDEX

Date: Feb 13, 2012

Rev: 001

<u>Model Number</u> RT9150E (150 U.S)		<u>Serial Number</u> 232085	
Item	Part	Description	Page
8	80010067	VALVE COVER INSTALLATION	519
10	80031092	REAR VIEW MIRROR INSTALLATION	523
13	80010046	STORAGE TRAY MAT INSTALLATION	525
14	80014461	COUNTERWEIGHT REMOVAL AND RIGGING INSTALLATION	527
15	80037134	HYDRAULIC RESERVOIR INSTALLATION	529
	80035692	HYDRAULIC RESERVOIR ASSEMBLY	531
	80009306	FILTER ASSEMBLY - HYDRAULIC RETURN (COMPLETE ASSEMBLY)	533
15	80013515	BEACON LIGHT INSTALLATION	535
	6581100074	LIGHT ASSEMBLY - MODIFIED STROBE (COMPLETE ASSEMBLY)	537
15	80029235	HEATER LINES INSTALLATION	539
16	80026909	HYDRAULIC VALVE INSTALLATION-CARRIER WITH DIFFERENTIAL	541
	80011167	INTEGRATED VALVE - OUTRIGGER REAR STEER	545
	80008125	VALVE ASSEMBLY - PARK BRAKE/AXLE DISCONNECT	549
	80010920	VALVE ASSEMBLY - NEEDLE (MANUAL BLEED OFF PRESSURE) (COMPLETE ASSEMBLY)	551
	80008126	VALVE-AXLE LOCKOUT	553
	80008127	SOLENOID VALVE - DIFFERENTIAL LOCK	555
	80026774	VALVE FLOW CTRL 4.5 GPM 24V	557
16	80012177	COUNTERWEIGHT CYLINDERS INSTALLATION	559
	03325213	LIFTING UNIT COUNTERWEIGHT	561
	7372100249	CYLINDER ASSEMBLY - 2" STEER (COMPLETE ASSEMBLY)	563
17	80039206	HYDRAULIC LINES INSTALLATION (CARRIER) WITH DIFFERENTIAL LOCK	571
	80010095	SOLENOID VALVE ASSEMBLY	581
18	80027212	REAR AXLE INSTALLATION- WITH DIFFERENTIAL LOCK	585
	80014216	AXLE-DRIVE/STEER RR W/DIFF LOC	589
	90018269	DIFF.CARRIER GROUP 6.43 RATIO	591

Manitowoc Cranes MACHINE COMPONENT INDEX

Date: Feb 13, 2012

Rev: 001

<u>Model Number</u> RT9150E (150 U.S)		<u>Serial Number</u> 232085	
Item	Part	Description	Page
	90017457	HOUSING, AXLE GROUP	595
	90017458	HUD & SHAFT GROUP	599
	90017459	BRAKE GROUP	603
	90017460	BRAKE ASSY. GROUP	605
	80018399	CYL ASSEMBLY-3.50 STEER	607
	7372100091	CYLINDER ASSEMBLY - 7" LOCKOUT (COMPLETE ASSEMBLY)	609
19	80033917	FRONT AXLE INSTALLATION WITH DIFFERENTIAL LOCK	611
	80014213	AXLE-DRIVE/STEER FRT W/DIFF LO	613
	90018266	DIFF.CARRIER GROUP 6.43 RATIO	615
	90017457	HOUSING, AXLE GROUP	619
	90017463	HUB & SHAFT GROUP	623
	90017459	BRAKE GROUP	627
	90017460	BRAKE ASSY. GROUP	629
	80018399	CYL ASSEMBLY-3.50 STEER	631
	80022000	BRAKE ASSEMBLY-PARKING	633
	80033868	BRAKE-PARK ASSY	637
19	80012950	COUNTERWEIGHT INSTALLATION - HEAVY	641
20	80034651	DRIVELINE INSTALLATION	643
	80000613	DRIVE LINE ASSEMBLY WITH CENTER BEARING (COMPLETE ASSEMBLY)	645
	80000700	DRIVELINE ASSEMBLY	647
20	80015469	WASHER BOTTLE INSTALLATION	649
21	80030167	TIRE AND WHEEL INSTALLATION	651
	6970100087	TIRE AND WHEEL ASSEMBLY	653
	7970140702	WHEEL ASSEMBLY	655
22	80035745	ENGINE INSTALL-CUMMINS QSL-T4	657
	80035746	ENGINE ASSEMBLY-QSL T-4	661
	80007472	CONVERTER ASSEMBLY - TORQUE (COMPLETE ASSEMBLY)	669
	90015429	GEAR HUB & OUTPUT FLANGE GROUP	671
	90015430	IMPELLER HUB & WHEEL GROUP	673
	90015431	STATOR SUPP.& OIL BAFFLE GROUP	675

Manitowoc Cranes MACHINE COMPONENT INDEX

Date: Feb 13, 2012

Rev: 001

<u>Model Number</u> RT9150E (150 U.S)		<u>Serial Number</u> 232085	
Item	Part	Description	Page
	90015432	SPEED SENSOR BUSHING GROUP	677
	90015433	TURBINE SHAFT GROUP	679
	90015434	PUMP DRIVE GROUP	681
	90015435	PRESS. REGULATING VALVE GROUP	683
	90015436	REG.VALVE/CHG.PUMP DRIVE GROUP	685
	90015437	CHARGE PUMP & REG. VALVE GROUP	687
	9904108054	PUMP ASSY. CHARGING	689
	90015438	REGULATOR VALVE GROUP	691
	9356100767	DRIVE PLATE GROUP	693
	80011233	PUMP ASSY. PISTON	697
	80011232	PUMP ASSY. PISTON	701
	80009933	PUMP ASSY GEAR D SERIES	705
	80026711	GEAR PUMP WITH PRIORITY FLOW	707
	80014138	COUPLER ASSY-SPLINED	709
	80029064	AIR COND KIT-CUMM ISL ENG 24V	713
	80027766	ESI - ENGINE RT9150E4	721
	80027006	HARNESS ASSEMBLY-ENGINE	725
	80027615	CABLE KIT ENGINE RT9150E4	731
	80000664	DRIVELINE ASSEMBLY	733
23	80007963	TRANSMISSION INSTALLATION	735
	80007471	TRANSMISSION ASSEMBLY - 36000 SERIES (COMPLETE ASSEMBLY)	739
	90015374	COVER GROUP - INPUT SHAFT AND FRONT (12 SPEED)	741
	90015375	COVER GROUP - CASE AND REAR	745
	90015376	GEAR SET GROUP - INPUT DRIVE	749
	90015377	GEAR GROUP - LOW SPEED	751
	90015416	DRIVE GROUP - LOW SPEED	753
	90015417	SHAFT GROUP - FORWARD CLUTCH	755
	90015386	SHAFT GROUP - REVERSE AND 2ND CLUTCH (6 SPEED)	757
	90015392	CLUTCH SHAFT ASSEMBLY GROUP - FORWARD, REVERSE, 2ND AND 3RD, 4TH	759
	90015393	SHAFT GROUP - LOW (1ST) SPEED CLUTCH	761

Manitowoc Cranes MACHINE COMPONENT INDEX

Date: Feb 13, 2012

Rev: 001

<u>Model Number</u> RT9150E (150 U.S)		<u>Serial Number</u> 232085	
Item	Part	Description	Page
	90015394	GEAR GROUP - LOW CLUTCH AND IDLER	765
	90015395	IDLER GROUP - FORWARD HIGH CLUTCH	767
	90015396	CLUTCH GROUP - FORWARD HIGH & 3RD SHAFT (6 AND 12 SPEED)	769
	90015397	SHAFT GROUP - IDLER	771
	90015398	GEAR GROUP - IDLER AND OUTPUT	773
	90015418	SHAFT GROUP - OUTPUT AND REAR DISCONNECT	775
	90018761	CONTROL VALVE MTG. GROUP	779
	90018763	CONTROL VALVE ASSY. 24V. GROUP	781
	90015402	FLANGE GROUP - OUTPUT	785
	90015403	FLANGE GROUP - INPUT	787
24	80009896	TRANSMISSION FILTER LINES INSTALLATION	789
	7437000199	FILTER ASSEMBLY (COMPLETE ASSEMBLY)	791
25	80025426	RADIATOR INSTALLATION	793
	80025427	RADIATOR ASSEMBLY	797
	80039378	SURGE TANK INSTALLATION	799
	80039379	SURGE TANK ASSEMBLY	801
25	80015275	BOLT-ON STEP INSTALLATION	803
26	80027144	FUEL TANK INSTALLATION	805
	80027145	FUEL TANK ASSEMBLY	809
	7576001743	MOUNTING KIT - OIL COOLER	811
27	80027422	BATTERY INSTALLATION	815
	80027370	CABLE KIT- BATTERIES, RT9150E	819
28	80040387	EXHAUST SYSTEM INSTALLATION	821
	80025252	DPF ASSY-SISO	
	80026098	HARNESS ASSEMBLY-EXHAUST SENSORS	825
	80040337	24V WARNING LIGHT-MODIFIED	827
29	80025029	AIR CLEANER INSTALLATION T4	829
	80018496	AIR CLEANER ASSEMBLY	833
32	80028277	BLOCK HEATER INSTALLATION-QSB 120V	835
33	80029082	A/C HOSE KIT CARRIER	
42	80025669	CAC INSTALLATION	837

Manitowoc Cranes MACHINE COMPONENT INDEX

Date: Feb 13, 2012

Rev: 001

<u>Model Number</u> RT9150E (150 U.S)		<u>Serial Number</u> 232085	
Item	Part	Description	Page
	80027088	CHARGE AIR COOLER ASSEMBLY	841
43	80027155	HEATER LINES INSTALLATION	843
48	80038411	OMS INSTALLATION	845
	80035290	OMS INSTALLATION	847
50	80040487	HARNESS-MODIFIED	849
	80040371	HARNESS ASSEMBLY	851
	80040367	RESISTOR ASSEMBLY 300 OHM	853
		SPECS/SCHEMATICS	
1	80025078	ELECTRICAL SCHEMATIC T4	
2	80027755	SCHEMATIC_HYDRAULIC	
4	6829101222	FINISH SPECIFICATION	
5	80030638	HYD PRESSURE SETTING PROCEDURE	
19	80031939	CRANESTAR SOFTWARE UPDATE GUID	
		DECALS	
1	80032781	DECAL INSTALLATION-STANDARD	855
	80032782	DECAL INSTALLATION-STANDARD CAB	859
	80032783	DECAL INSTALLATION-STANDARD CARRIER	863
	80032784	DECAL INSTALLATION-STANDARD SS	867
	80032785	DECAL INSTALLATION-STANDARD BOOM	869
2	80028373	DECAL INSTALLATION (NOMENCLATURE)	873
7	RT9150E4 DE001	RT9150E4 DE001	875
8	80028521	COVER INSTALLATION-BATTERY BOX	877
12	6376100254	HARDWARE KIT - DECAL	879
40	80032779	DECAL INSTALLATION	881
	80032781	DECAL INSTALLATION-STANDARD	883
	80032782	DECAL INSTALLATION-STANDARD CAB	887
	80032783	DECAL INSTALLATION-STANDARD CARRIER	891
	80032784	DECAL INSTALLATION-STANDARD SS	895
	80032785	DECAL INSTALLATION-STANDARD BOOM	897
	80028373	DECAL INSTALLATION (NOMENCLATURE)	901

Manitowoc Cranes

Notes

Manitowoc Cranes

Description
BOOM ASSEMBLY

Assembly No.
80038836
Revision: **A**

Item	FN	Part	Qty	Description
1	+	80013786	1	BOOM ASSY-STEEL CONSTRUCTION
2	+	80013787	1	BOOM ASSY COMPONENT PARTS
4	+	80038835	1	BOOM ASSY HYDRAULIC COMPONENTS
5	+	80013789	1	ELECTRICAL CONSTRUCTION BOOM ASSEMBLY

+ SEE FURTHER BREAKDOWN THIS GROUP

Manitowoc Cranes

Notes

Manitowoc Cranes

Description
BOOM ASSY-STEEL CONSTRUCTION

Assembly No.
80013786
 Revision: #

Item	FN	Part	Qty	Description
1	+	80013790	1	BASIC MEMBER COMPLETE
2		03130039	1	TELESCOPIC PART 1
3		03130040	1	TELESCOPIC PART 2
4		03130041	1	TELESCOPIC PART 3
5		03130042	1	TELESCOPIC PART 4
6		03156873	1	TELESCOPIC PART 5

+ SEE FURTHER BREAKDOWN THIS GROUP

Manitowoc Cranes

Notes

Manitowoc Cranes

Description

BASIC MEMBER COMPLETE

Assembly No.

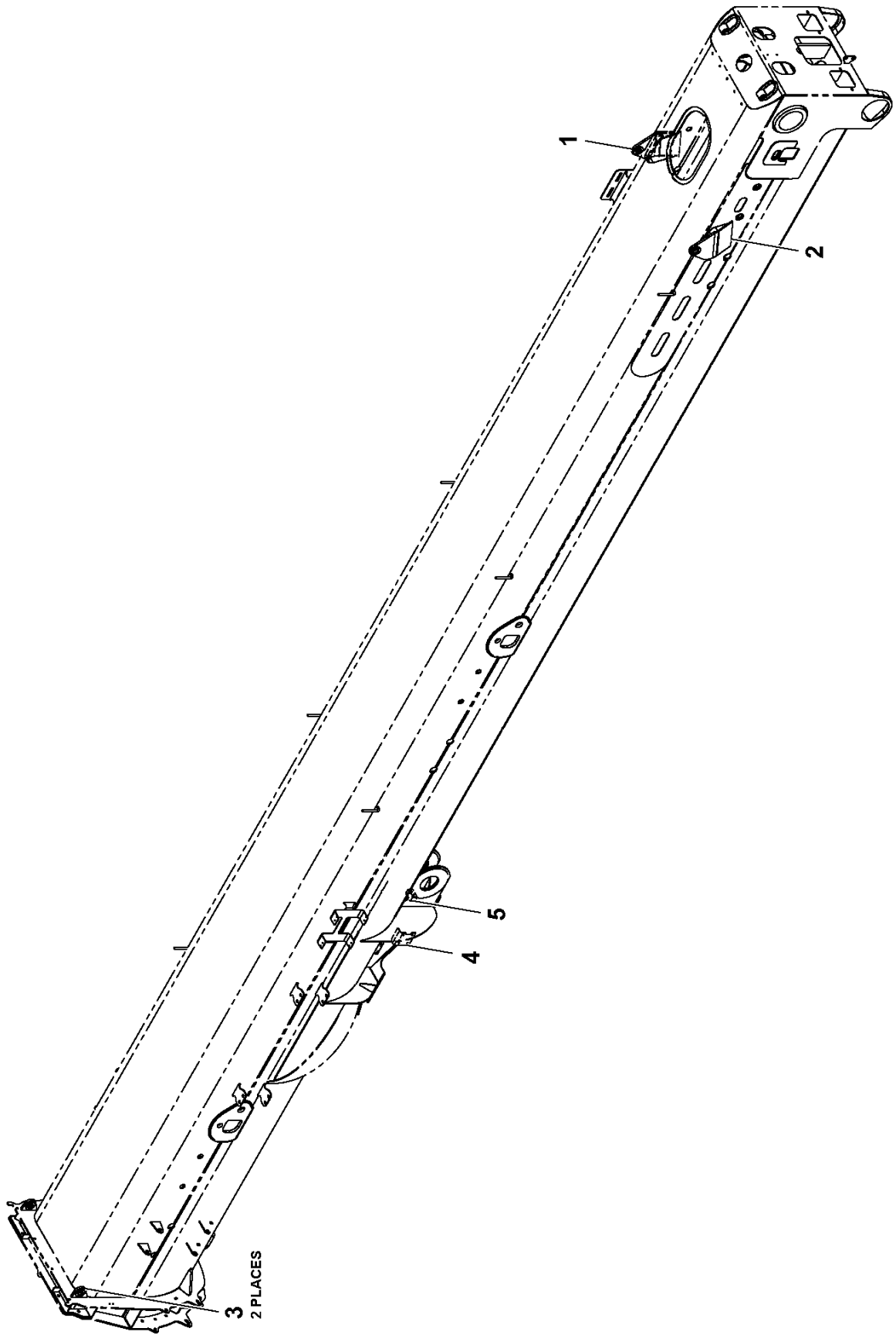
80013790

Revision: **B**

Item	FN	Part	Qty	Description
1	+	03156871	1	BASIC MEMBER
2	+	80013791	1	BOOM REMOVAL BRACKET INSTALLATION
3		03120694	1	BASIC MEMBER-REBUILDING
4		80020948	1	LIFT CYLINDER BOX (MODIFIED)

+ SEE FURTHER BREAKDOWN THIS GROUP

Manitowoc Cranes



Manitowoc Cranes

Description

BOOM REMOVAL BRACKET INSTALLATION

Assembly No.

80013791

Revision: #

Item	FN	Part	Qty	Description
1		03125624	1	SUPPORT, RIGHT
2		03125625	1	SUPPORT, LEFT
3		03125623	2	SHACKLE
4		03007719	1	HOLDER
5		03157405	1	PLATE

Manitowoc Cranes

Notes

Manitowoc Cranes

Description

BOOM ASSY COMPONENT PARTS

Assembly No.

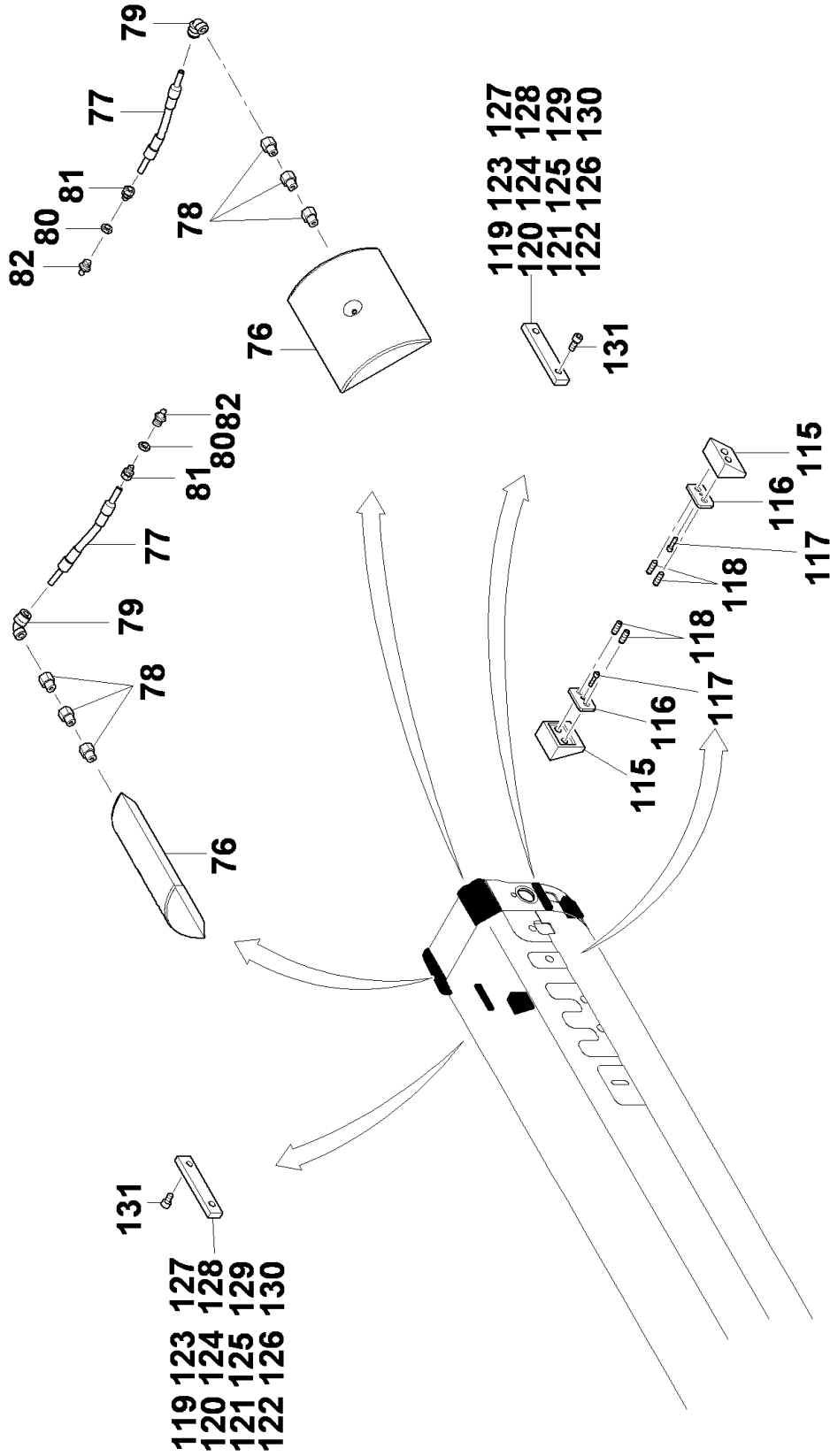
80013787

Revision: #

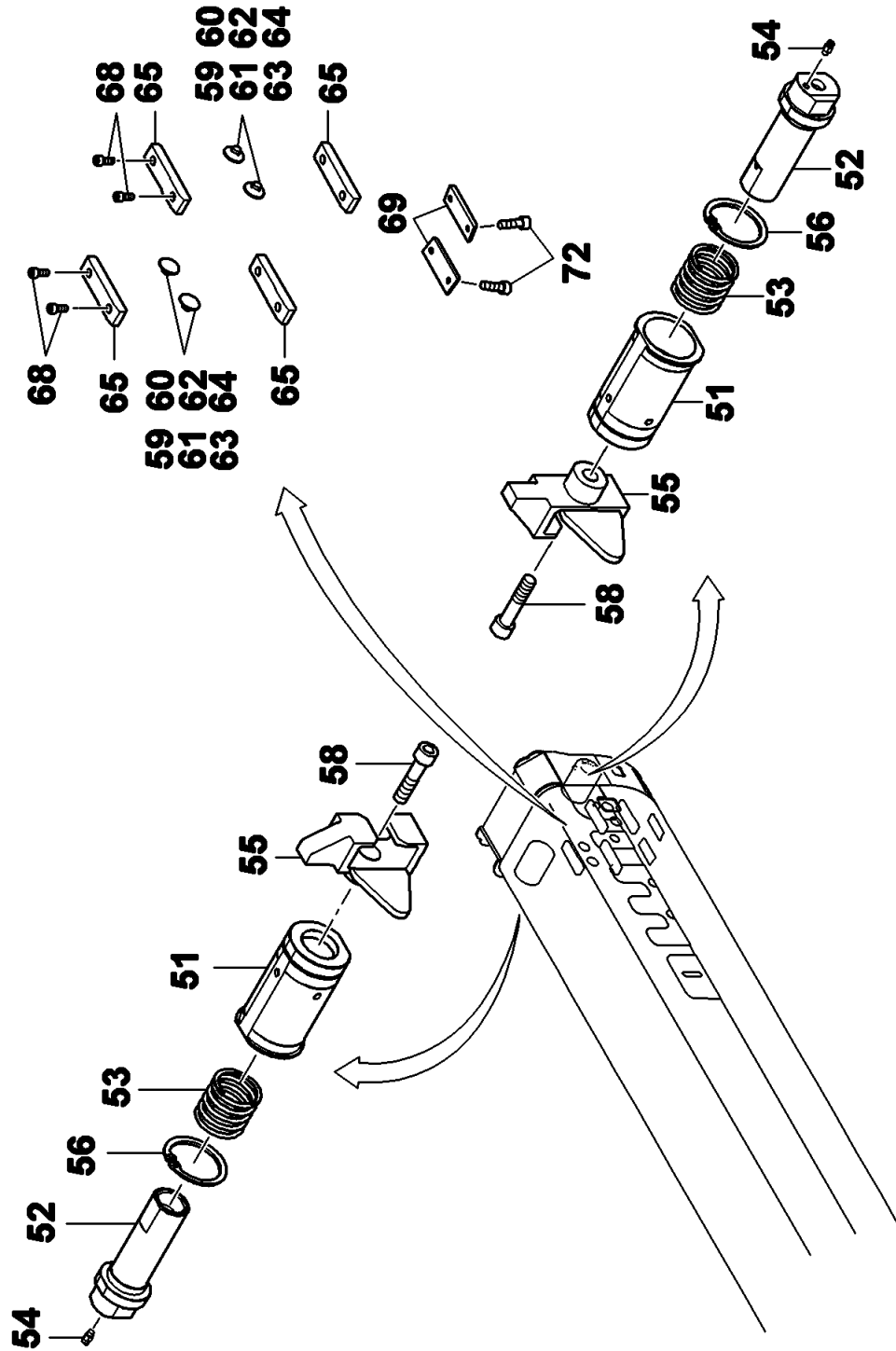
Item	FN	Part	Qty	Description
1	+	80014194	1	COMPONENT PARTS-BASIC MEMBER
2	+	03130061	1	MOUNTING PARTS TELESCOPIC SECTION 1
3	+	03130062	1	MOUNTING PARTS TELESCOPIC SECTION 2
4	+	03130063	1	MOUNTING PARTS TELESCOPIC SECTION 3
5	+	03130064	1	MOUNTING PARTS TELESCOPIC SECTION 4
6	+	80018323	1	COMPONENT PARTS-TELESCOPE 5

+ SEE FURTHER BREAKDOWN THIS GROUP

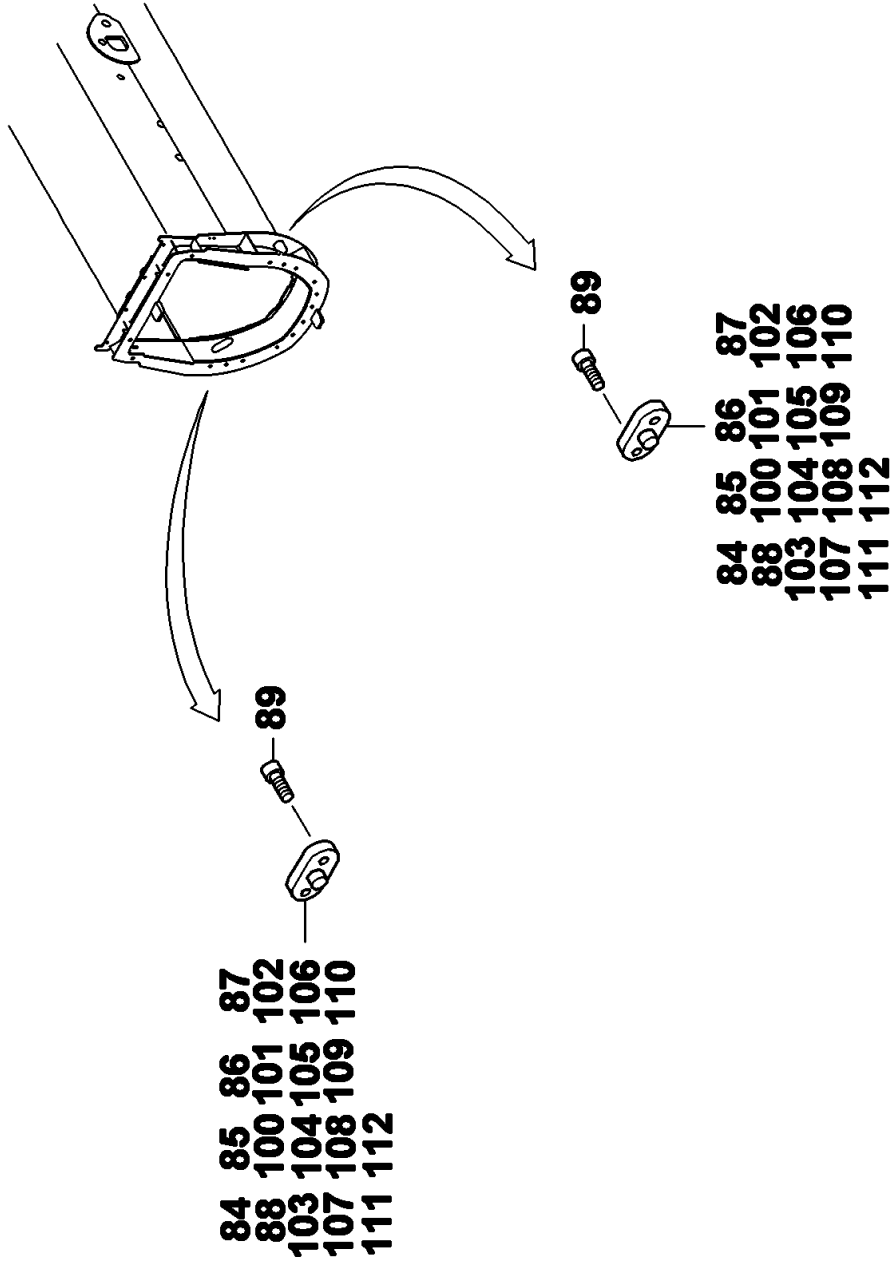
Manitowoc Cranes



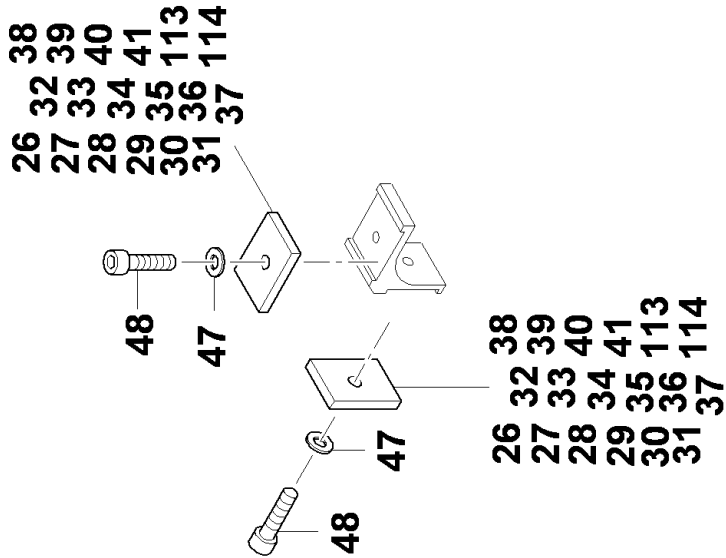
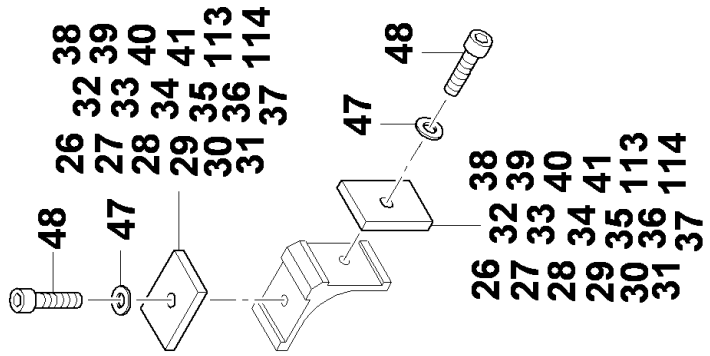
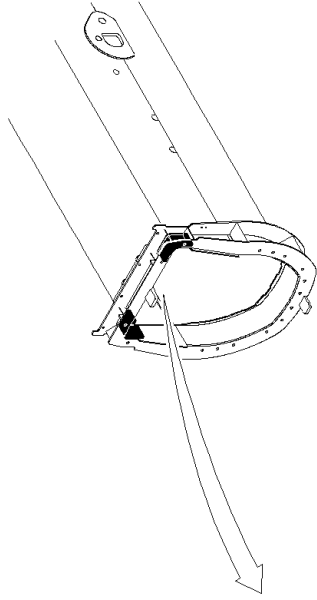
Manitowoc Cranes



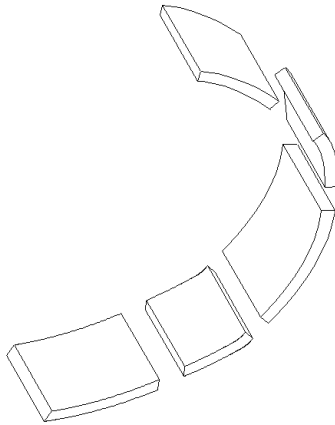
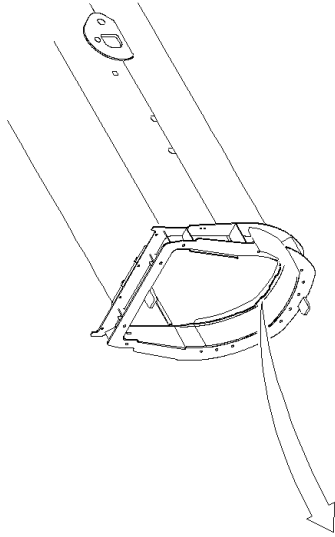
Manitowoc Cranes



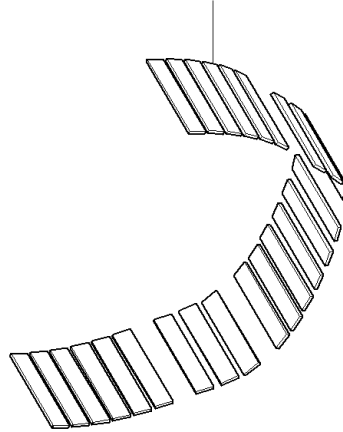
Manitowoc Cranes



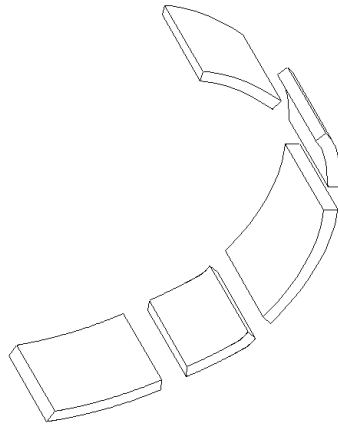
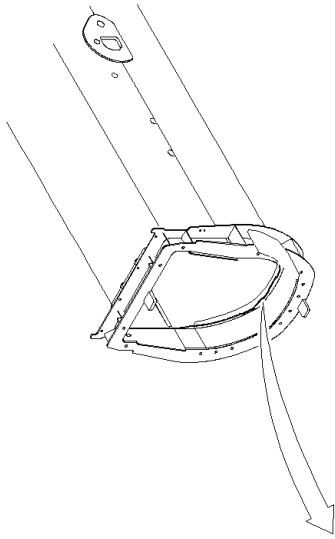
Manitowoc Cranes



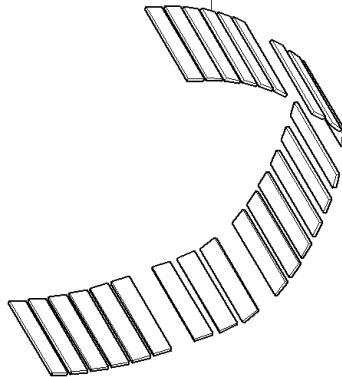
- 146
- 140 147
- 141 148
- 142 149
- 143 150
- 144 151
- 134
- 135
- 136
- 137
- 138
- 139



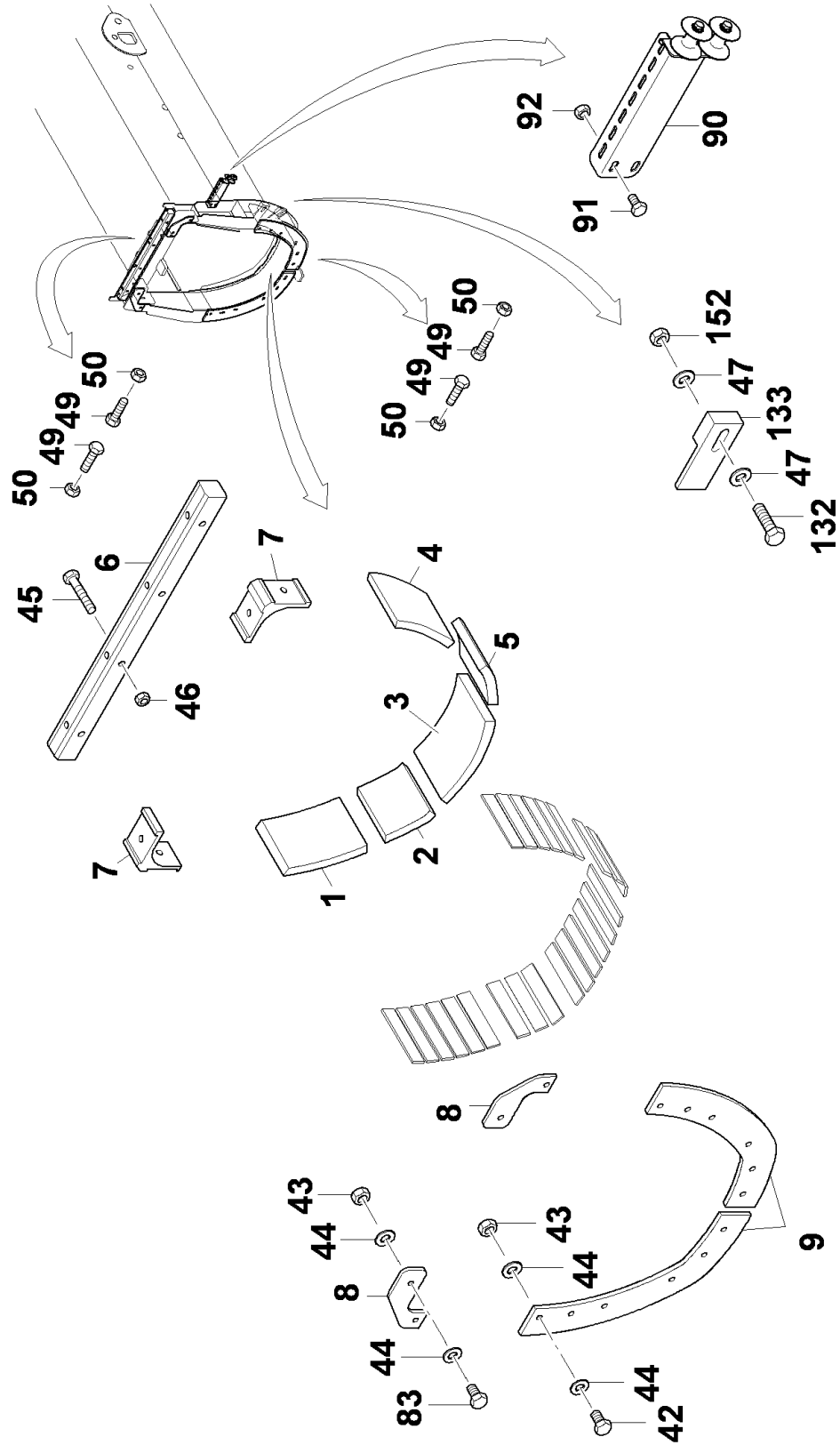
Manitowoc Cranes



10 11 12 13
14 15 16 17
18 19 20 21
22 23 24 25



Manitowoc Cranes



Manitowoc Cranes

Description

MOUNTING PARTS TELESCOPIC SECTION 1

Assembly No.

03130061

Revision: **C**

Item	FN	Part	Qty	Description
1		03130384	0	SLIDER (USE AS REQUIRED)
2		03145492	0	SLIDER (USE AS REQUIRED)
3		03092214	0	SLIDER (USE AS REQUIRED)
4		03130385	0	SLIDER (USE AS REQUIRED)
5		03145493	0	SLIDER (USE AS REQUIRED)
6		03092275	0	PROTECTION STRIP (USE AS REQUIRED)
7		03092297	0	SLIDER (USE AS REQUIRED)
8		03092273	2	BAR
9		03092299	2	BAR
10		03092281	0	STRIP (USE AS REQUIRED)
11		03092282	0	Strip t=11 G-Nr.3006000-4 (USE AS REQUIRED)
12		03092283	0	Strip t=12 G-Nr.3006000-4 (USE AS REQUIRED)
13		03092284	0	Strip t=13 G-Nr.3006000-4 (USE AS REQUIRED)
14		03092285	0	Strip t=14 G-Nr.3006000-4 (USE AS REQUIRED)
15		03092286	0	Strip t=15 G-Nr.3006000-4 (USE AS REQUIRED)
16		03092287	0	Strip t=16 G-Nr.3006000-4 (USE AS REQUIRED)
17		03092288	0	Strip t=17 G-Nr.3006000-4 (USE AS REQUIRED)
18		03092289	23	Strip t=18 G-Nr.3006000-4
19		03092290	0	Strip t=19 G-Nr.3006000-4 (USE AS REQUIRED)
20		03092291	0	Strip t=20 G-Nr.3006000-4 (USE AS REQUIRED)
21		03092292	0	Strip t=21 G-Nr.3006000-4 (USE AS REQUIRED)

Manitowoc Cranes

Description

MOUNTING PARTS TELESCOPIC SECTION 1

Assembly No.

03130061

Revision: **C**

Item	FN	Part	Qty	Description
22		03092293	0	Strip t=22 G-Nr.3006000-4 (USE AS REQUIRED)
23		03092294	0	Strip t=23 G-Nr.3006000-4 (USE AS REQUIRED)
24		03092295	0	Strip t=24 G-Nr.3006000-4 (USE AS REQUIRED)
25		03092296	0	STRIP (USE AS REQUIRED)
26		03093968	0	FILLING PIECE (USE AS REQUIRED)
27		03093969	0	FILLING PIECE (USE AS REQUIRED)
28		03093970	0	FILLING PIECE (USE AS REQUIRED)
29		03093971	0	FILLING PIECE (USE AS REQUIRED)
30		03093972	0	FILLING PIECE (USE AS REQUIRED)
31		03093973	0	FILLING PIECE (USE AS REQUIRED)
32		03093974	0	FILLING PIECE (USE AS REQUIRED)
33		03093975	0	FILLING PIECE (USE AS REQUIRED)
34		03093976	4	FILLING PIECE
35		03093977	0	FILLING PIECE (USE AS REQUIRED)
36		03093978	0	FILLING PIECE (USE AS REQUIRED)
37		03093979	0	FILLING PIECE (USE AS REQUIRED)
38		03093980	0	FILLIN PIECE (USE AS REQUIRED)
39		03093981	0	FILLING PIECE (USE AS REQUIRED)
40		03093982	0	FILLING PIECE (USE AS REQUIRED)
41		03093983	0	FILLING PIECE (USE AS REQUIRED)

Manitowoc Cranes

Description

MOUNTING PARTS TELESCOPIC SECTION 1

Assembly No.

03130061

Revision: **C**

Item	FN	Part	Qty	Description
42		00437203	12	HEX HEAD SCREW
43		00437645	16	HEXAGON NUT
44		00437530	32	F WASHER 16 140HV-A3C ISO 7090
45		01147382	4	CAP SCREW M12X80 -8.8
46		00437644	4	HEX NUT M12 8-A3C ISO 4032
47		00437529	12	WASHER, 12 FLAT
48		00106069	4	SHCS M12X60
49		00437214	4	HEX HEAD SCREW
50		00437647	4	HEX NUT M20 8-A3C ISO 4032
51		03091454	2	GUIDE TUBE
52		03091459	2	LOCKING PIN
53		02318956	2	SPRING, PRESSURE
54		00209834	2	LUBRICATING NIPPLE
55		03057070	2	LINK, CONNECTING
56		01207518	2	RING, RETAINING
58		00106096	2	CAP SCREW M20X70
59		03004192	4	GUIDE PILOT - 8MM
60		03055172	0	GUIDE PILOT - 9MM (USE AS REQUIRED)
61		03055173	0	GUIDE PILOT - 10MM (USE AS REQUIRED)
62		03055101	0	GUIDE PILOT - 7MM (USE AS REQUIRED)
63		03055102	0	GUIDE PILOT - 6MM (USE AS REQUIRED)
64		03055103	0	GUIDE PILOT - 5MM (USE AS REQUIRED)
65		03054934	4	SLIDER
66		02318985	4	FILE PLATE
67		02318986	4	FILL PLATE
68		01146947	8	SHCS M12x35 8.8-A3C ISO 4762
69		03012469	2	SLIDER
70		03055560	2	FILL PLATE - 1MM
71		03055504	2	FILL PLATE T=2
72		00100791	4	SOCKET-HEAD SCREW
76		03092308	2	SLIDER

Manitowoc Cranes

Description

MOUNTING PARTS TELESCOPIC SECTION 1

Assembly No.

03130061

Revision: **C**

Item	FN	Part	Qty	Description
77		03092350	2	LUBRICANT HOSE
78		02251403	4	ADAPTER
79		02311780	2	ANGLE PIPE UNION
80		03320927	2	NUT, THIN
81		03320928	2	PIPE UNION, M12X1
82		00433858	2	NIPPLE, LUBRICATING
83		00437204	4	HHCS M16X45 8.8-A3C ISO 4017
84		03094054	2	PLATE
85		03094055	0	Plate T=15 L=27 S690 QL (USE AS REQUIRED)
86		03094056	0	Plate T=18 L=30 S690 QL (USE AS REQUIRED)
87		03094057	0	Plate T=22 L=34 S690 QL (USE AS REQUIRED)
88		03094058	0	PLATE (USE AS REQUIRED)
89		03325228	4	SOCKET-HEAD SCREW M12X16
90		03108794	1	ROLLER HOLDER
91		00027071	2	HHCS M8X20 8.8-A2C ISO 4017
92		00437642	2	Hex Nut M8 8-A2C ISO 4032
100		03103080	0	PLATE (USE AS REQUIRED)
101		03103081	0	Plate T=14 L=26 S690 QL (USE AS REQUIRED)
102		03103082	0	Plate T=16 L=28 S690 QL (USE AS REQUIRED)
103		03103083	0	Plate T=17 L=29 S690 QL (USE AS REQUIRED)
104		03103084	0	Plate T=19 L=31 S690 QL (USE AS REQUIRED)
105		03103085	0	Plate T=20 L=32 S690 QL (USE AS REQUIRED)
106		03103086	0	Plate T=21 L=33 S690 QL (USE AS REQUIRED)
107		03103087	0	Plate T=23 L=35 S690 QL (USE AS REQUIRED)
108		03103088	0	Plate T=24 L=36 S690 QL (USE AS REQUIRED)

Manitowoc Cranes

Description

MOUNTING PARTS TELESCOPIC SECTION 1

Assembly No.

03130061

Revision: **C**

Item	FN	Part	Qty	Description
109		03113826	0	Plate T=8; L=20 S690 QL (USE AS REQUIRED)
110		03113827	0	Plate T=9 L=21 S690 QL (USE AS REQUIRED)
111		03113828	0	Plate T=10 L=22 S690 QL (USE AS REQUIRED)
112		03113829	0	PLATE (USE AS REQUIRED)
113		03125538	0	FILLING PIECE (USE AS REQUIRED)
114		03125539	0	FILLING PIECE (USE AS REQUIRED)
115		03130372	2	SLIDER
116		03125407	2	Plate S355J2G3
117		00100782	2	SOCKET HEAD SCREW M8X35
118		02250017	4	SET SCREW M20X60
119		03125513	0	SLIDER (USE AS REQUIRED)
120		03125514	0	Slider t=22 Sustaglide (USE AS REQUIRED)
121		03125515	0	Slider t=23 Sustaglide (USE AS REQUIRED)
122		03125516	0	Slider t=24 Sustaglide (USE AS REQUIRED)
123		03125517	0	Slider t=25 Sustaglide (USE AS REQUIRED)
124		03125518	0	Slider t=26 Sustaglide (USE AS REQUIRED)
125		03125519	2	Slider t=27 Sustaglide
126		03125520	0	Slider t=28 Sustaglide (USE AS REQUIRED)
127		03125521	0	Slider t=29 Sustaglide (USE AS REQUIRED)
128		03125522	0	Slider t=30 Sustaglide (USE AS REQUIRED)
129		03125523	0	Slider t=31 Sustaglide (USE AS REQUIRED)
130		03125524	0	SLIDER (USE AS REQUIRED)

Manitowoc Cranes

Description
MOUNTING PARTS TELESCOPIC SECTION 1

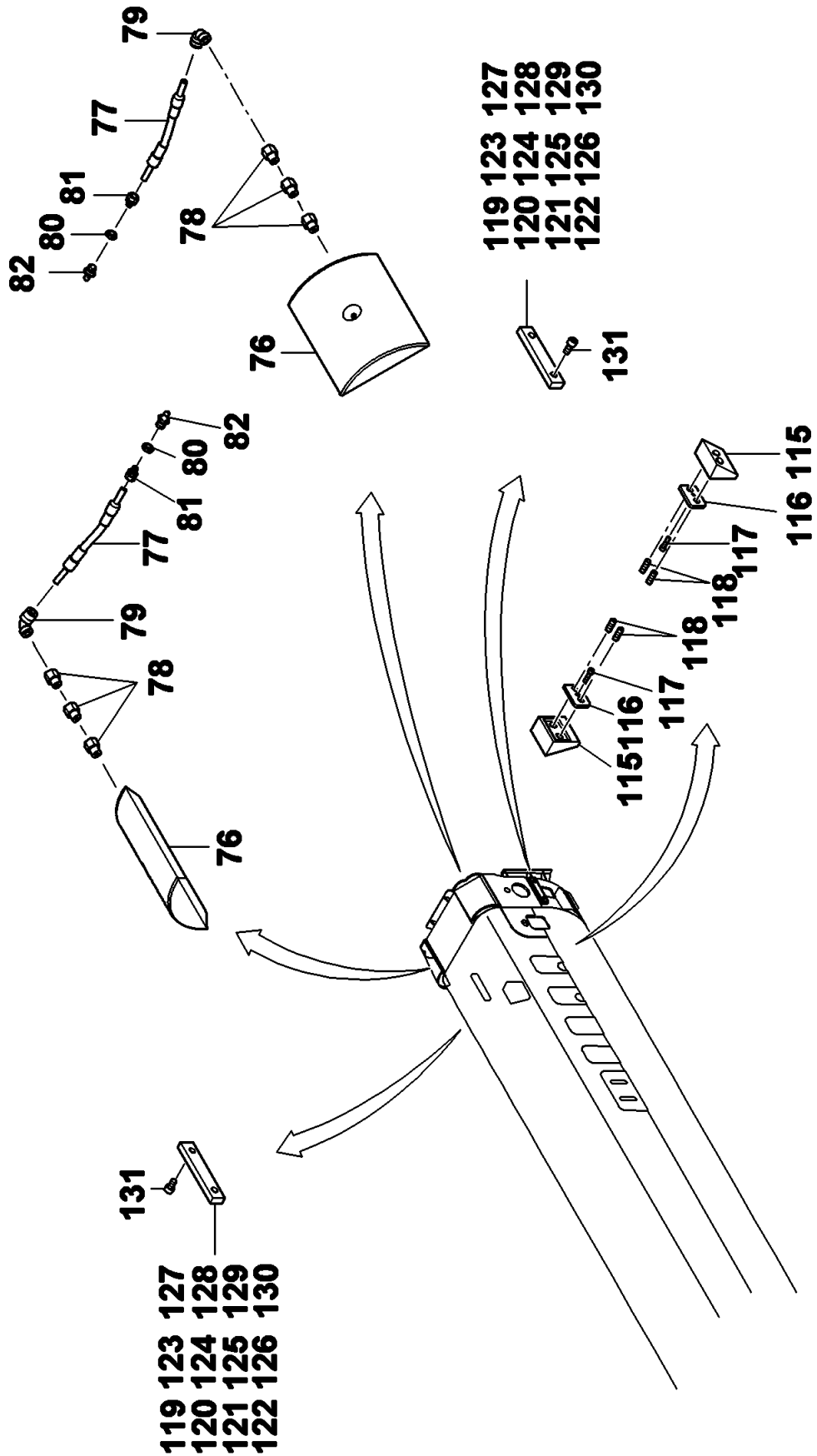
Assembly No.
03130061
 Revision: **C**

Item	FN	Part	Qty	Description
131		00203974	4	SHCS M12X45
132		01146639	4	HHCS M12X55
133		03130393	4	PLATE
134		03092355	0	STRIP (USE AS REQUIRED)
135		03092356	0	STRIP (USE AS REQUIRED)
136		03092379	0	STRIP (USE AS REQUIRED)
137		03092380	0	Strip t=11 G-Nr.3006000-4 (USE AS REQUIRED)
138		03092381	0	Strip t=12 G-Nr.3006000-4 (USE AS REQUIRED)
139		03092382	0	Strip t=13 G-Nr.3006000-4 (USE AS REQUIRED)
140		03092383	0	Strip t=14 G-Nr.3006000-4 (USE AS REQUIRED)
141		03092384	0	Strip t=15 G-Nr.3006000-4 (USE AS REQUIRED)
142		03092385	0	Strip t=16 G-Nr.3006000-4 (USE AS REQUIRED)
143		03092386	0	Strip t=17 G-Nr.3006000-4 (USE AS REQUIRED)
144		03092387	4	Strip t=18 G-Nr.3006000-4
145		03092388	0	Strip t=19 G-Nr.3006000-4 (USE AS REQUIRED)
146		03092389	0	Strip t=20 G-Nr.3006000-4 (USE AS REQUIRED)
147		03092390	0	Strip t=21 G-Nr.3006000-4 (USE AS REQUIRED)
148		03092391	0	Strip t=22 G-Nr.3006000-4 (USE AS REQUIRED)
149		03092392	0	Strip t=23 G-Nr.3006000-4 (USE AS REQUIRED)
150		03092393	0	Strip t=24 G-Nr.3006000-4 (USE AS REQUIRED)
151		03092394	0	STRIP (USE AS REQUIRED)
152		00437745	4	Hex L Nut M12 8-A3C ISO 7040

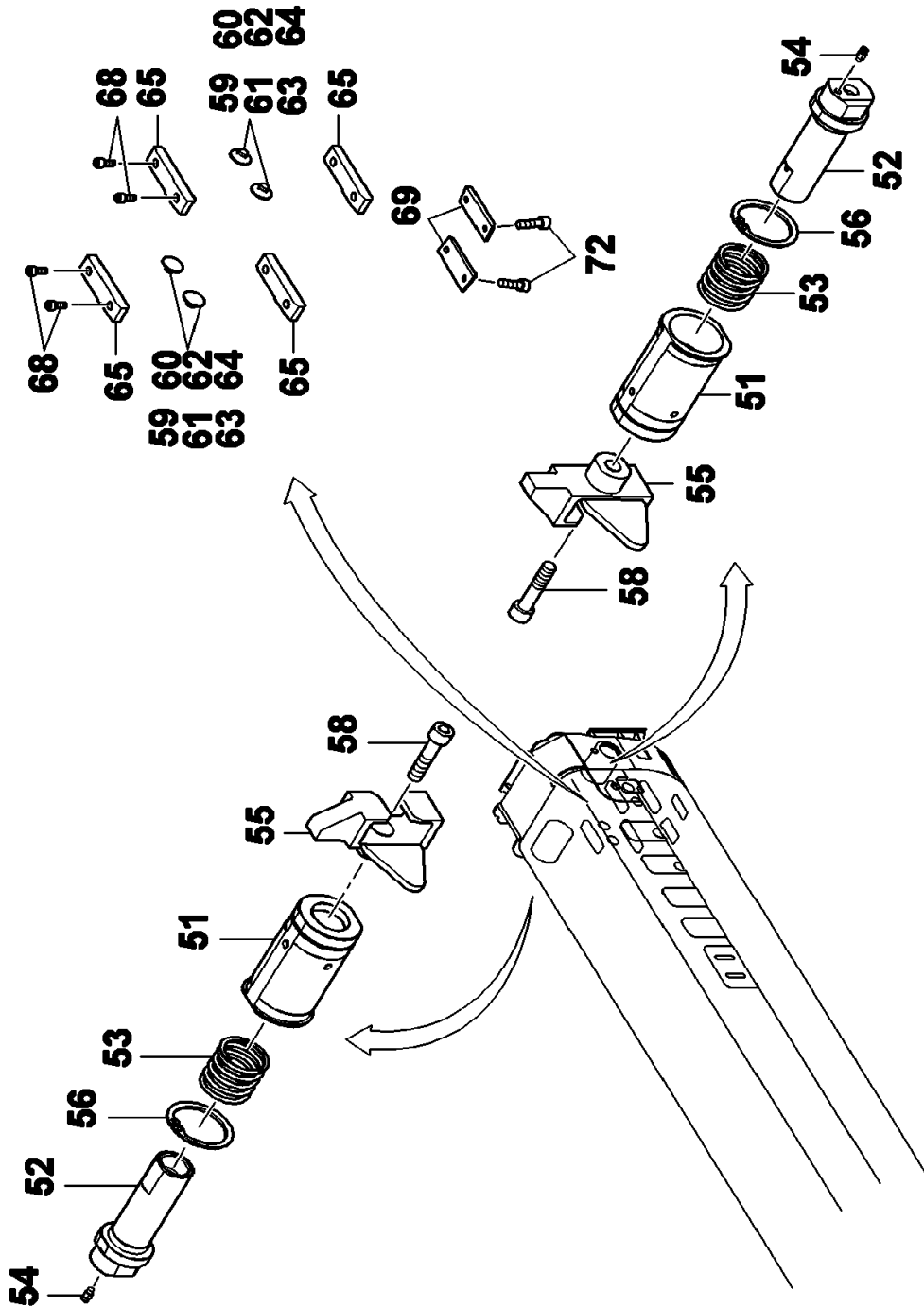
Manitowoc Cranes

Notes

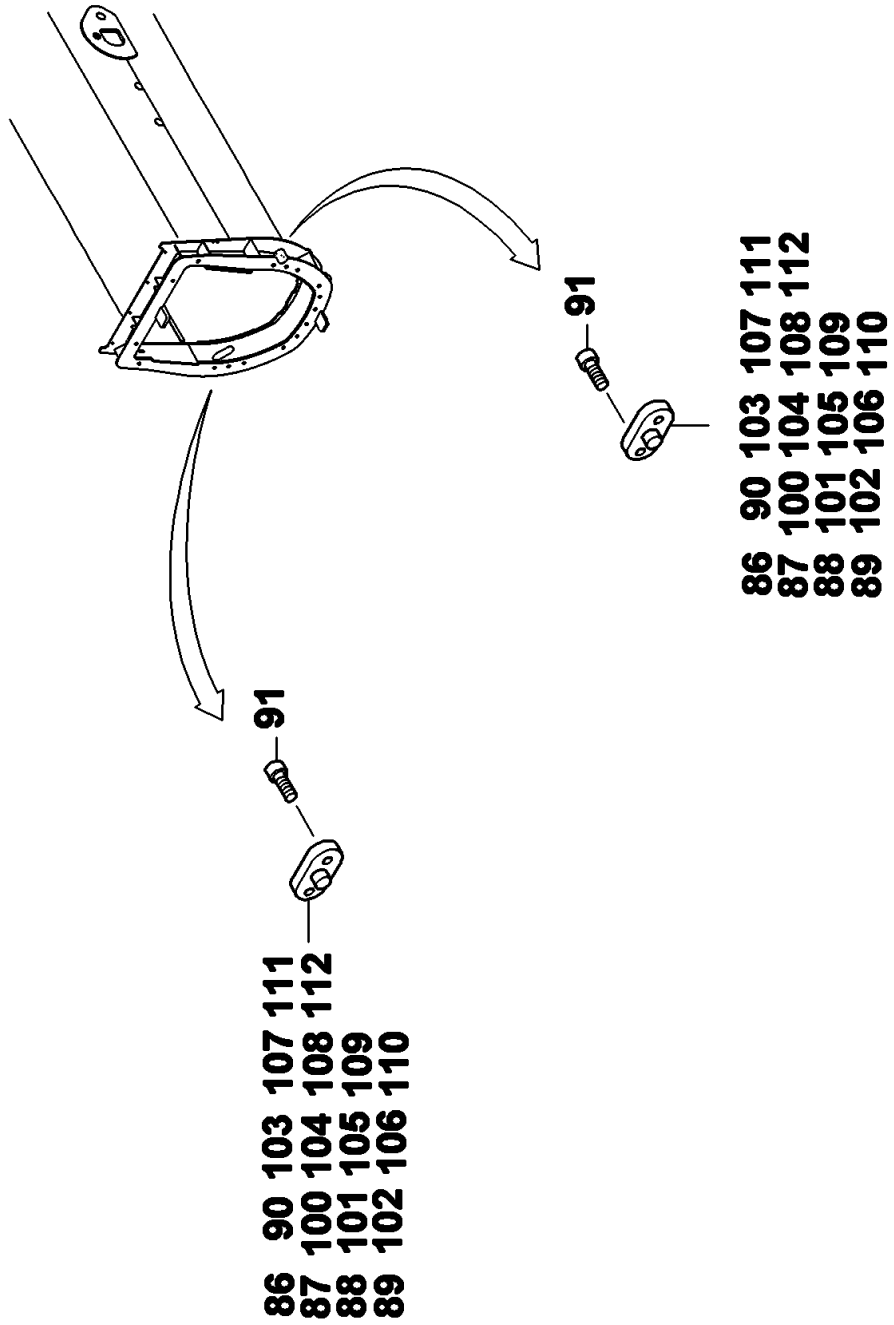
Manitowoc Cranes



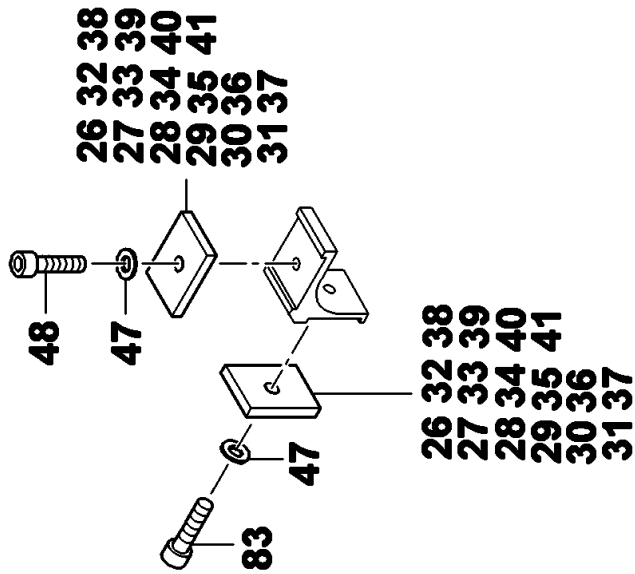
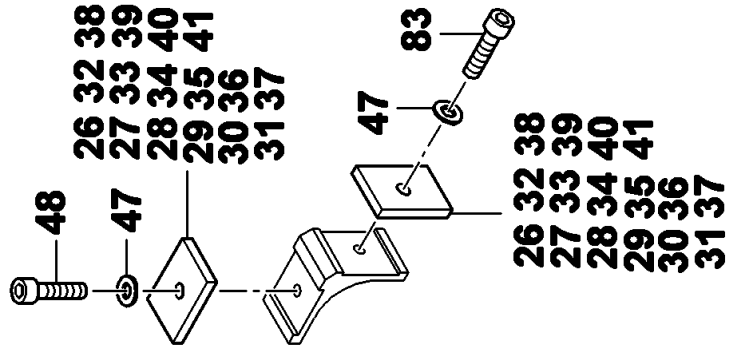
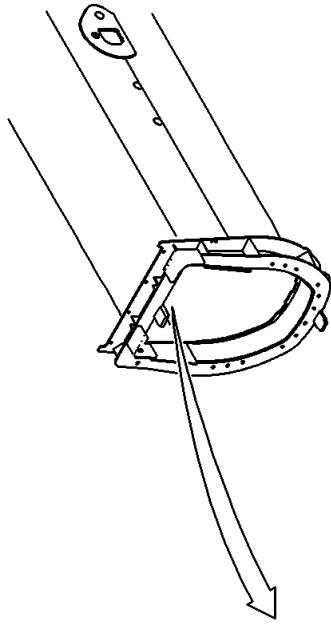
Manitowoc Cranes



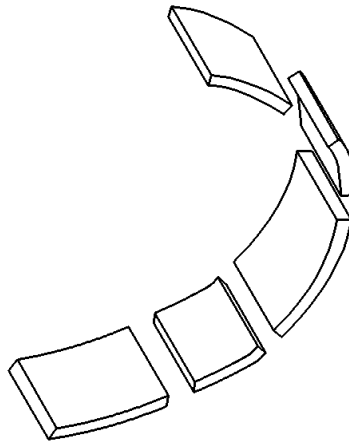
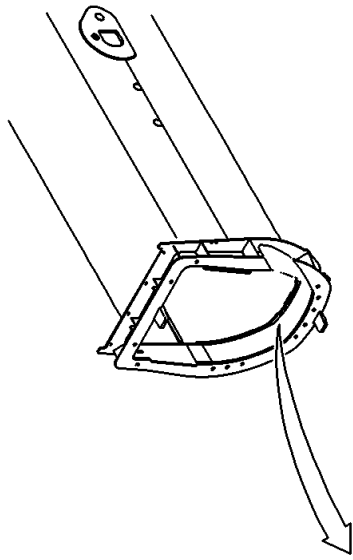
Manitowoc Cranes



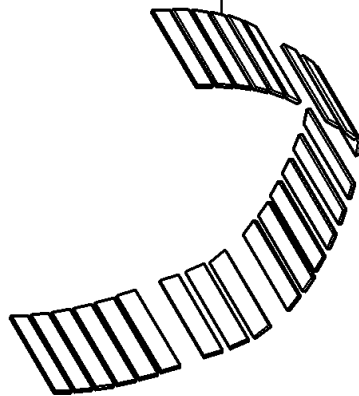
Manitowoc Cranes



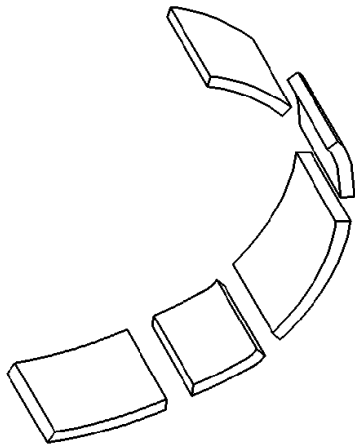
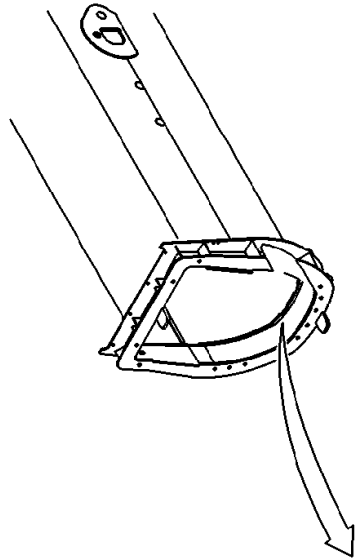
Manitowoc Cranes



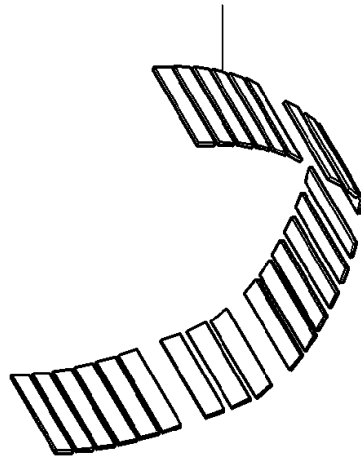
- 134 140 146
- 135 141 147
- 136 142 148
- 137 143 149
- 138 144 150
- 139 145 151



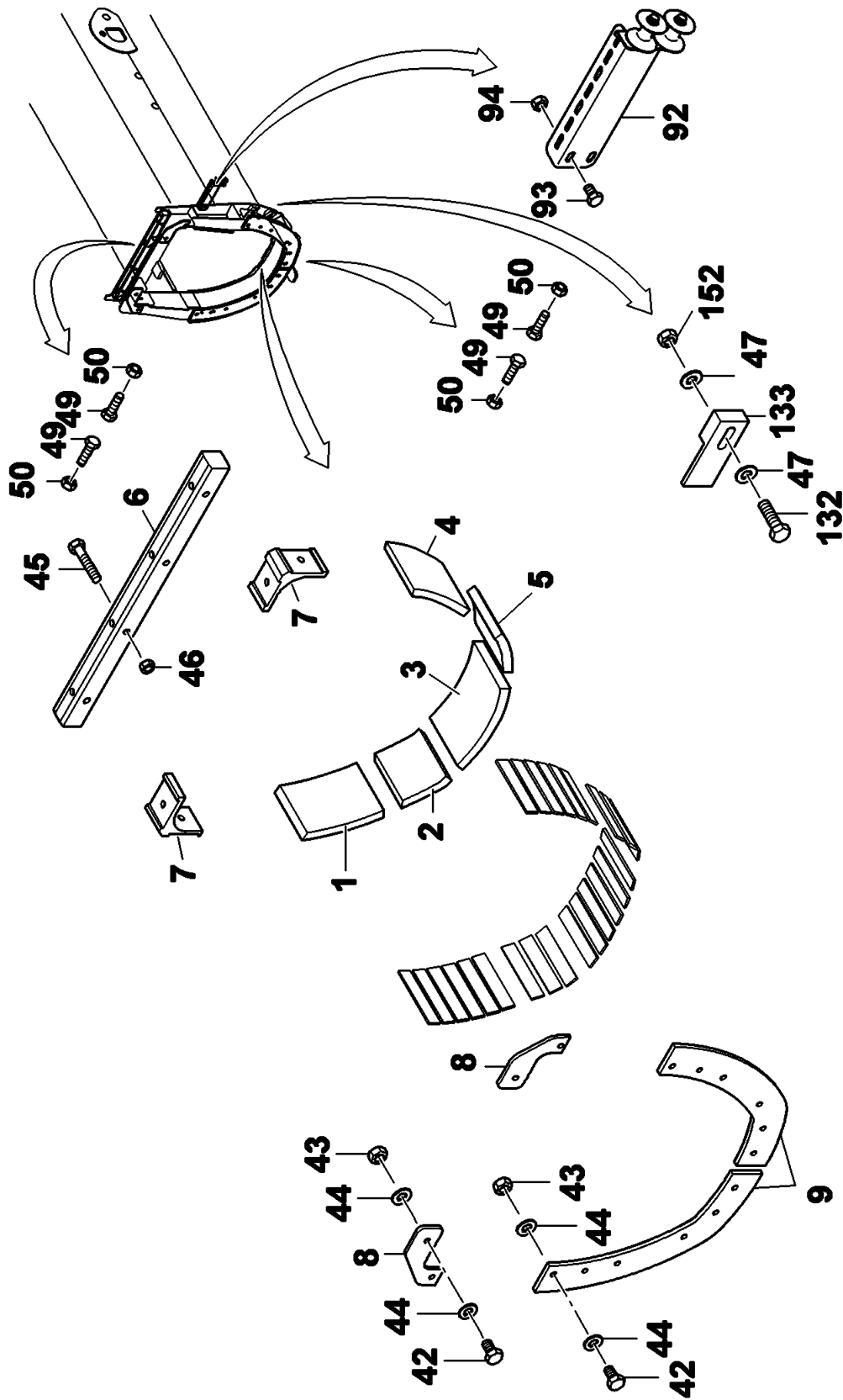
Manitowoc Cranes



10 14 18 22 84
11 15 19 23 85
12 16 20 24
13 17 21 25



Manitowoc Cranes



Manitowoc Cranes

Description

MOUNTING PARTS TELESCOPIC SECTION 2

Assembly No.

03130062

Revision: **D**

Item	FN	Part	Qty	Description
1		03130386	0	SLIDER (USE AS REQUIRED)
2		03145494	0	SLIDER (USE AS REQUIRED)
3		03092220	0	SLIDER (USE AS REQUIRED)
4		03130387	0	SLIDER (USE AS REQUIRED)
5		03145495	0	SLIDER (USE AS REQUIRED)
6		03092373	0	PROTECTION STRIP (USE AS REQUIRED)
7		03092297	0	SLIDER (USE AS REQUIRED)
8		03092273	2	BAR
9		03134133	2	BAR
10		03092379	0	STRIP (USE AS REQUIRED)
11		03092380	0	Strip t=11 G-Nr.3006000-4 (USE AS REQUIRED)
12		03092381	0	Strip t=12 G-Nr.3006000-4 (USE AS REQUIRED)
13		03092382	12	Strip t=13 G-Nr.3006000-4
14		03092383	0	Strip t=14 G-Nr.3006000-4 (USE AS REQUIRED)
15		03092384	0	Strip t=15 G-Nr.3006000-4 (USE AS REQUIRED)
16		03092385	0	Strip t=16 G-Nr.3006000-4 (USE AS REQUIRED)
17		03092386	0	Strip t=17 G-Nr.3006000-4 (USE AS REQUIRED)
18		03092387	10	Strip t=18 G-Nr.3006000-4
19		03092388	0	Strip t=19 G-Nr.3006000-4 (USE AS REQUIRED)
20		03092389	0	Strip t=20 G-Nr.3006000-4 (USE AS REQUIRED)
21		03092390	0	Strip t=21 G-Nr.3006000-4 (USE AS REQUIRED)
22		03092391	0	Strip t=22 G-Nr.3006000-4 (USE AS REQUIRED)

Manitowoc Cranes

Description

MOUNTING PARTS TELESCOPIC SECTION 2

Assembly No.

03130062

Revision: **D**

Item	FN	Part	Qty	Description
23		03092392	0	Strip t=23 G-Nr.3006000-4 (USE AS REQUIRED)
24		03092393	0	Strip t=24 G-Nr.3006000-4 (USE AS REQUIRED)
25		03092394	0	STRIP (USE AS REQUIRED)
26		03093968	0	FILLING PIECE (USE AS REQUIRED)
27		03093969	0	FILLING PIECE (USE AS REQUIRED)
28		03093970	0	FILLING PIECE (USE AS REQUIRED)
29		03093971	0	FILLING PIECE (USE AS REQUIRED)
30		03093972	2	FILLING PIECE
31		03093973	0	FILLING PIECE (USE AS REQUIRED)
32		03093974	0	FILLING PIECE (USE AS REQUIRED)
33		03093975	0	FILLING PIECE (USE AS REQUIRED)
34		03093976	0	FILLING PIECE (USE AS REQUIRED)
35		03093977	0	FILLING PIECE (USE AS REQUIRED)
36		03093978	2	FILLING PIECE
37		03093979	0	FILLING PIECE (USE AS REQUIRED)
38		03093980	0	FILLIN PIECE (USE AS REQUIRED)
39		03093981	0	FILLING PIECE (USE AS REQUIRED)
40		03093982	0	FILLING PIECE (USE AS REQUIRED)
41		03093983	0	FILLING PIECE (USE AS REQUIRED)
42		00437203	16	HEX HEAD SCREW
43		00437645	16	HEXAGON NUT
44		00437530	32	F WASHER 16 140HV-A3C ISO 7090

Manitowoc Cranes

Description

MOUNTING PARTS TELESCOPIC SECTION 2

Assembly No.

03130062

Revision: **D**

Item	FN	Part	Qty	Description
45		01147382	4	CAP SCREW M12X80 -8.8
46		00437644	4	HEX NUT M12 8-A3C ISO 4032
47		00437529	12	WASHER, 12 FLAT
48		00106069	2	SHCS M12X60
49		00437214	4	HEX HEAD SCREW
50		00437647	4	HEX NUT M20 8-A3C ISO 4032
51		03091455	2	GUIDE TUBE
52		03091460	2	LOCKING PIN
53		02318956	2	SPRING, PRESSURE
54		00209834	2	LUBRICATING NIPPLE
55		03057070	2	LINK, CONNECTING
56		01207518	2	RING, RETAINING
58		00106096	2	CAP SCREW M20X70
59		03004192	4	GUIDE PILOT - 8MM
60		03055172	0	GUIDE PILOT - 9MM (USE AS REQUIRED)
61		03055173	0	GUIDE PILOT - 10MM (USE AS REQUIRED)
62		03055101	0	GUIDE PILOT - 7MM (USE AS REQUIRED)
63		03055102	0	GUIDE PILOT - 6MM (USE AS REQUIRED)
64		03055103	0	GUIDE PILOT - 5MM (USE AS REQUIRED)
65		03054934	4	SLIDER
66		02318985	4	FILE PLATE
67		02318986	4	FILL PLATE
68		01146947	8	SHCS M12x35 8.8-A3C ISO 4762
69		03012469	2	SLIDER
70		03055560	2	FILL PLATE - 1MM
71		03055504	2	FILL PLATE T=2
72		00100791	4	SOCKET-HEAD SCREW
76		03092308	2	SLIDER
77		03120912	2	LUBRICANT HOSE
78		02251403	4	ADAPTER
79		02311780	2	ANGLE PIPE UNION

Manitowoc Cranes

Description

MOUNTING PARTS TELESCOPIC SECTION 2

Assembly No.

03130062

Revision: **D**

Item	FN	Part	Qty	Description
80		03320927	2	NUT, THIN
81		03320928	2	PIPE UNION, M12X1
82		00433858	2	NIPPLE, LUBRICATING
83		00106068	2	SHCS M12X50
84		03092355	0	STRIP (USE AS REQUIRED)
85		03092356	0	STRIP (USE AS REQUIRED)
86		03094054	2	PLATE
87		03094055	0	Plate T=15 L=27 S690 QL (USE AS REQUIRED)
88		03094056	0	Plate T=18 L=30 S690 QL (USE AS REQUIRED)
89		03094057	0	Plate T=22 L=34 S690 QL (USE AS REQUIRED)
90		03094058	0	PLATE (USE AS REQUIRED)
91		03325228	4	SOCKET-HEAD SCREW M12X16
92		03108786	1	ROLLER HOLDER
93		00027071	2	HHCS M8X20 8.8-A2C ISO 4017
94		00437642	2	Hex Nut M8 8-A2C ISO 4032
100		03103080	0	PLATE (USE AS REQUIRED)
101		03103081	0	Plate T=14 L=26 S690 QL (USE AS REQUIRED)
102		03103082	0	Plate T=16 L=28 S690 QL (USE AS REQUIRED)
103		03103083	0	Plate T=17 L=29 S690 QL (USE AS REQUIRED)
104		03103084	0	Plate T=19 L=31 S690 QL (USE AS REQUIRED)
105		03103085	0	Plate T=20 L=32 S690 QL (USE AS REQUIRED)
106		03103086	0	Plate T=21 L=33 S690 QL (USE AS REQUIRED)
107		03103087	0	Plate T=23 L=35 S690 QL (USE AS REQUIRED)
108		03103088	0	Plate T=24 L=36 S690 QL (USE AS REQUIRED)

Manitowoc Cranes

Description

MOUNTING PARTS TELESCOPIC SECTION 2

Assembly No.

03130062

Revision: **D**

Item	FN	Part	Qty	Description
109		03113826	0	Plate T=8; L=20 S690 QL (USE AS REQUIRED)
110		03113827	0	Plate T=9 L=21 S690 QL (USE AS REQUIRED)
111		03113828	0	Plate T=10 L=22 S690 QL (USE AS REQUIRED)
112		03113829	0	PLATE (USE AS REQUIRED)
113		03125538	0	FILLING PIECE (USE AS REQUIRED)
114		03125539	0	FILLING PIECE (USE AS REQUIRED)
115		03130373	2	SLIDER
116		03125407	2	Plate S355J2G3
117		00100782	2	SOCKET HEAD SCREW M8X35
118		02250017	4	SET SCREW M20X60
119		03125513	0	SLIDER (USE AS REQUIRED)
120		03125514	0	Slider t=22 Sustaglide (USE AS REQUIRED)
121		03125515	0	Slider t=23 Sustaglide (USE AS REQUIRED)
122		03125516	0	Slider t=24 Sustaglide (USE AS REQUIRED)
123		03125517	0	Slider t=25 Sustaglide (USE AS REQUIRED)
124		03125518	0	Slider t=26 Sustaglide (USE AS REQUIRED)
125		03125519	2	Slider t=27 Sustaglide
126		03125520	0	Slider t=28 Sustaglide (USE AS REQUIRED)
127		03125521	0	Slider t=29 Sustaglide (USE AS REQUIRED)
128		03125522	0	Slider t=30 Sustaglide (USE AS REQUIRED)
129		03125523	0	Slider t=31 Sustaglide (USE AS REQUIRED)
130		03125524	0	SLIDER (USE AS REQUIRED)

Manitowoc Cranes

Description
MOUNTING PARTS TELESCOPIC SECTION 2

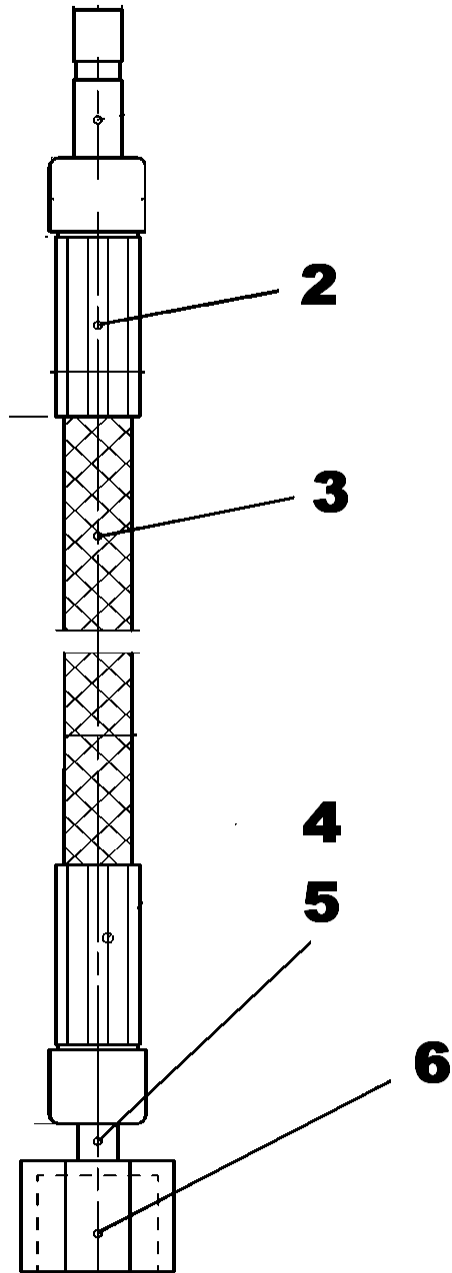
Assembly No.
03130062
 Revision: **D**

Item	FN	Part	Qty	Description
131		00203974	4	SHCS M12X45
132		01146639	4	HHCS M12X55
133		03130393	4	PLATE
134		03094040	0	STRIP (USE AS REQUIRED)
135		03094041	0	Strip t=9 G-Nr.3006000-4 (USE AS REQUIRED)
136		03094000	0	Strip t=10 G-Nr.3006000-4 (USE AS REQUIRED)
137		03094001	0	Strip t=11 G-Nr.3006000-4 (USE AS REQUIRED)
138		03094002	0	Strip t=12 G-Nr.3006000-4 (USE AS REQUIRED)
139		03094003	4	Strip t=13 G-Nr.3006000-4
140		03094004	0	Strip t=14 G-Nr.3006000-4 (USE AS REQUIRED)
141		03094005	0	Strip t=15 G-Nr.3006000-4 (USE AS REQUIRED)
142		03094006	0	Strip t=16 G-Nr.3006000-4 (USE AS REQUIRED)
143		03094007	0	Strip t=17 G-Nr.3006000-4 (USE AS REQUIRED)
144		03094008	0	Strip t=18 G-Nr.3006000-4 (USE AS REQUIRED)
145		03094009	0	Strip t=19 G-Nr.3006000-4 (USE AS REQUIRED)
146		03094010	0	Strip t=20 G-Nr.3006000-4 (USE AS REQUIRED)
147		03094011	0	Strip t=21 G-Nr.3006000-4 (USE AS REQUIRED)
148		03094012	0	Strip t=22 G-Nr.3006000-4 (USE AS REQUIRED)
149		03094013	0	Strip t=23 G-Nr.3006000-4 (USE AS REQUIRED)
150		03094014	0	Strip t=24 G-Nr.3006000-4 (USE AS REQUIRED)
151		03094015	0	STRIP (USE AS REQUIRED)
152		00437745	4	Hex L Nut M12 8-A3C ISO 7040

Manitowoc Cranes

Notes

Manitowoc Cranes



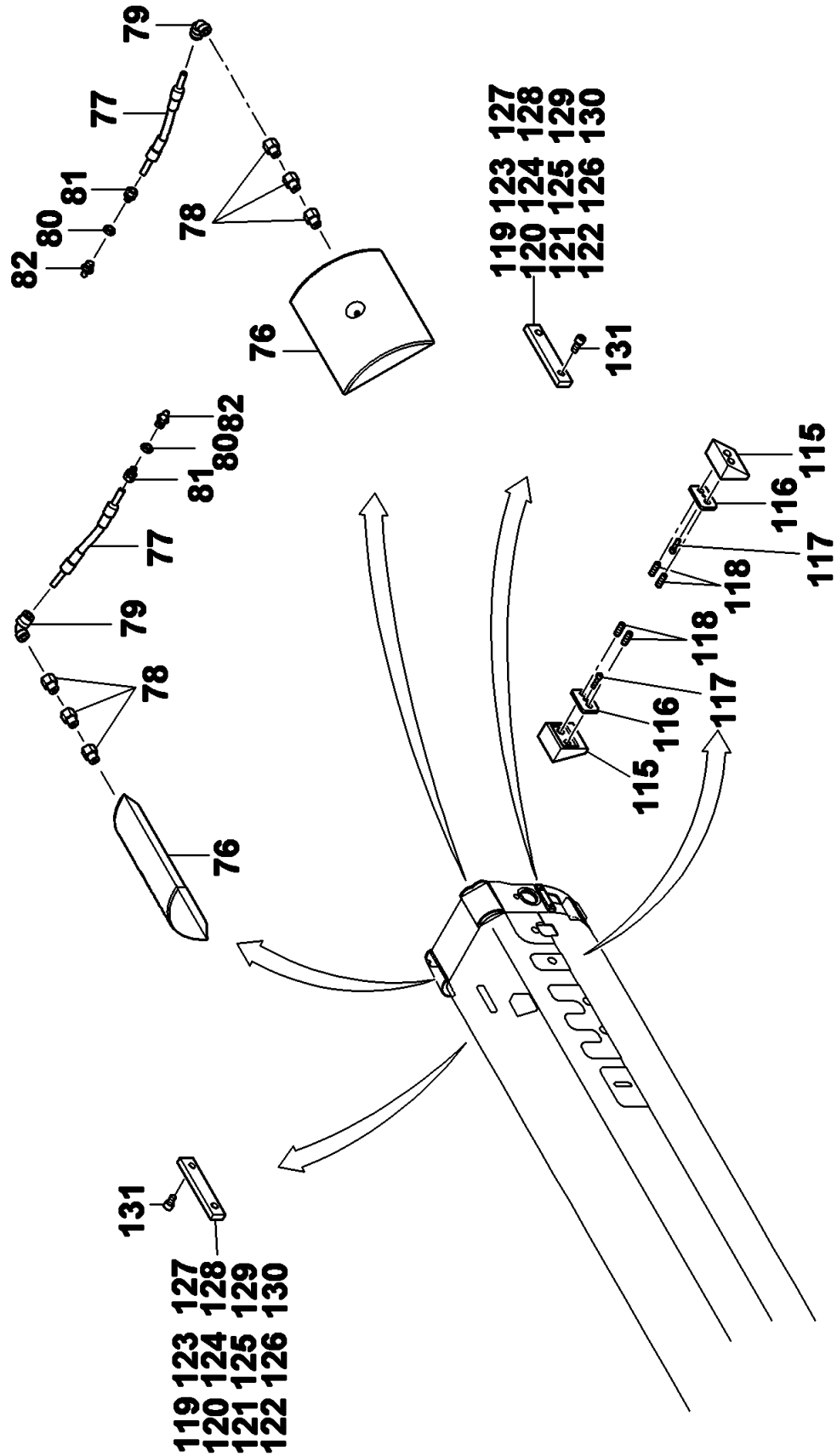
Manitowoc Cranes

Description
LUBRICANT HOSE

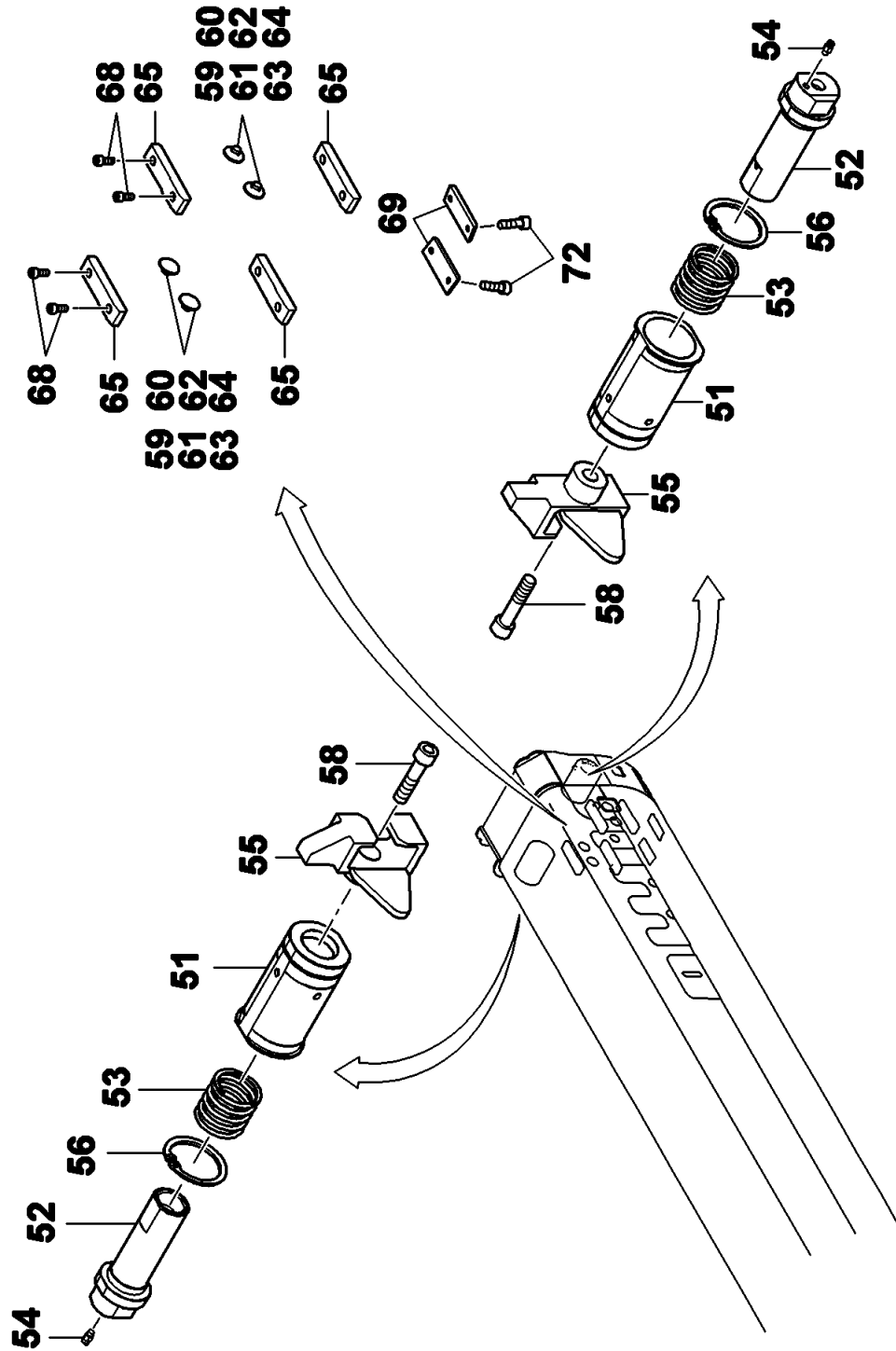
Assembly No.
03120912
Revision: #

Item	FN	Part	Qty	Description
2		03041087	2	Socket 432-23787-1 LINCOLN
3		02257479	0	HOSE HIGH PSI 504-36033-3 8,6
4		01682055	1	Nozzle 432-22488-2 POS. 246 L
5		00117506	1	Cutting ring WALTERSCHEID S 6
6		00437819	1	UNION NUT AL 6 St ISO 8434-1

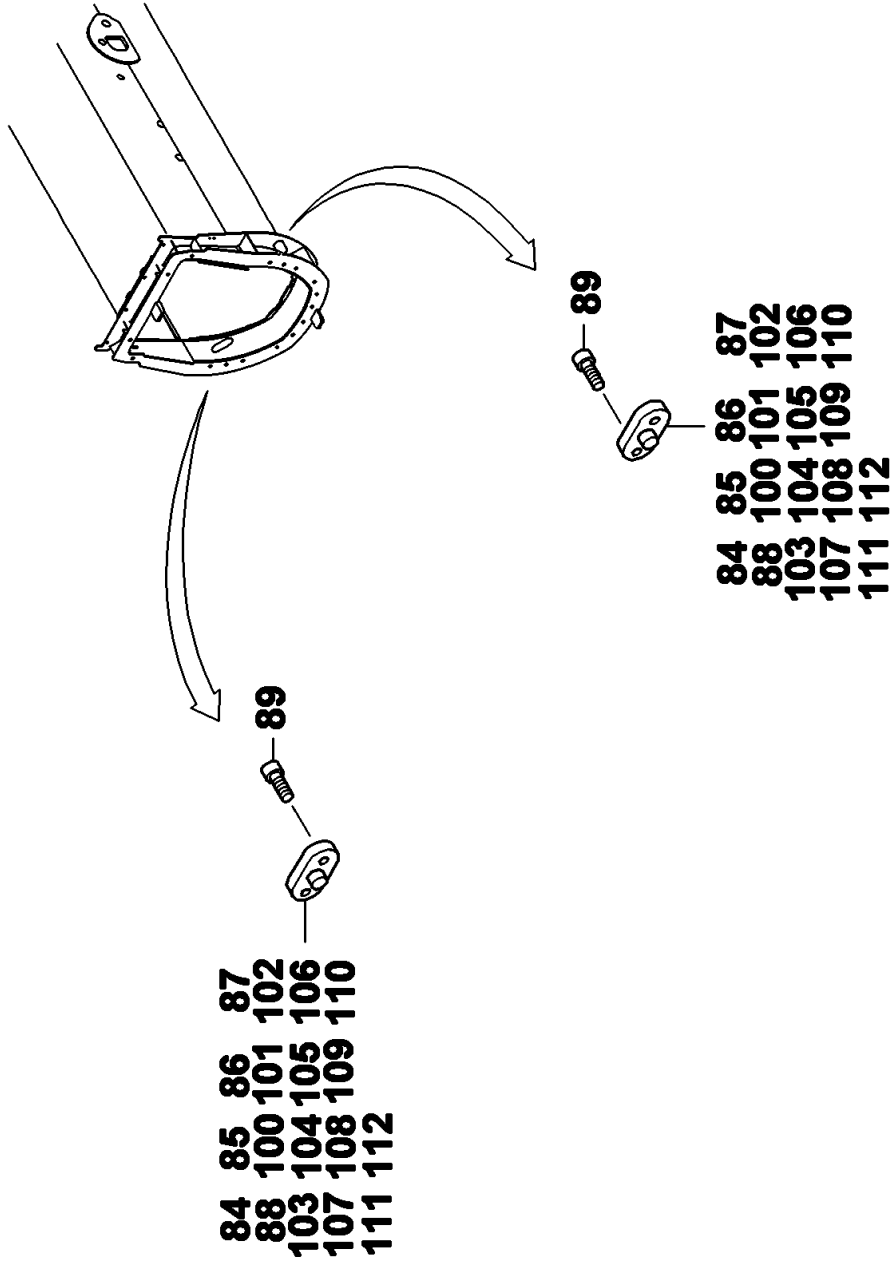
Manitowoc Cranes



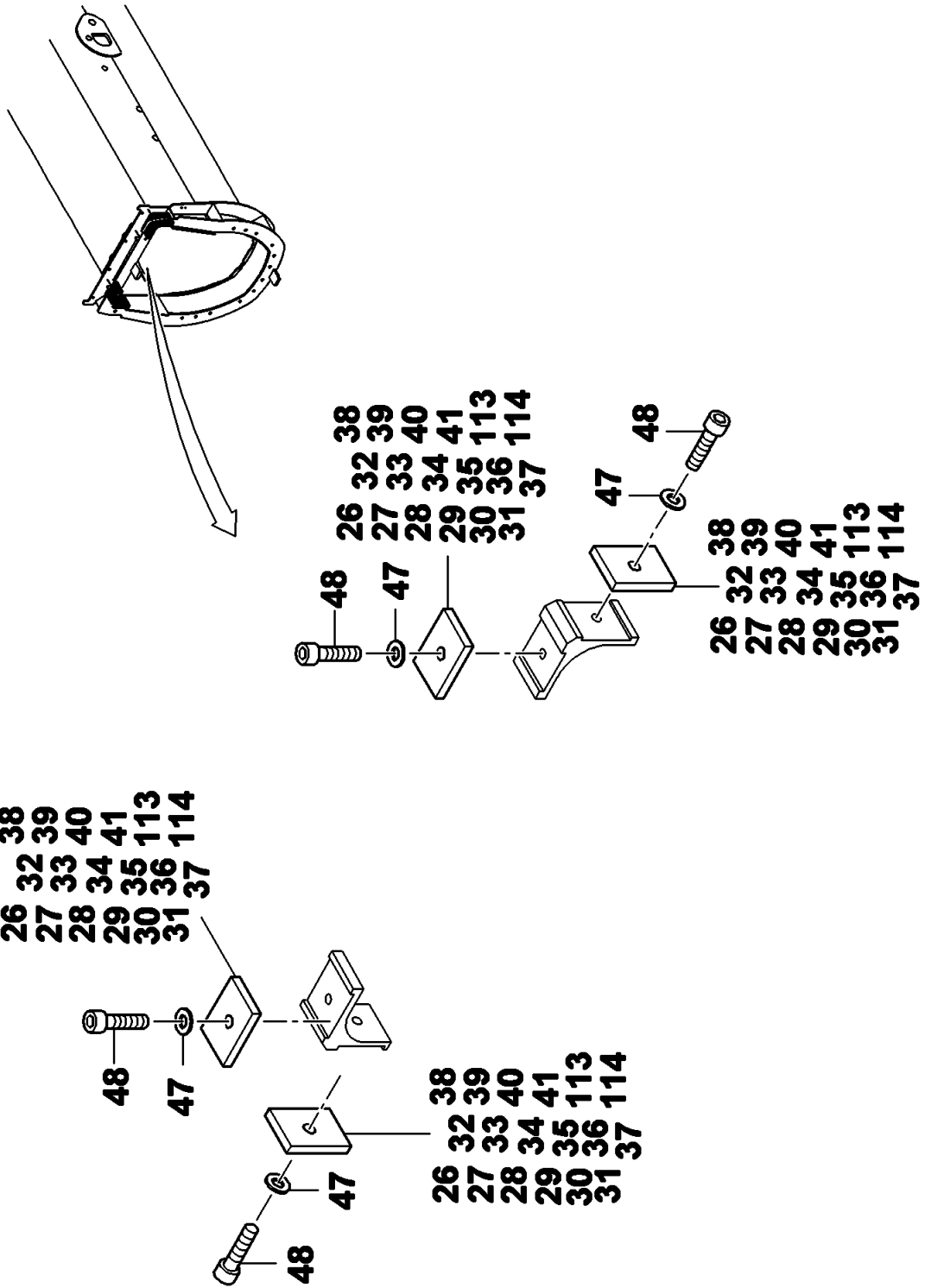
Manitowoc Cranes



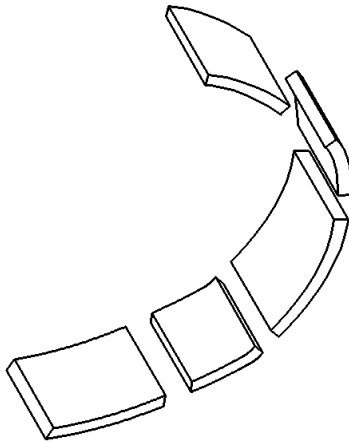
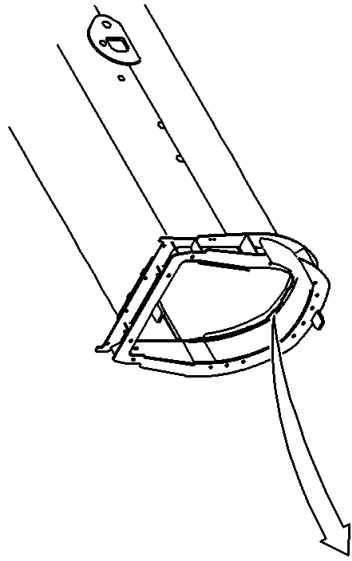
Manitowoc Cranes



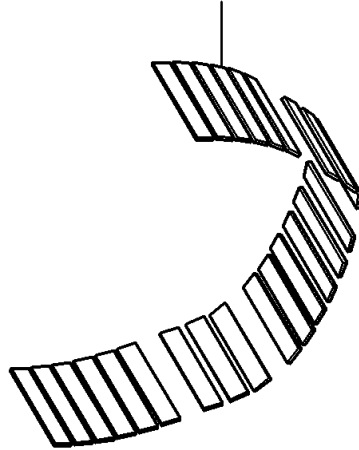
Manitowoc Cranes



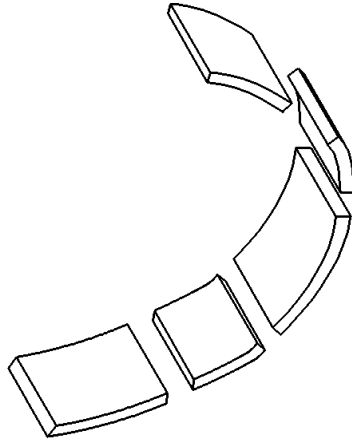
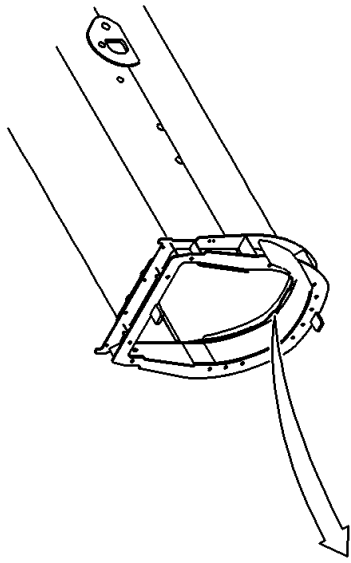
Manitowoc Cranes



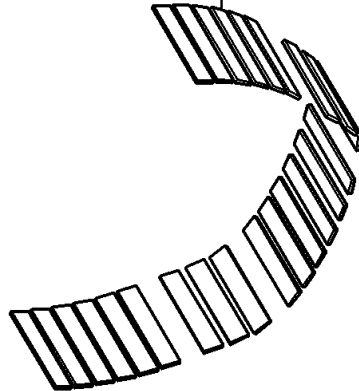
- 146
- 140 147
- 141 148
- 142 149
- 143 150
- 144 151
- 134
- 135
- 136
- 137
- 138
- 139



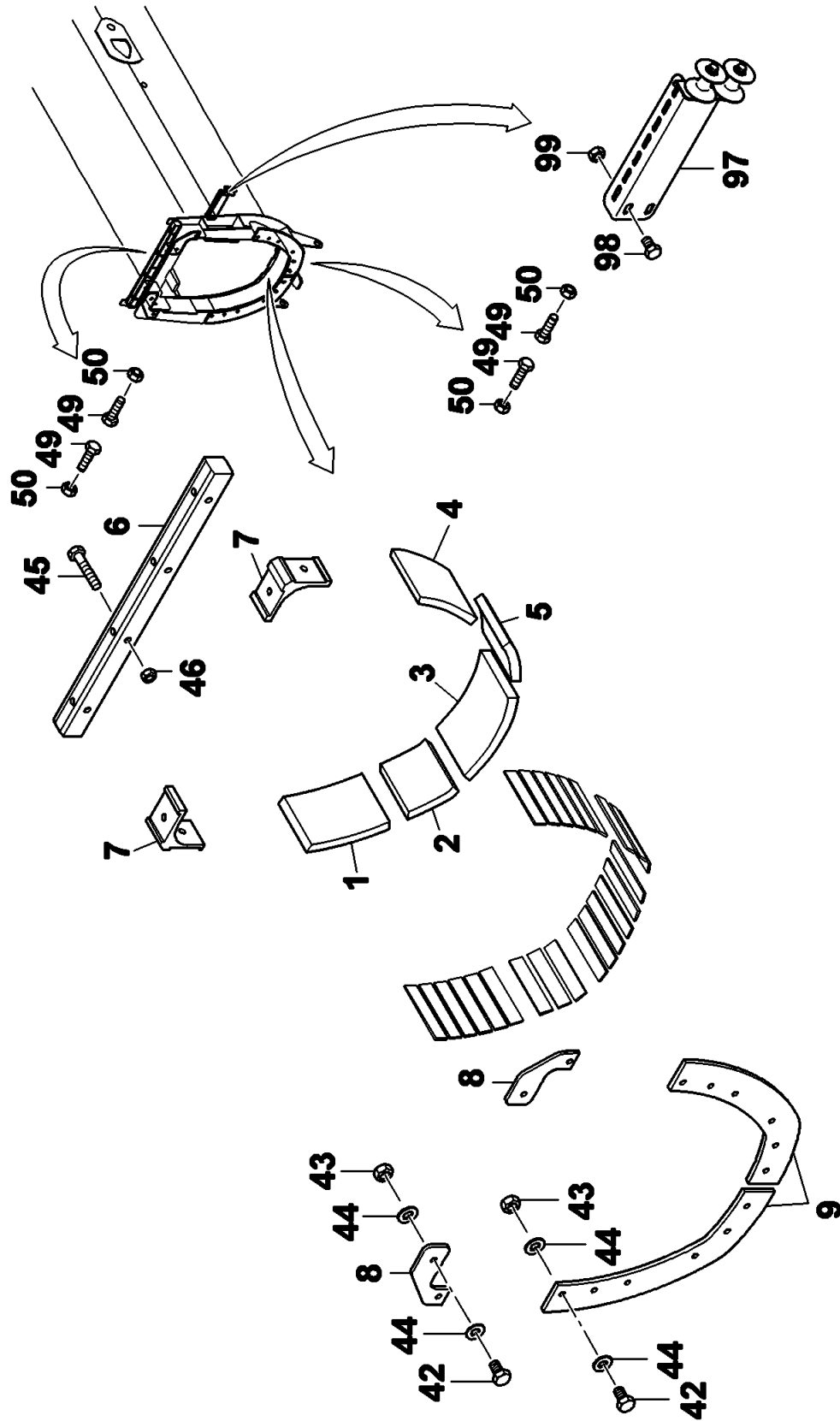
Manitowoc Cranes



10 11 12 13
14 15 16 17
18 19 20 21
22 23 24 25



Manitowoc Cranes



Manitowoc Cranes

Description

MOUNTING PARTS TELESCOPIC SECTION 3

Assembly No.

03130063

Revision: **C**

Item	FN	Part	Qty	Description
1		03130388	0	Slider 1 G-No.3006000-4 (USE AS REQUIRED)
2		03145496	0	Slider 2 G-No.3006000-4 (USE AS REQUIRED)
3		03092226	0	Slider 3 G-No.3006000-4 (USE AS REQUIRED)
4		03130389	0	Slider 4 G-No.3006000-4 (USE AS REQUIRED)
5		03145497	0	Slider 5 G-No.3006000-4 (USE AS REQUIRED)
6		03092375	0	Protection strip G-Nr.3006000- (USE AS REQUIRED)
7		03092376	0	Slider G-No.3006000-4 (USE AS REQUIRED)
8		03092302	2	Bar S960 QL
9		03092303	2	Bar S960 QL
10		03093984	0	Strip t=10 G-Nr.3006000-4 (USE AS REQUIRED)
11		03093985	0	Strip t=11 G-Nr.3006000-4 (USE AS REQUIRED)
12		03093986	0	Strip t=12 G-Nr.3006000-4 (USE AS REQUIRED)
13		03093987	10	Strip t=13 G-Nr.3006000-4
14		03093988	0	Strip t=14 G-Nr.3006000-4 (USE AS REQUIRED)
15		03093989	0	Strip t=15 G-Nr.3006000-4 (USE AS REQUIRED)
16		03093990	0	Strip t=16 G-Nr.3006000-4 (USE AS REQUIRED)
17		03093991	0	Strip t=17 G-Nr.3006000-4 (USE AS REQUIRED)
18		03093992	10	Strip t=18 G-Nr.3006000-4
19		03093993	0	Strip t=19 G-Nr.3006000-4 (USE AS REQUIRED)
20		03093994	0	Strip t=20 G-Nr.3006000-4 (USE AS REQUIRED)
21		03093995	0	Strip t=21 G-Nr.3006000-4 (USE AS REQUIRED)
22		03093996	0	Strip t=22 G-Nr.3006000-4 (USE AS REQUIRED)

Manitowoc Cranes

Description

MOUNTING PARTS TELESCOPIC SECTION 3

Assembly No.

03130063

Revision: **C**

Item	FN	Part	Qty	Description
23		03093997	0	Strip t=23 G-Nr.3006000-4 (USE AS REQUIRED)
24		03093998	0	Strip t=24 G-Nr.3006000-4 (USE AS REQUIRED)
25		03093999	0	Strip t=25 G-Nr.3006000-4 (USE AS REQUIRED)
26		03094020	0	Filling piece t=10 G-Nr.300600 (USE AS REQUIRED)
27		03094021	0	Filling piece t=11 G-Nr.300600 (USE AS REQUIRED)
28		03094022	0	Filling piece t=12 G-Nr.300600 (USE AS REQUIRED)
29		03094023	0	Filling piece t=13 G-Nr.300600 (USE AS REQUIRED)
30		03094024	0	Filling piece t=14 G-Nr.300600 (USE AS REQUIRED)
31		03094025	2	Filling piece t=15 G-Nr.300600
32		03094026	0	Filling piece t=16 G-Nr.300600 (USE AS REQUIRED)
33		03094027	0	Filling piece t=17 G-Nr.300600 (USE AS REQUIRED)
34		03094028	2	Filling piece t=18 G-Nr.300600
35		03094029	0	Filling piece t=19 G-Nr.300600 (USE AS REQUIRED)
36		03094030	0	Filling piece t=20 G-Nr.300600 (USE AS REQUIRED)
37		03094031	0	Filling piece t=21 G-Nr.300600 (USE AS REQUIRED)
38		03094032	0	Filling piece t=22 G-Nr.300600 (USE AS REQUIRED)
39		03094033	0	Filling piece t=23 G-Nr.300600 (USE AS REQUIRED)
40		03094034	0	Filling piece t=24 G-Nr.300600 (USE AS REQUIRED)
41		03094035	0	Filling piece t=25 G-Nr.300600 (USE AS REQUIRED)
42		00437203	16	HEX HEAD SCREW
43		00437645	16	HEXAGON NUT
44		00437530	32	F WASHER 16 140HV-A3C ISO 7090

Manitowoc Cranes

Description

MOUNTING PARTS TELESCOPIC SECTION 3

Assembly No.

03130063

Revision: **C**

Item	FN	Part	Qty	Description
45		01147382	4	CAP SCREW M12X80 -8.8
46		00437644	4	HEX NUT M12 8-A3C ISO 4032
47		00437529	12	WASHER, 12 FLAT
48		00106068	4	SHCS M12X50
49		00437214	4	HEX HEAD SCREW
50		00437647	4	HEX NUT M20 8-A3C ISO 4032
51		03091456	2	Guide tube 30CrNiMo8 V
52		03091461	2	Locking pin 30CrNiMo8 V
53		02318956	2	SPRING, PRESSURE
54		00209834	2	LUBRICATING NIPPLE
55		03057070	2	LINK, CONNECTING
56		01207518	2	RING, RETAINING
58		00106096	2	CAP SCREW M20X70
59		03004192	4	GUIDE PILOT - 8MM
60		03055172	0	GUIDE PILOT - 9MM (USE AS REQUIRED)
61		03055173	0	GUIDE PILOT - 10MM (USE AS REQUIRED)
62		03055101	0	GUIDE PILOT - 7MM (USE AS REQUIRED)
63		03055102	0	GUIDE PILOT - 6MM (USE AS REQUIRED)
64		03055103	0	GUIDE PILOT - 5MM (USE AS REQUIRED)
65		03054934	4	SLIDER
66		02318985	4	FILE PLATE
67		02318986	4	FILL PLATE
68		01146947	8	SHCS M12x35 8.8-A3C ISO 4762
69		03012469	2	SLIDER
70		03055560	2	FILL PLATE - 1MM
71		03055504	2	FILL PLATE T=2
72		00100791	4	SOCKET-HEAD SCREW
76		03092310	2	Slider G-No.3006000-4
77		03098519	2	LUBRICANT HOSE L=230
78		02251403	4	ADAPTER
79		02311780	2	ANGLE PIPE UNION

Manitowoc Cranes

Description

MOUNTING PARTS TELESCOPIC SECTION 3

Assembly No.

03130063

Revision: **C**

Item	FN	Part	Qty	Description
80		03320927	2	NUT, THIN
81		03320928	2	PIPE UNION, M12X1
82		00433858	2	NIPPLE, LUBRICATING
84		03094018	0	Filling piece t=8 G-Nr.3006000 (USE AS REQUIRED)
85		03094019	0	Filling piece t=9 G-Nr.3006000 (USE AS REQUIRED)
86		03094036	0	Strip t=8 G-Nr.3006000-4 (USE AS REQUIRED)
87		03094037	0	Strip t=9 G-Nr.3006000-4 (USE AS REQUIRED)
88		03094054	2	PLATE
89		03094055	0	Plate T=15 L=27 S690 QL (USE AS REQUIRED)
90		03094056	0	Plate T=18 L=30 S690 QL (USE AS REQUIRED)
91		03094057	0	Plate T=22 L=34 S690 QL (USE AS REQUIRED)
92		03094058	0	PLATE (USE AS REQUIRED)
93		03325228	4	SOCKET-HEAD SCREW M12X16
94		03055191	1	Pin St50 K
95		01370278	9	ROLLER
96		00028199	2	RING, SNAP
97		03108786	1	ROLLER HOLDER
98		00027071	2	HHCS M8X20 8.8-A2C ISO 4017
99		00437642	2	Hex Nut M8 8-A2C ISO 4032
100		03103080	0	PLATE (USE AS REQUIRED)
101		03103081	0	Plate T=14 L=26 S690 QL (USE AS REQUIRED)
102		03103082	0	Plate T=16 L=28 S690 QL (USE AS REQUIRED)
103		03103083	0	Plate T=17 L=29 S690 QL (USE AS REQUIRED)
104		03103084	0	Plate T=19 L=31 S690 QL (USE AS REQUIRED)
105		03103085	0	Plate T=20 L=32 S690 QL (USE AS REQUIRED)

Manitowoc Cranes

Description

MOUNTING PARTS TELESCOPIC SECTION 3

Assembly No.

03130063

Revision: **C**

Item	FN	Part	Qty	Description
106		03103086	0	Plate T=21 L=33 S690 QL (USE AS REQUIRED)
107		03103087	0	Plate T=23 L=35 S690 QL (USE AS REQUIRED)
108		03103088	0	Plate T=24 L=36 S690 QL (USE AS REQUIRED)
109		03113826	0	Plate T=8; L=20 S690 QL (USE AS REQUIRED)
110		03113827	0	Plate T=9 L=21 S690 QL (USE AS REQUIRED)
111		03113828	0	Plate T=10 L=22 S690 QL (USE AS REQUIRED)
112		03113829	0	PLATE (USE AS REQUIRED)
113		03130374	2	Slider Sustaglide
114		03125407	2	Plate S355J2G3
115		00100782	2	SOCKET HEAD SCREW M8X35
116		02250017	4	SET SCREW M20X60
117		03125535	0	Slider t=16 Sustaglide (USE AS REQUIRED)
118		03125534	0	Slider t=17 Sustaglide (USE AS REQUIRED)
119		03125533	0	Slider t=18 Sustaglide (USE AS REQUIRED)
120		03125532	0	Slider t=19 Sustaglide (USE AS REQUIRED)
121		03125531	0	Slider t=20 Sustaglide (USE AS REQUIRED)
122		03125513	0	SLIDER (USE AS REQUIRED)
123		03125514	2	Slider t=22 Sustaglide
124		03125515	0	Slider t=23 Sustaglide (USE AS REQUIRED)
125		03125516	0	Slider t=24 Sustaglide (USE AS REQUIRED)
126		03125517	0	Slider t=25 Sustaglide (USE AS REQUIRED)
127		03125518	0	Slider t=26 Sustaglide (USE AS REQUIRED)

Manitowoc Cranes

Description

MOUNTING PARTS TELESCOPIC SECTION 3

Assembly No.

03130063

Revision: **C**

Item	FN	Part	Qty	Description
128		03125519	0	Slider t=27 Sustaglide (USE AS REQUIRED)
129		00100794	4	Socket-head screw M12x40 8.8-A
130		01146639	4	HHCS M12X55
131		03130393	4	PLATE
132		03134113	0	Strip t=8 G-Nr.3006000-4 (USE AS REQUIRED)
133		03134114	0	Strip t=9 G-Nr.3006000-4 (USE AS REQUIRED)
134		03134115	0	Strip t=10 G-Nr.3006000-4 (USE AS REQUIRED)
135		03134116	0	Strip t=11 G-Nr.3006000-4 (USE AS REQUIRED)
136		03134117	0	Strip t=12 G-Nr.3006000-4 (USE AS REQUIRED)
137		03134118	4	Strip t=13 G-Nr.3006000-4
138		03134119	0	Strip t=14 G-Nr.3006000-4 (USE AS REQUIRED)
139		03134120	0	Strip t=15 G-Nr.3006000-4 (USE AS REQUIRED)
140		03134121	0	Strip t=16 G-Nr.3006000-4 (USE AS REQUIRED)
141		03134122	0	Strip t=17 G-Nr.3006000-4 (USE AS REQUIRED)
142		03134123	0	Strip t=18 G-Nr.3006000-4 (USE AS REQUIRED)
143		03134124	0	Strip t=19 G-Nr.3006000-4 (USE AS REQUIRED)
144		03134125	0	Strip t=20 G-Nr.3006000-4 (USE AS REQUIRED)
145		03134126	0	Strip t=21 G-Nr.3006000-4 (USE AS REQUIRED)
146		03134127	0	Strip t=22 G-Nr.3006000-4 (USE AS REQUIRED)
147		03134128	0	Strip t=23 G-Nr.3006000-4 (USE AS REQUIRED)
148		03134129	0	Strip t=24 G-Nr.3006000-4 (USE AS REQUIRED)
149		03134130	0	Strip t=25 G-Nr.3006000-4 (USE AS REQUIRED)

Manitowoc Cranes

Description

MOUNTING PARTS TELESCOPIC SECTION 3

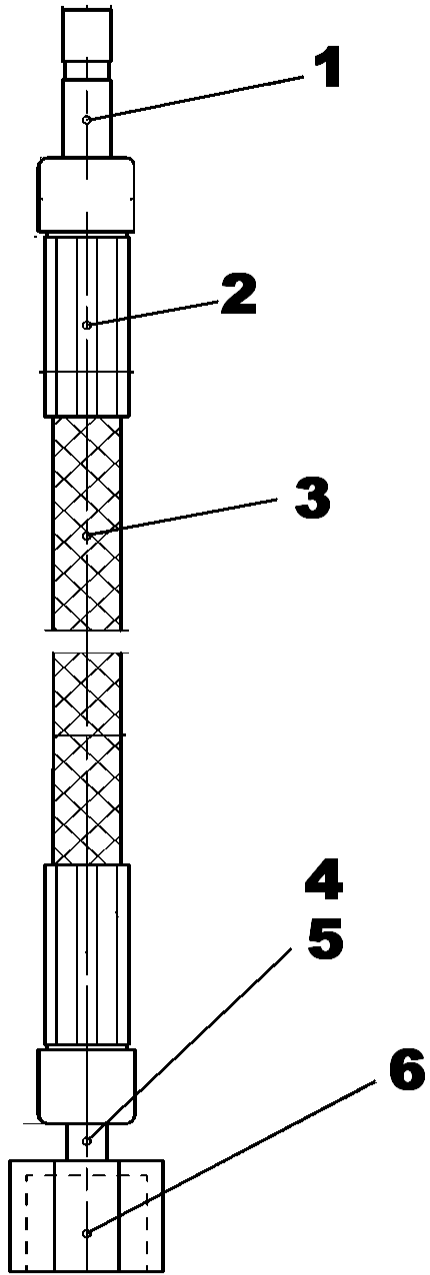
Assembly No.

03130063

Revision: **C**

Item	FN	Part	Qty	Description
150		00437745	4	Hex L Nut M12 8-A3C ISO 7040

Manitowoc Cranes



Manitowoc Cranes

Description

LUBRICANT HOSE L=230

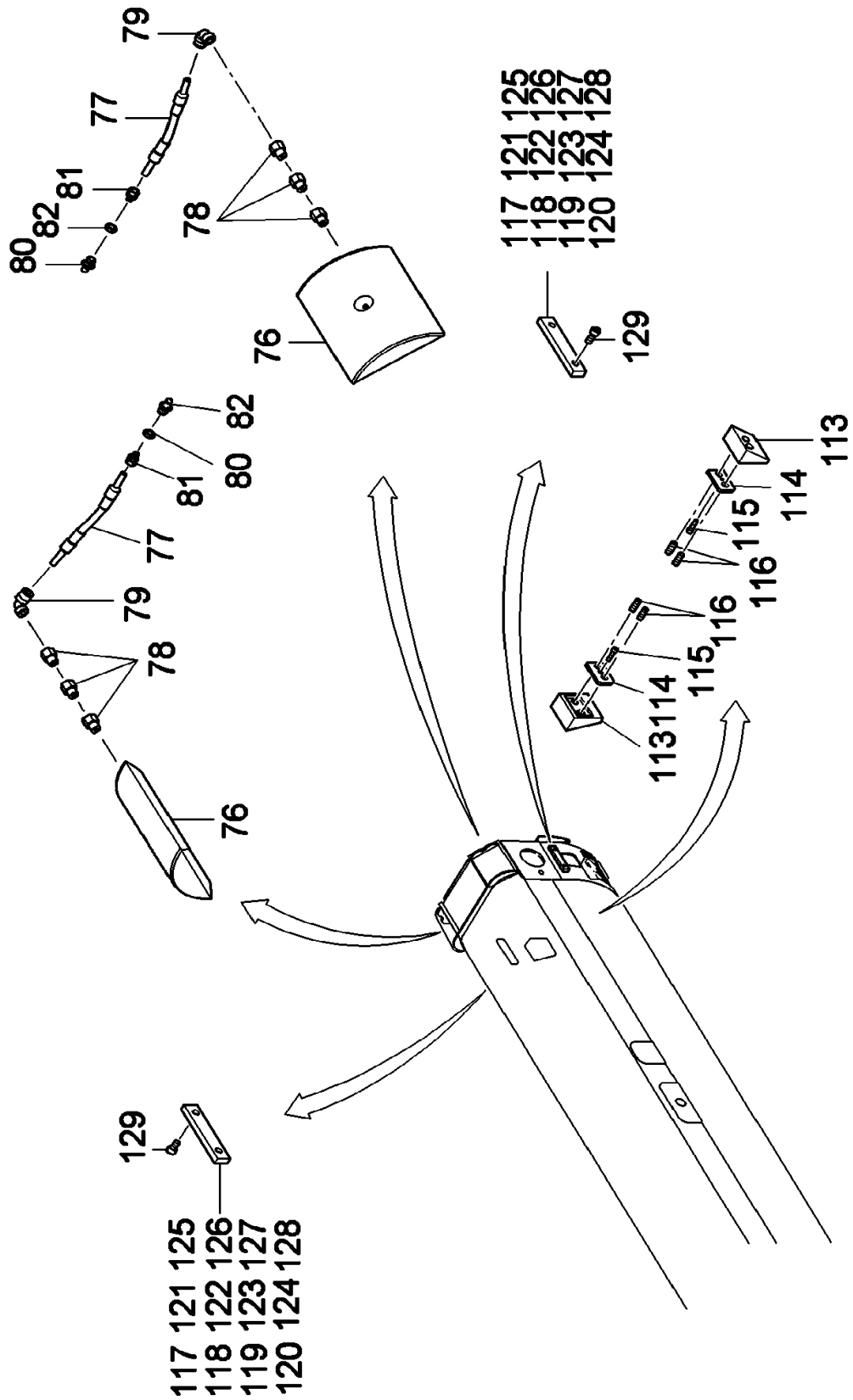
Assembly No.

03098519

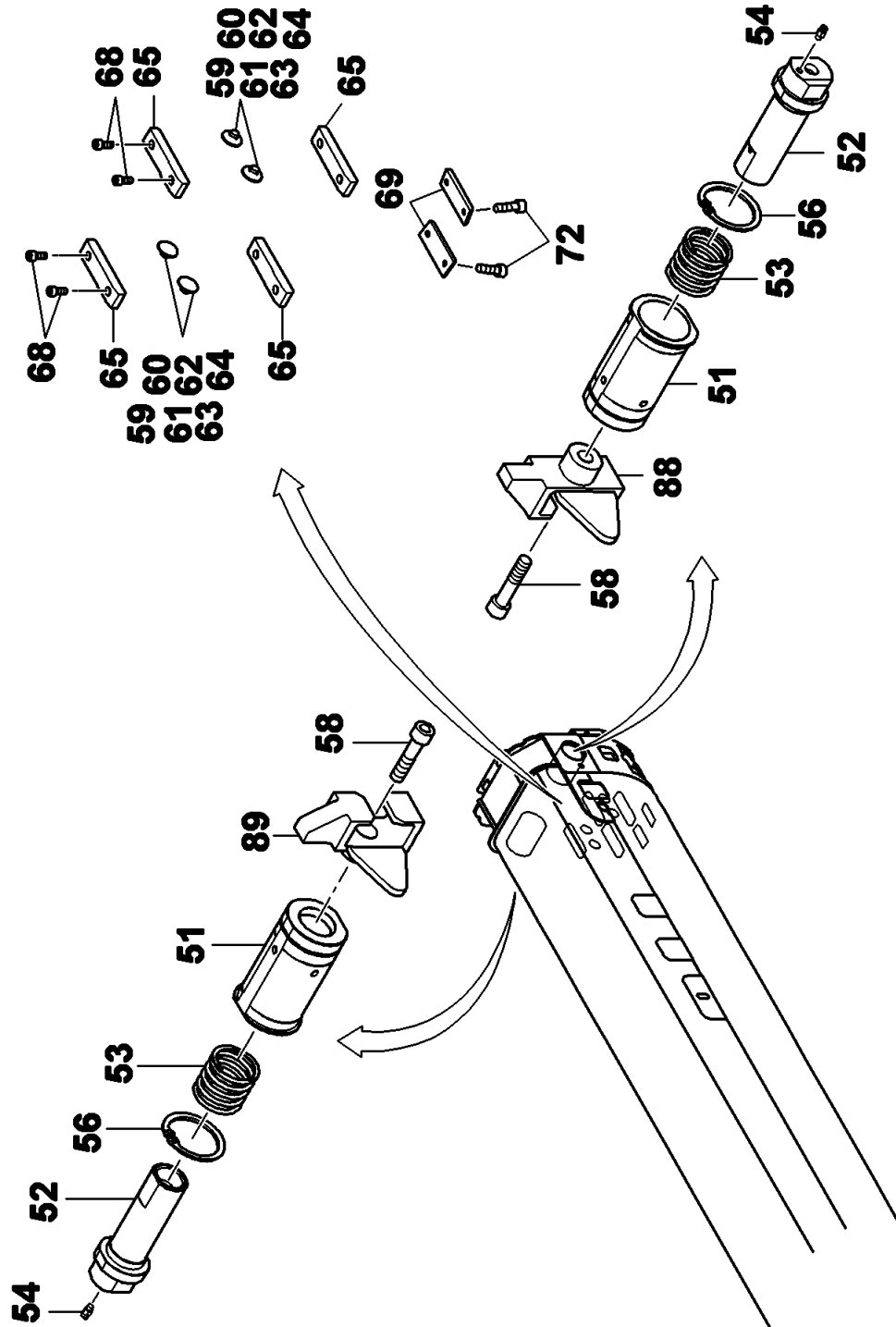
Revision: **A**

Item	FN	Part	Qty	Description
1		03041086	1	Nozzle 432-23781-1 LINCOLN
2		03041087	2	Socket 432-23787-1 LINCOLN
3		02257479	0	HOSE HIGH PSI 504-36033-3 8,6
4		01682055	1	Nozzle 432-22488-2 POS. 246 L
5		00117506	1	Cutting ring WALTERSCHEID S 6
6		00437819	1	UNION NUT AL 6 St ISO 8434-1

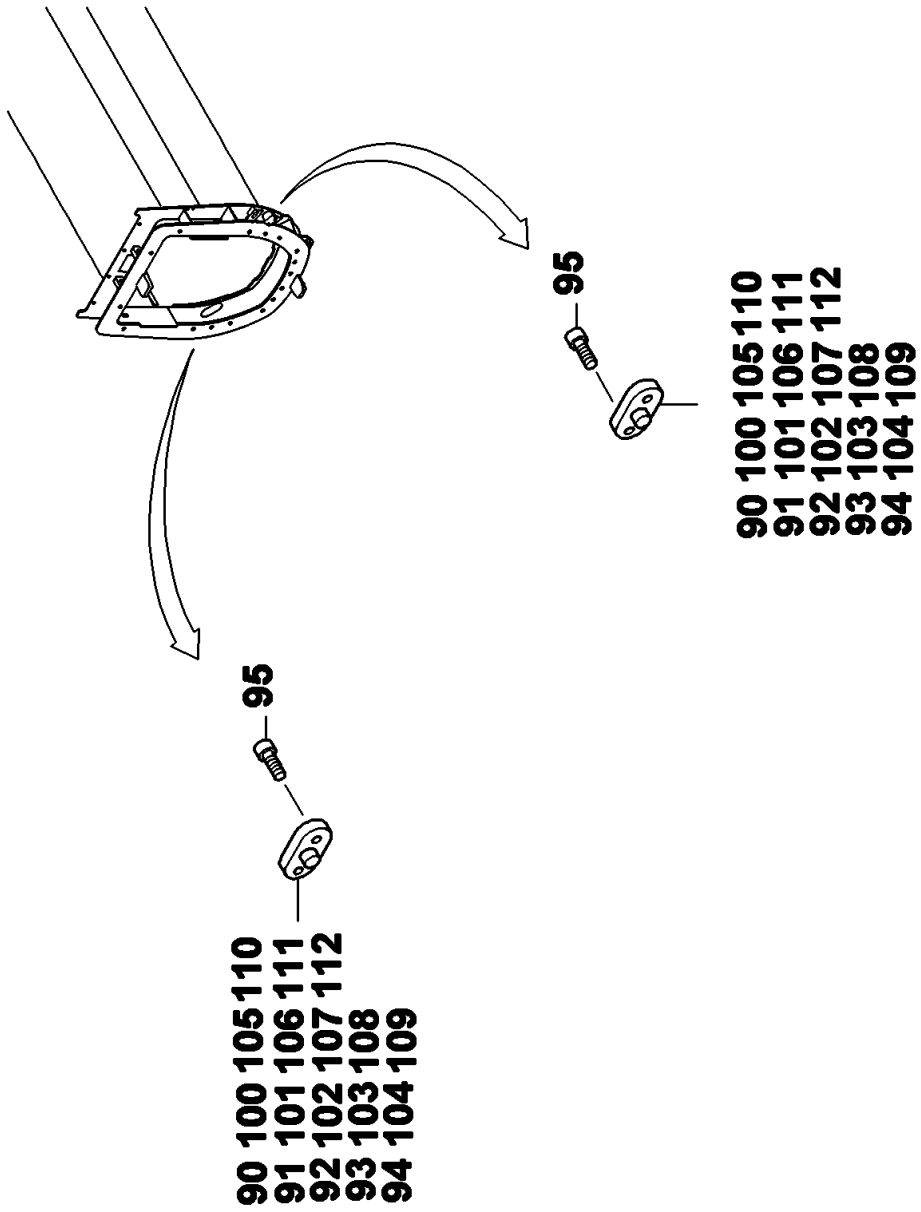
Manitowoc Cranes



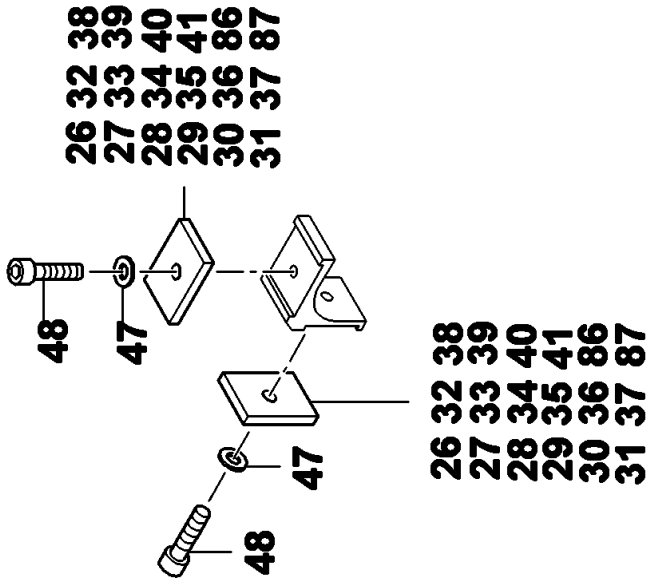
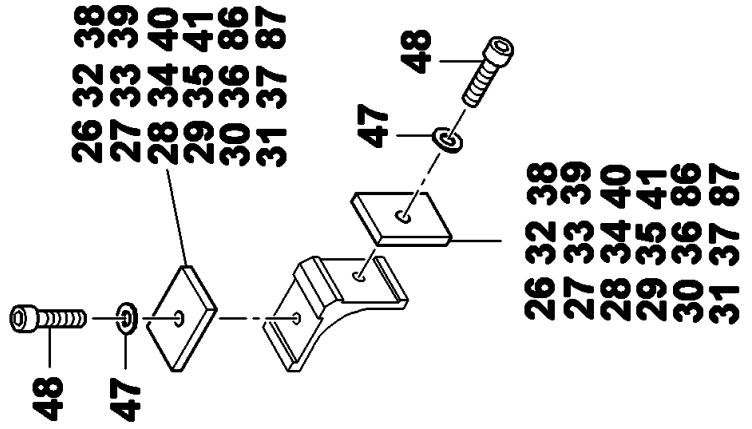
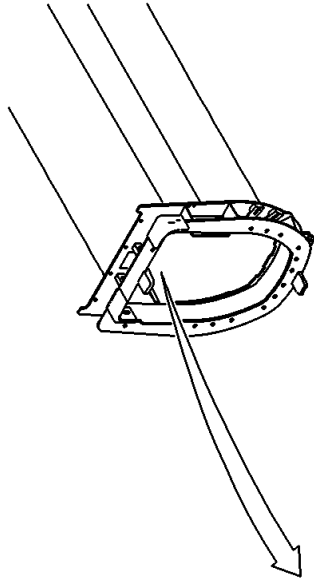
Manitowoc Cranes



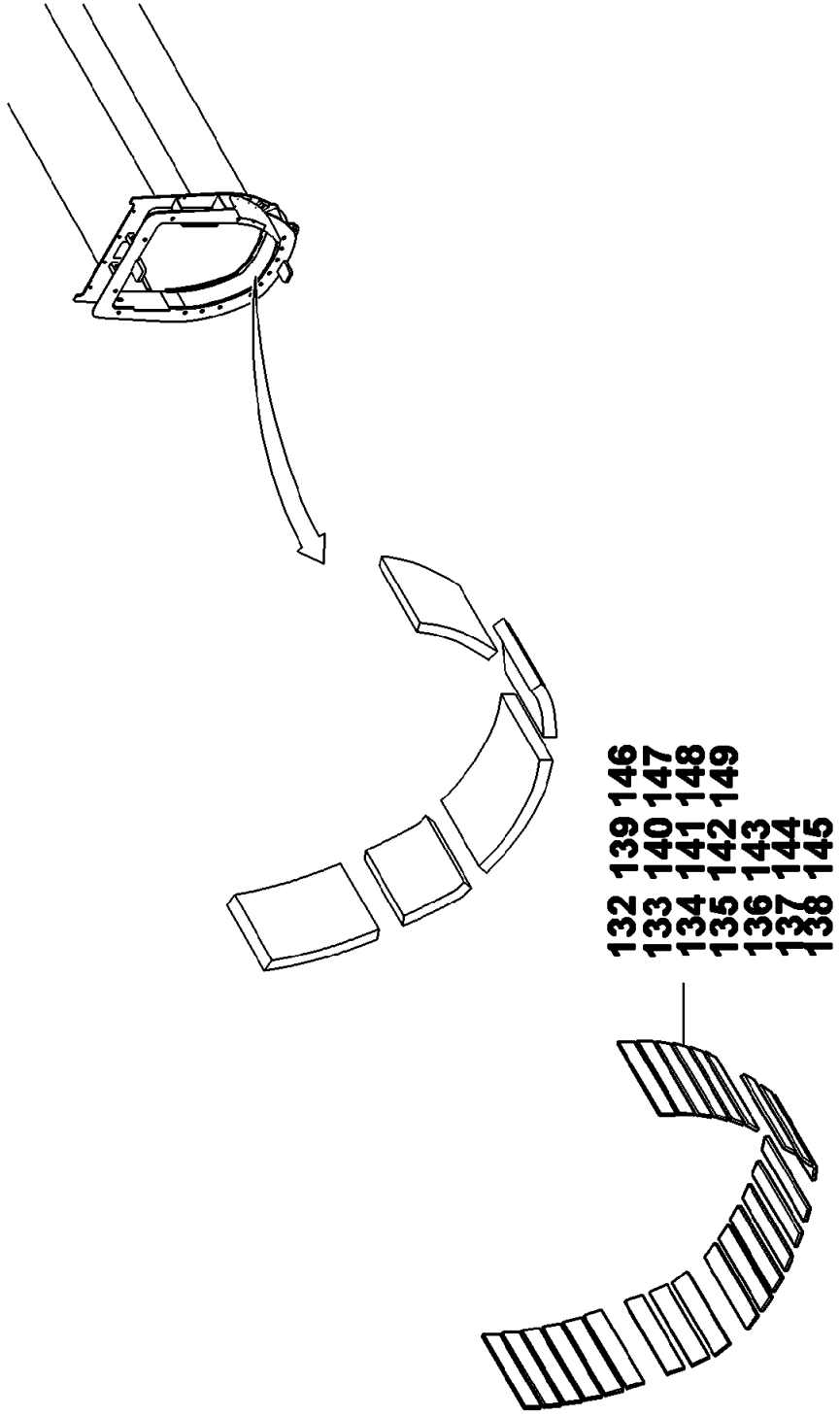
Manitowoc Cranes



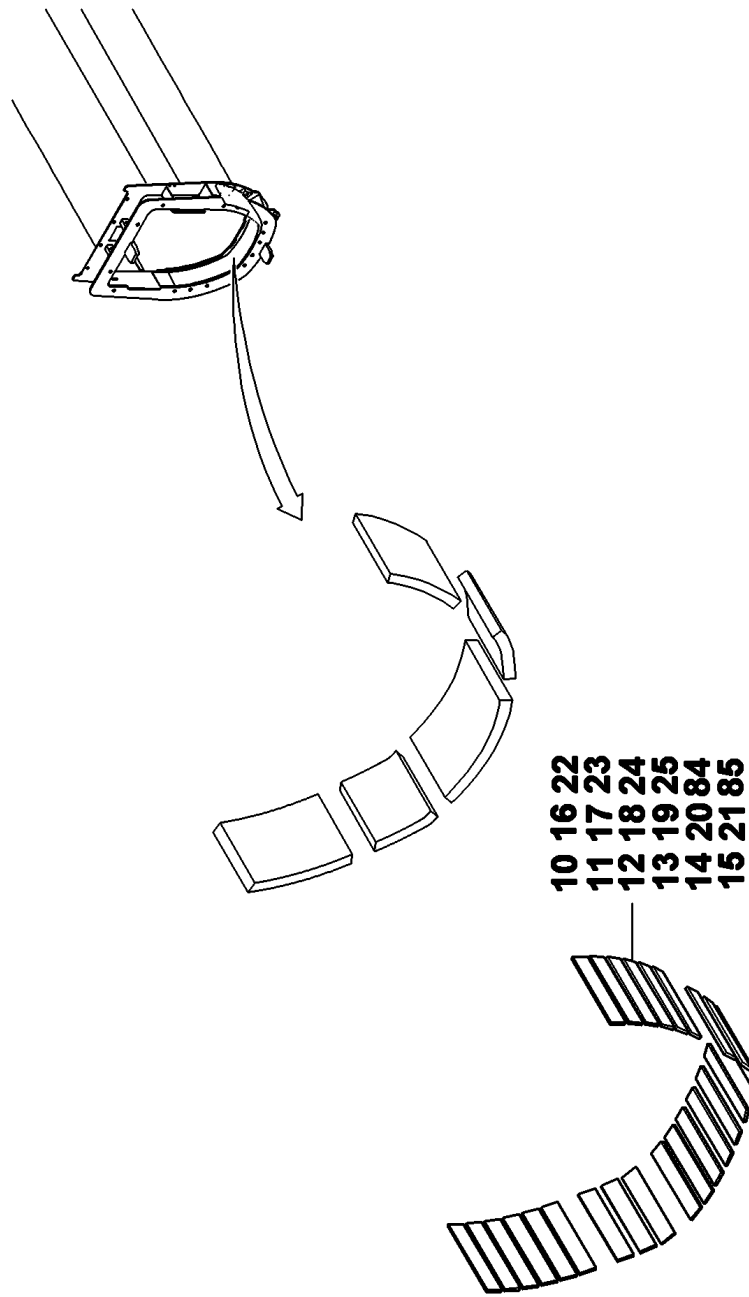
Manitowoc Cranes



Manitowoc Cranes



Manitowoc Cranes



Manitowoc Cranes

Description

MOUNTING PARTS TELESCOPIC SECTION 4

Assembly No.

03130064

Revision: **D**

Item	FN	Part	Qty	Description
1		03130390	0	Slider 1 G-No.3006000-4 (USE AS REQUIRED)
2		03145498	0	Slider 2 G-No.3006000-4 (USE AS REQUIRED)
3		03092232	0	Slider 3 G-No.3006000-4 (USE AS REQUIRED)
4		03130391	0	Slider 4 G-No.3006000-4 (USE AS REQUIRED)
5		03145499	0	Slider 5 G-No.3006000-4 (USE AS REQUIRED)
6		03092377	0	Protection strip G-Nr.3006000- (USE AS REQUIRED)
7		03092376	0	Slider G-No.3006000-4 (USE AS REQUIRED)
8		03092302	2	Bar S960 QL
9		03092305	2	Bar S960 QL
10		03094000	0	Strip t=10 G-Nr.3006000-4 (USE AS REQUIRED)
11		03094001	0	Strip t=11 G-Nr.3006000-4 (USE AS REQUIRED)
12		03094002	0	Strip t=12 G-Nr.3006000-4 (USE AS REQUIRED)
13		03094003	10	Strip t=13 G-Nr.3006000-4
14		03094004	0	Strip t=14 G-Nr.3006000-4 (USE AS REQUIRED)
15		03094005	0	Strip t=15 G-Nr.3006000-4 (USE AS REQUIRED)
16		03094006	0	Strip t=16 G-Nr.3006000-4 (USE AS REQUIRED)
17		03094007	0	Strip t=17 G-Nr.3006000-4 (USE AS REQUIRED)
18		03094008	9	Strip t=18 G-Nr.3006000-4
19		03094009	0	Strip t=19 G-Nr.3006000-4 (USE AS REQUIRED)
20		03094010	0	Strip t=20 G-Nr.3006000-4 (USE AS REQUIRED)
21		03094011	0	Strip t=21 G-Nr.3006000-4 (USE AS REQUIRED)
22		03094012	0	Strip t=22 G-Nr.3006000-4 (USE AS REQUIRED)

Manitowoc Cranes

Description

MOUNTING PARTS TELESCOPIC SECTION 4

Assembly No.

03130064

Revision: **D**

Item	FN	Part	Qty	Description
23		03094013	0	Strip t=23 G-Nr.3006000-4 (USE AS REQUIRED)
24		03094014	0	Strip t=24 G-Nr.3006000-4 (USE AS REQUIRED)
25		03094015	0	STRIP (USE AS REQUIRED)
26		03094020	0	Filling piece t=10 G-Nr.300600 (USE AS REQUIRED)
27		03094021	0	Filling piece t=11 G-Nr.300600 (USE AS REQUIRED)
28		03094022	0	Filling piece t=12 G-Nr.300600 (USE AS REQUIRED)
29		03094023	0	Filling piece t=13 G-Nr.300600 (USE AS REQUIRED)
30		03094024	0	Filling piece t=14 G-Nr.300600 (USE AS REQUIRED)
31		03094025	2	Filling piece t=15 G-Nr.300600
32		03094026	0	Filling piece t=16 G-Nr.300600 (USE AS REQUIRED)
33		03094027	0	Filling piece t=17 G-Nr.300600 (USE AS REQUIRED)
34		03094028	2	Filling piece t=18 G-Nr.300600
35		03094029	0	Filling piece t=19 G-Nr.300600 (USE AS REQUIRED)
36		03094030	0	Filling piece t=20 G-Nr.300600 (USE AS REQUIRED)
37		03094031	0	Filling piece t=21 G-Nr.300600 (USE AS REQUIRED)
38		03094032	0	Filling piece t=22 G-Nr.300600 (USE AS REQUIRED)
39		03094033	0	Filling piece t=23 G-Nr.300600 (USE AS REQUIRED)
40		03094034	0	Filling piece t=24 G-Nr.300600 (USE AS REQUIRED)
41		03094035	0	Filling piece t=25 G-Nr.300600 (USE AS REQUIRED)
42		00437203	16	HEX HEAD SCREW
43		00437645	16	HEXAGON NUT
44		00437530	32	F WASHER 16 140HV-A3C ISO 7090

Manitowoc Cranes

Description

MOUNTING PARTS TELESCOPIC SECTION 4

Assembly No.

03130064

Revision: **D**

Item	FN	Part	Qty	Description
45		01147382	4	CAP SCREW M12X80 -8.8
46		00437644	4	HEX NUT M12 8-A3C ISO 4032
47		00437529	12	WASHER, 12 FLAT
48		00106068	2	SHCS M12X50
49		00437214	4	HEX HEAD SCREW
50		00437647	4	HEX NUT M20 8-A3C ISO 4032
51		03091457	2	Guide tube 30CrNiMo8 V
52		03091462	2	Locking pin 30CrNiMo8 V
53		02318956	2	SPRING, PRESSURE
54		00209834	2	LUBRICATING NIPPLE
56		01207518	2	RING, RETAINING
58		00106096	2	CAP SCREW M20X70
59		03004192	4	GUIDE PILOT - 8MM
60		03055172	0	GUIDE PILOT - 9MM (USE AS REQUIRED)
61		03055173	0	GUIDE PILOT - 10MM (USE AS REQUIRED)
62		03055101	0	GUIDE PILOT - 7MM (USE AS REQUIRED)
63		03055102	0	GUIDE PILOT - 6MM (USE AS REQUIRED)
64		03055103	0	GUIDE PILOT - 5MM (USE AS REQUIRED)
65		03054934	4	SLIDER
66		02318985	4	FILE PLATE
67		02318986	4	FILL PLATE
68		01146947	8	SHCS M12x35 8.8-A3C ISO 4762
69		03012469	2	SLIDER
70		03055560	2	FILL PLATE - 1MM
71		03055504	2	FILL PLATE T=2
72		00100791	4	SOCKET-HEAD SCREW
76		03092312	2	Slider G-No.3006000-4
77		03120914	2	LUBRICANT HOSE L=195
78		02251403	6	ADAPTER
79		02311780	2	ANGLE PIPE UNION
80		03320927	2	NUT, THIN

Manitowoc Cranes

Description

MOUNTING PARTS TELESCOPIC SECTION 4

Assembly No.

03130064

Revision: **D**

Item	FN	Part	Qty	Description
81		03320928	2	PIPE UNION, M12X1
82		00433858	2	NIPPLE, LUBRICATING
84		03094040	0	STRIP (USE AS REQUIRED)
85		03094041	0	Strip t=9 G-Nr.3006000-4 (USE AS REQUIRED)
86		03094018	0	Filling piece t=8 G-Nr.3006000 (USE AS REQUIRED)
87		03094019	0	Filling piece t=9 G-Nr.3006000 (USE AS REQUIRED)
88		03063881	1	LINK - CONNECTING, LEFT
89		03063882	1	LINK - CONNECTING, RIGHT
90		03094054	2	PLATE
91		03094055	0	Plate T=15 L=27 S690 QL (USE AS REQUIRED)
92		03094056	0	Plate T=18 L=30 S690 QL (USE AS REQUIRED)
93		03094057	0	Plate T=22 L=34 S690 QL (USE AS REQUIRED)
94		03094058	0	PLATE (USE AS REQUIRED)
95		03325228	4	SOCKET-HEAD SCREW M12X16
96		03108786	1	ROLLER HOLDER
97		00027071	2	HHCS M8X20 8.8-A2C ISO 4017
98		00437642	2	Hex Nut M8 8-A2C ISO 4032
100		03103080	0	PLATE (USE AS REQUIRED)
101		03103081	0	Plate T=14 L=26 S690 QL (USE AS REQUIRED)
102		03103082	0	Plate T=16 L=28 S690 QL (USE AS REQUIRED)
103		03103083	0	Plate T=17 L=29 S690 QL (USE AS REQUIRED)
104		03103084	0	Plate T=19 L=31 S690 QL (USE AS REQUIRED)
105		03103085	0	Plate T=20 L=32 S690 QL (USE AS REQUIRED)
106		03103086	0	Plate T=21 L=33 S690 QL (USE AS REQUIRED)

Manitowoc Cranes

Description

MOUNTING PARTS TELESCOPIC SECTION 4

Assembly No.

03130064

Revision: **D**

Item	FN	Part	Qty	Description
107		03103087	0	Plate T=23 L=35 S690 QL (USE AS REQUIRED)
108		03103088	0	Plate T=24 L=36 S690 QL (USE AS REQUIRED)
109		03113826	0	Plate T=8; L=20 S690 QL (USE AS REQUIRED)
110		03113827	0	Plate T=9 L=21 S690 QL (USE AS REQUIRED)
111		03113828	0	Plate T=10 L=22 S690 QL (USE AS REQUIRED)
112		03113829	0	PLATE (USE AS REQUIRED)
113		03130375	2	Slider Sustaglide
114		03125407	2	Plate S355J2G3
115		00100782	2	SOCKET HEAD SCREW M8X35
116		02250017	4	SET SCREW M20X60
117		03125535	0	Slider t=16 Sustaglide (USE AS REQUIRED)
118		03125534	0	Slider t=17 Sustaglide (USE AS REQUIRED)
119		03125533	0	Slider t=18 Sustaglide (USE AS REQUIRED)
120		03125532	0	Slider t=19 Sustaglide (USE AS REQUIRED)
121		03125531	0	Slider t=20 Sustaglide (USE AS REQUIRED)
122		03125513	0	SLIDER (USE AS REQUIRED)
123		03125514	2	Slider t=22 Sustaglide
124		03125515	0	Slider t=23 Sustaglide (USE AS REQUIRED)
125		03125516	0	Slider t=24 Sustaglide (USE AS REQUIRED)
126		03125517	0	Slider t=25 Sustaglide (USE AS REQUIRED)
127		03125518	0	Slider t=26 Sustaglide (USE AS REQUIRED)
128		03125519	0	Slider t=27 Sustaglide (USE AS REQUIRED)

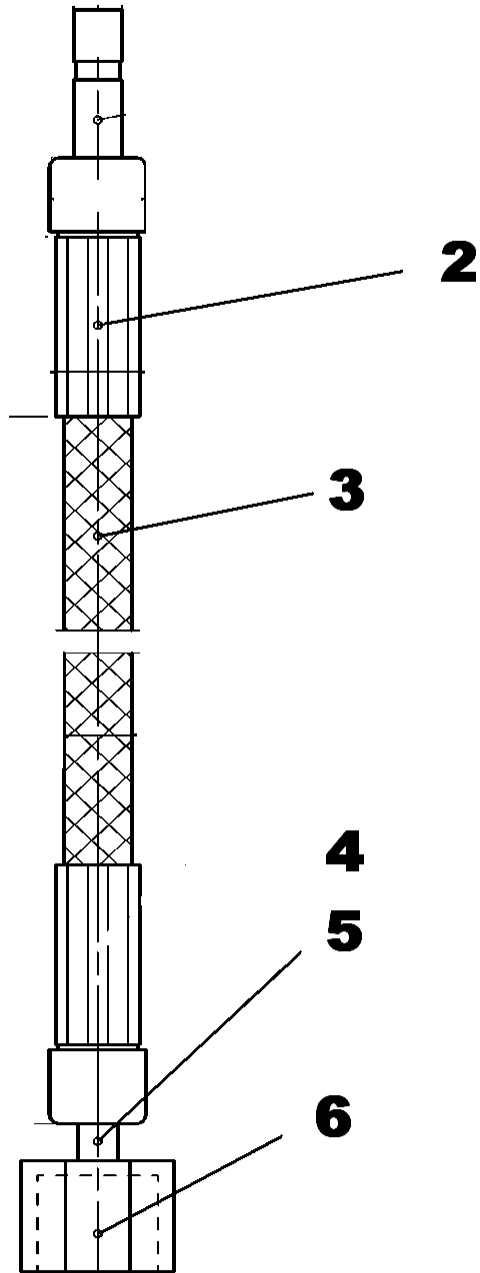
Manitowoc Cranes

<u>Description</u>				<u>Assembly No.</u>
MOUNTING PARTS TELESCOPIC SECTION 4				03130064
				Revision: D
Item	FN	Part	Qty	Description
129		00100794	4	Socket-head screw M12x40 8.8-A
130		01146639	4	HHCS M12X55
131		03130392	4	Plate S690 QL
132		03130394	0	Strip t=8 G-Nr.3006000-4 (USE AS REQUIRED)
133		03130395	0	Strip t=9 G-Nr.3006000-4 (USE AS REQUIRED)
134		03130396	0	Strip t=10 G-Nr.3006000-4 (USE AS REQUIRED)
135		03130397	0	Strip t=11 G-Nr.3006000-4 (USE AS REQUIRED)
136		03130398	0	Strip t=12 G-Nr.3006000-4 (USE AS REQUIRED)
137		03130399	4	Strip t=13 G-Nr.3006000-4
138		03130400	0	Strip t=14 G-Nr.3006000-4 (USE AS REQUIRED)
139		03130401	0	Strip t=15 G-Nr.3006000-4 (USE AS REQUIRED)
140		03130402	0	Strip t=16 G-Nr.3006000-4 (USE AS REQUIRED)
141		03130403	0	Strip t=17 G-Nr.3006000-4 (USE AS REQUIRED)
142		03130404	0	Strip t=18 G-Nr.3006000-4 (USE AS REQUIRED)
143		03130405	0	Strip t=19 G-Nr.3006000-4 (USE AS REQUIRED)
144		03130406	0	Strip t=20 G-Nr.3006000-4 (USE AS REQUIRED)
145		03130407	0	Strip t=21 G-Nr.3006000-4 (USE AS REQUIRED)
146		03130408	0	Strip t=22 G-Nr.3006000-4 (USE AS REQUIRED)
147		03130409	0	Strip t=23 G-Nr.3006000-4 (USE AS REQUIRED)
148		03130410	0	Strip t=24 G-Nr.3006000-4 (USE AS REQUIRED)
149		03130411	0	Strip t=25 G-Nr.3006000-4 (USE AS REQUIRED)
150		00437745	4	Hex L Nut M12 8-A3C ISO 7040

Manitowoc Cranes

Notes

Manitowoc Cranes



Manitowoc Cranes

Description

LUBRICANT HOSE L=195

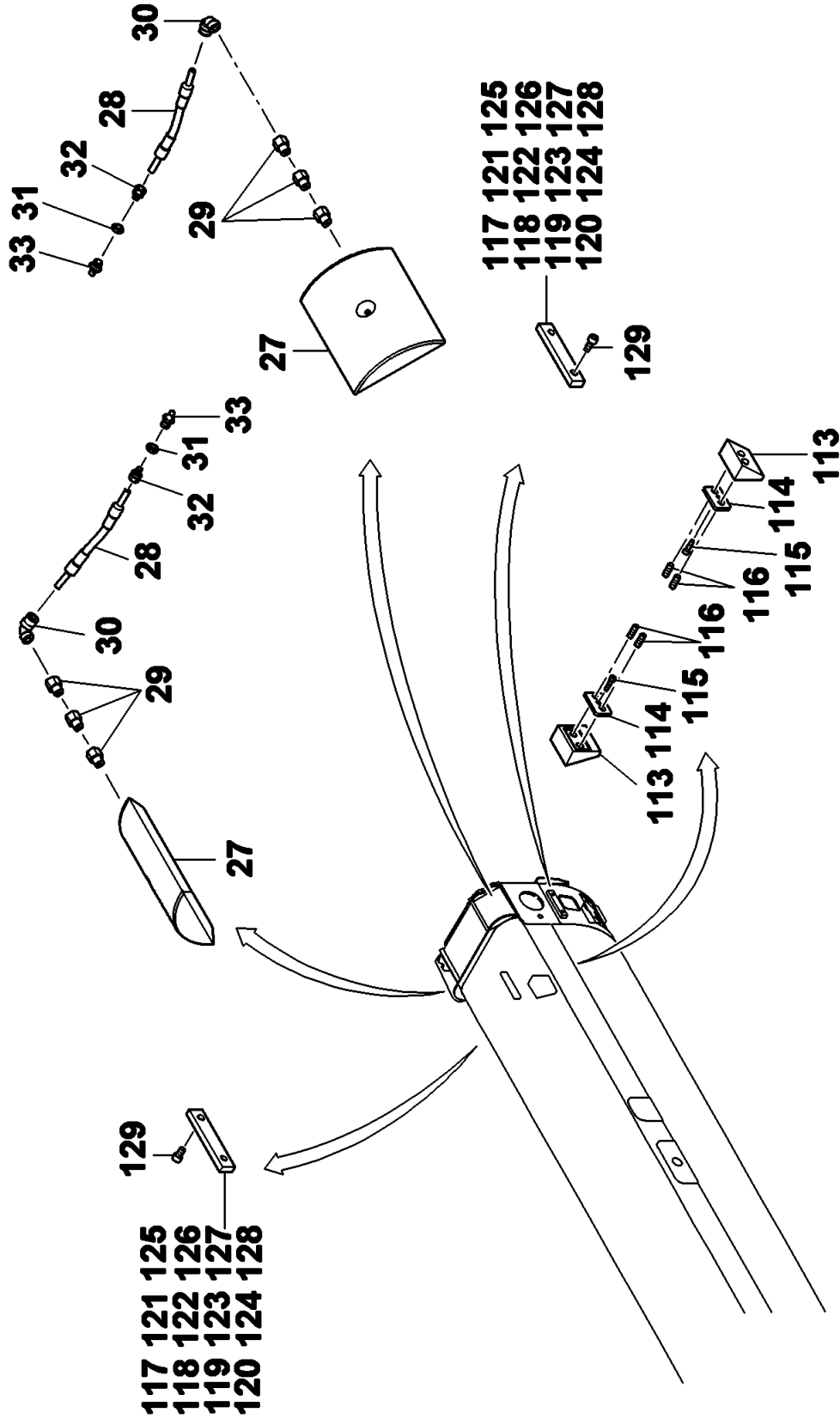
Assembly No.

03120914

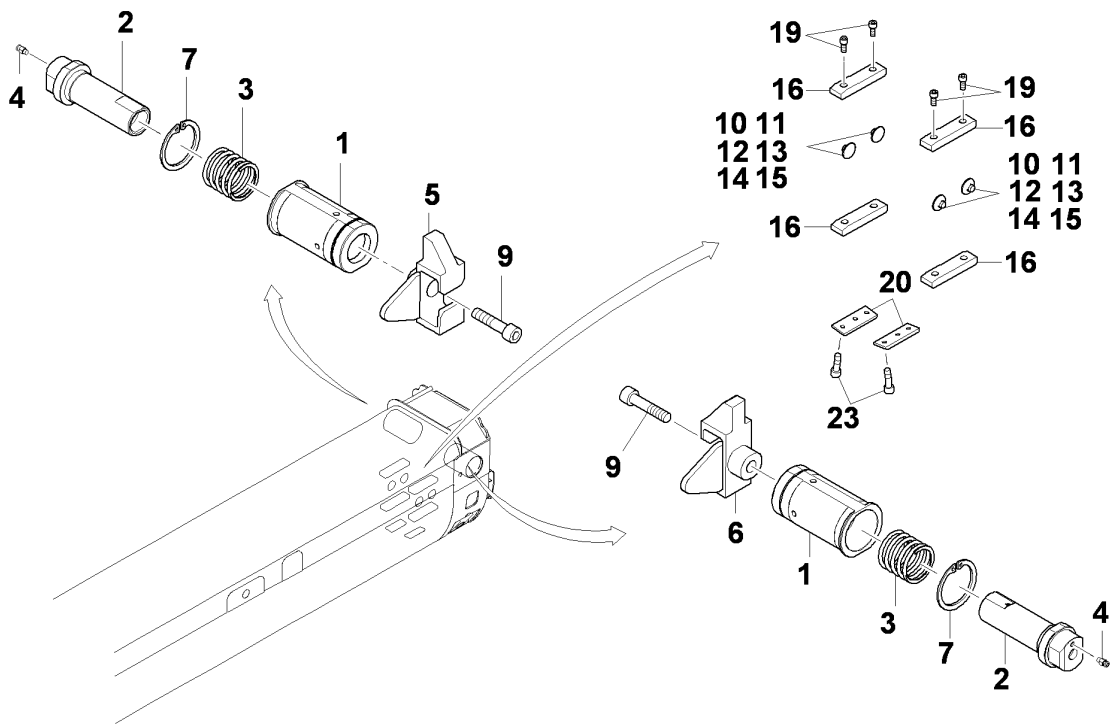
Revision: #

Item	FN	Part	Qty	Description
2		03041087	2	Socket 432-23787-1 LINCOLN
3		02257479	0	HOSE HIGH PSI 504-36033-3 8,6
4		01682055	1	Nozzle 432-22488-2 POS. 246 L
5		00117506	1	Cutting ring WALTERSCHEID S 6
6		00437819	1	UNION NUT AL 6 St ISO 8434-1

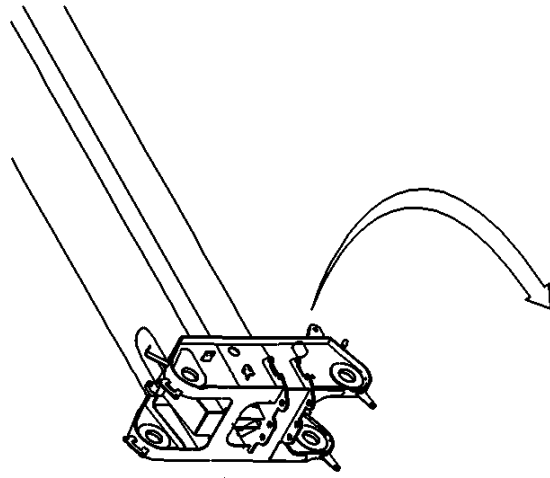
Manitowoc Cranes



Manitowoc Cranes



Manitowoc Cranes



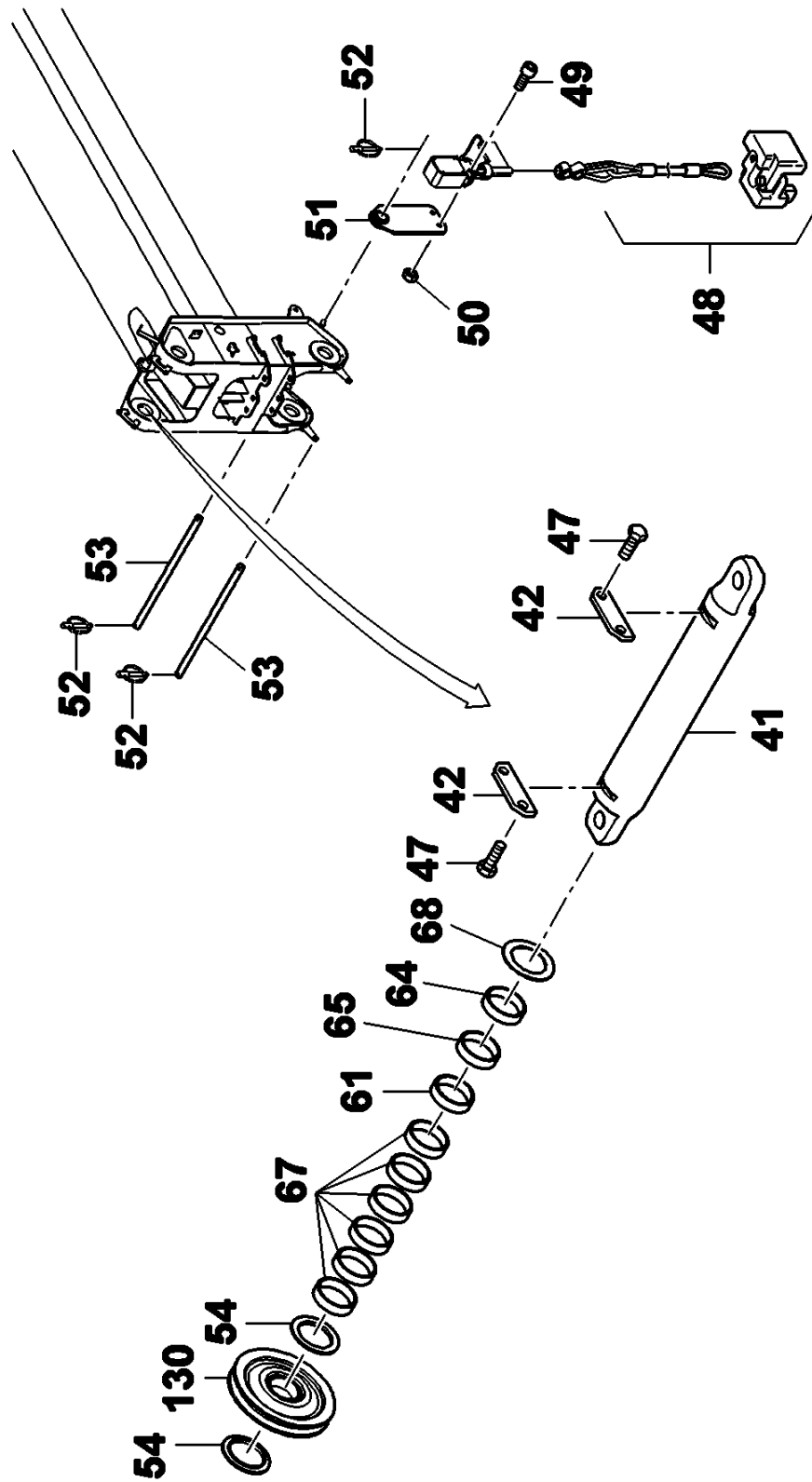
74

- 69**
- 70**
- 71**
- 72**
- 73**
- 100**
- 101**
- 102**
- 103**
- 104**
- 105**
- 106**
- 107**
- 108**
- 109**
- 110**
- 111**
- 112**

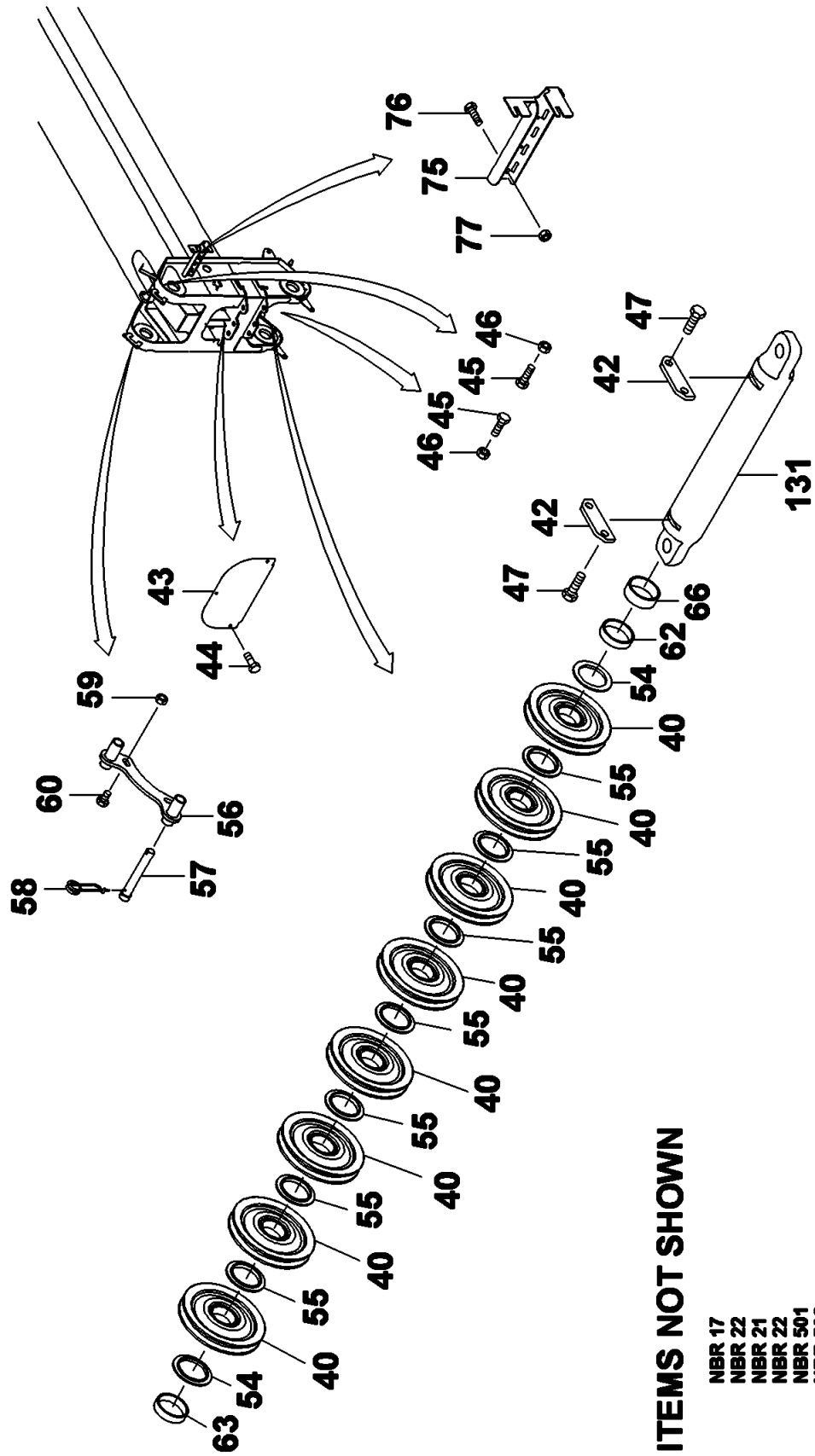
74

- 69**
- 70**
- 71**
- 72**
- 73**
- 100**
- 101**
- 102**
- 103**
- 104**
- 105**
- 106**
- 107**
- 108**
- 109**
- 110**
- 111**
- 112**

Manitowoc Cranes



Manitowoc Cranes



Manitowoc Cranes

Description

COMPONENT PARTS-TELESCOPE 5

Assembly No.

80018323

Revision: **C**

Item	FN	Part	Qty	Description
1		03091458	2	Guide tube 30CrNiMo8 V
2		03091463	2	Locking pin 30CrNiMo8 V
3		02318956	2	SPRING, PRESSURE
4		00209834	2	LUBRICATING NIPPLE
5		03063881	1	LINK - CONNECTING, LEFT
6		03063882	1	LINK - CONNECTING, RIGHT
7		01207518	2	RING, RETAINING
9		00106096	2	CAP SCREW M20X70
10		03004192	4	GUIDE PILOT - 8MM
11		03055172	0	GUIDE PILOT - 9MM (USE AS REQUIRED)
12		03055173	0	GUIDE PILOT - 10MM (USE AS REQUIRED)
13		03055101	0	GUIDE PILOT - 7MM (USE AS REQUIRED)
14		03055102	0	GUIDE PILOT - 6MM (USE AS REQUIRED)
15		03055103	0	GUIDE PILOT - 5MM (USE AS REQUIRED)
16		03054934	4	SLIDER
17		02318985	4	FILE PLATE
18		02318986	4	FILL PLATE
19		01146947	8	SHCS M12x35 8.8-A3C ISO 4762
20		03117686	2	Slider Sustaglide
21		03117684	2	Fill plate t=1 AlMg3
22		03117685	2	Fill plate t=2 AlMg3
23		00107525	6	Countersunk screw M10x20 8.8-A
27		03092314	2	Slider G-No.3006000-4
28		03120915	2	LUBRICANT HOSE L=140
29		02251403	6	ADAPTER
30		02311780	2	ANGLE PIPE UNION
31		03320927	2	NUT, THIN
32		03320928	2	PIPE UNION, M12X1
33		00433858	2	NIPPLE, LUBRICATING
40		02227446	8	ROPE PULLEY, ASSEMBLY
41		03092325	1	Axle 30CrNiMo8 V

Manitowoc Cranes

Description

COMPONENT PARTS-TELESCOPE 5

Assembly No.

80018323

Revision: **C**

Item	FN	Part	Qty	Description
42		03055576	4	Axle guard S690 QL
43		03092342	1	Cover AlMg3
44		00437180	3	HHCS M10X16 8.8-A3C ISO 4017
45		00437214	4	HEX HEAD SCREW
46		00437647	4	HEX NUT M20 8-A3C ISO 4032
47		00118998	8	Hexagon head screw M20x40 10.9
48	+	02304349	1	LIMIT SWITCH - WEIGHT ASSEMBLY
49		01686242	2	SHCS M8x50 8.8-A2C ISO 4762
50		00437642	2	Hex Nut M8 8-A2C ISO 4032
51		03111908	1	SHACKLE
52		00438773	5	PIN, LINCH 5 X 32
53		01930943	2	Pin B-20 h9x590x574 St50 K ISO
54		02253836	4	Spacer ring G-Nr.3006000-4
55		02253845	7	Spacer ring G-Nr.3006000-4
56		03156880	1	ROPE-PROTECTION HOLDER
57		03055577	2	Pin E295
58		01067552	2	SECURING PIN 4 SPRING STEEL GA
59		01678799	2	Hexagon nut M10 8-A3C ISO 7042
60		00437183	2	CAP SCREW, M10X30 HEX HEAD
62		02253849	1	Spacer ring L=14 St37.0
63		03317562	1	Spacer ring L=23 St35
64		03318676	1	Spacer ring L=37 St37.0
65		02318958	1	Spacer ring L=41 St37.0
66		03091448	1	Spacer ring L=5 St37.0
67		02318959	6	Spacer ring L=52 St37.0
68		01375060	8	SHIM RING, 120X150X1
69		03094054	2	PLATE
70		03094055	0	Plate T=15 L=27 S690 QL (USE AS REQUIRED)
71		03094056	0	Plate T=18 L=30 S690 QL (USE AS REQUIRED)
72		03094057	0	Plate T=22 L=34 S690 QL (USE AS REQUIRED)
73		03094058	0	PLATE (USE AS REQUIRED)

+ SEE FURTHER BREAKDOWN THIS GROUP

Manitowoc Cranes

Description

COMPONENT PARTS-TELESCOPE 5

Assembly No.

80018323

Revision: **C**

Item	FN	Part	Qty	Description
74		03325228	4	SOCKET-HEAD SCREW M12X16
75		03092402	1	HOLDER
76		00027071	2	HHCS M8X20 8.8-A2C ISO 4017
77		00437642	2	Hex Nut M8 8-A2C ISO 4032
100		03103080	0	PLATE (USE AS REQUIRED)
101		03103081	0	Plate T=14 L=26 S690 QL (USE AS REQUIRED)
102		03103082	0	Plate T=16 L=28 S690 QL (USE AS REQUIRED)
103		03103083	0	Plate T=17 L=29 S690 QL (USE AS REQUIRED)
104		03103084	0	Plate T=19 L=31 S690 QL (USE AS REQUIRED)
105		03103085	0	Plate T=20 L=32 S690 QL (USE AS REQUIRED)
106		03103086	0	Plate T=21 L=33 S690 QL (USE AS REQUIRED)
107		03103087	0	Plate T=23 L=35 S690 QL (USE AS REQUIRED)
108		03103088	0	Plate T=24 L=36 S690 QL (USE AS REQUIRED)
109		03113826	0	Plate T=8; L=20 S690 QL (USE AS REQUIRED)
110		03113827	0	Plate T=9 L=21 S690 QL (USE AS REQUIRED)
111		03113828	0	Plate T=10 L=22 S690 QL (USE AS REQUIRED)
112		03113829	0	PLATE (USE AS REQUIRED)
113		03130376	2	Slider Sustaglide
114		03125407	2	Plate S355J2G3
115		00100782	2	SOCKET HEAD SCREW M8X35
116		02250017	4	SET SCREW M20X60
117		03125535	0	Slider t=16 Sustaglide (USE AS REQUIRED)
118		03125534	0	Slider t=17 Sustaglide (USE AS REQUIRED)

Manitowoc Cranes

Description

COMPONENT PARTS-TELESCOPE 5

Assembly No.

80018323

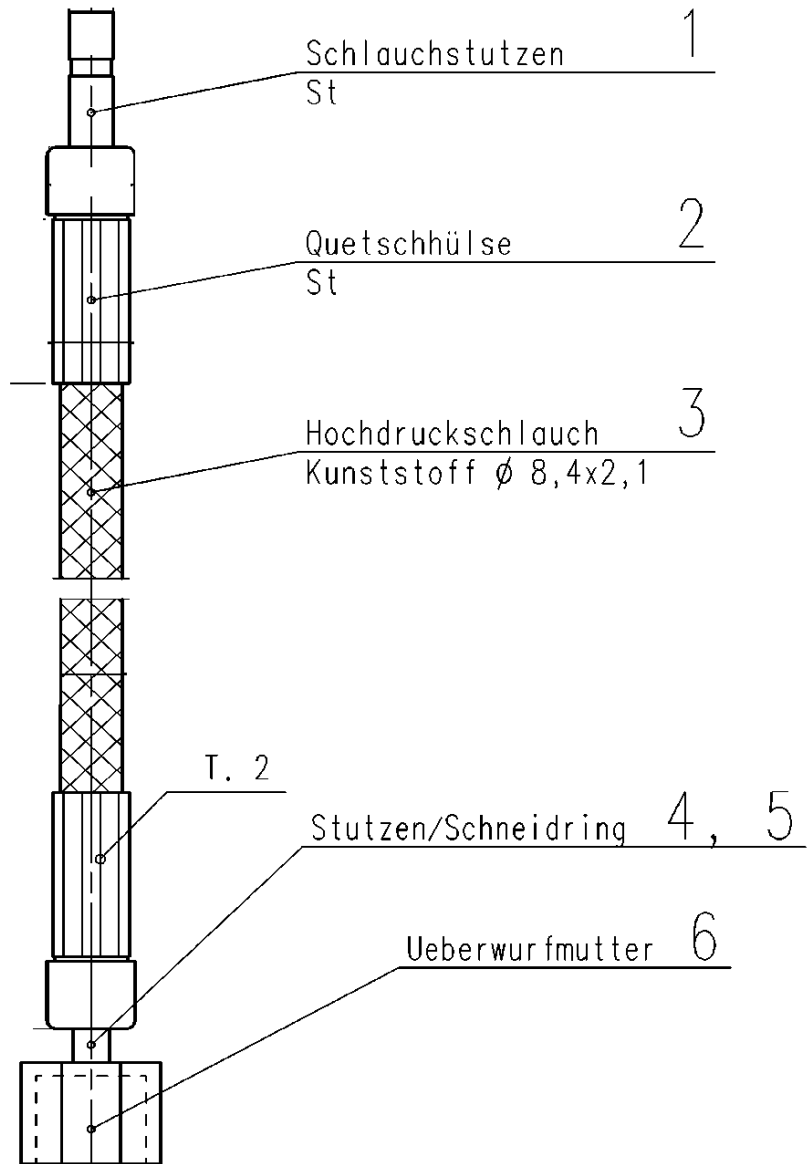
Revision: **C**

Item	FN	Part	Qty	Description
119		03125533	0	Slider t=18 Sustaglide (USE AS REQUIRED)
120		03125532	0	Slider t=19 Sustaglide (USE AS REQUIRED)
121		03125531	0	Slider t=20 Sustaglide (USE AS REQUIRED)
122		03125513	0	SLIDER (USE AS REQUIRED)
123		03125514	2	Slider t=22 Sustaglide
124		03125515	0	Slider t=23 Sustaglide (USE AS REQUIRED)
125		03125516	0	Slider t=24 Sustaglide (USE AS REQUIRED)
126		03125517	0	Slider t=25 Sustaglide (USE AS REQUIRED)
127		03125518	0	Slider t=26 Sustaglide (USE AS REQUIRED)
128		03125519	0	Slider t=27 Sustaglide (USE AS REQUIRED)
129		00100794	4	Socket-head screw M12x40 8.8-A
130		03156892	1	Rope pulley 342 assembly
131		03147467	1	Axle 30CrNiMo8 V
501		03156892	1	Rope pulley 342 assembly
502		02253836	2	Spacer ring G-Nr.3006000-4
503		03156880	1	ROPE-PROTECTION HOLDER
504		03055577	2	Pin E295
505		01067552	2	SECURING PIN 4 SPRING STEEL GA
506		01678799	2	Hexagon nut M10 8-A3C ISO 7042
507		00105170	2	HHCS M12X30 10.9-FLZ ISO 4017

Manitowoc Cranes

Notes

Manitowoc Cranes



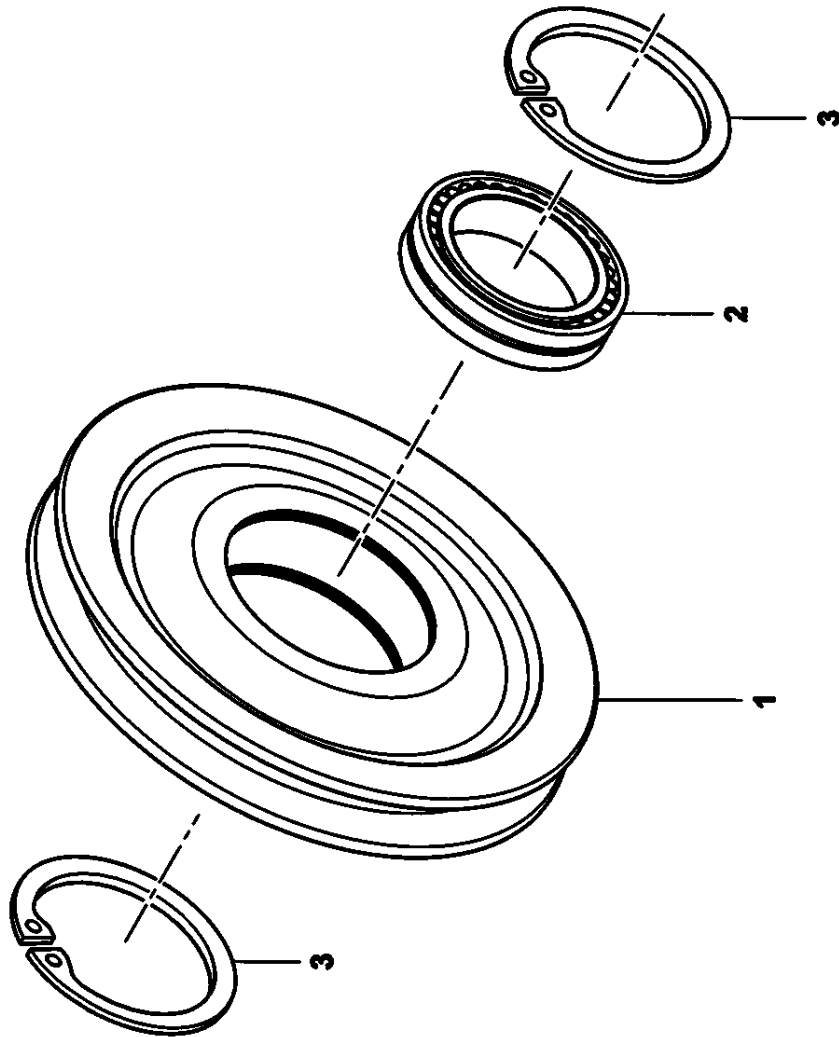
Manitowoc Cranes

Description
LUBRICANT HOSE L=140

Assembly No.
03120915
 Revision: #

Item	FN	Part	Qty	Description
1		03041086	1	Nozzle 432-23781-1 LINCOLN
2		03041087	2	Socket 432-23787-1 LINCOLN
3		02257479	0	HOSE HIGH PSI 504-36033-3 8,6
4		01682055	1	Nozzle 432-22488-2 POS. 246 L
5		00117506	1	Cutting ring WALTERSCHEID S 6
6		00437819	1	UNION NUT AL 6 St ISO 8434-1

Manitowoc Cranes



Manitowoc Cranes

Description

ROPE PULLEY, ASSEMBLY

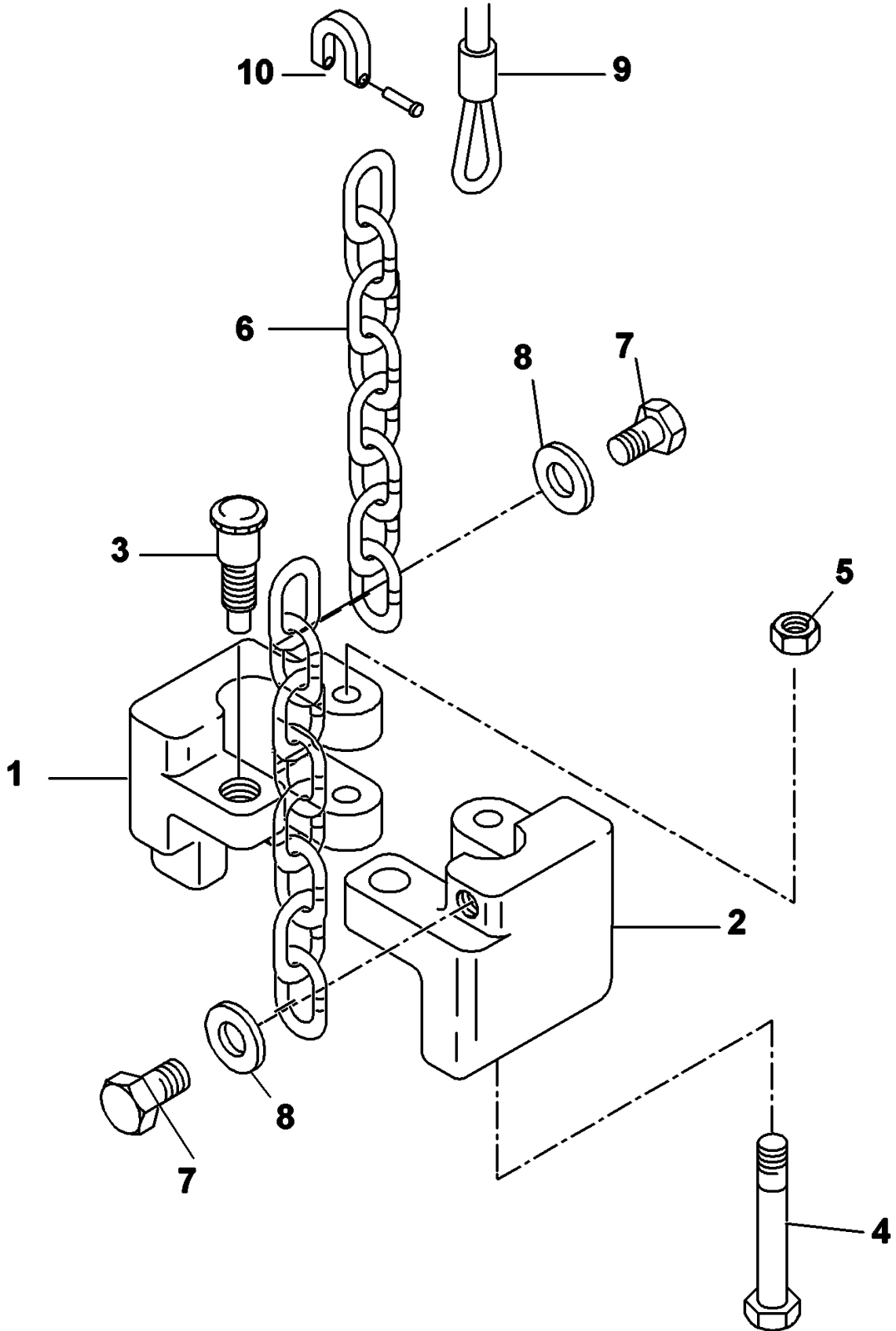
Assembly No.

02227446

Revision: #

Item	FN	Part	Qty	Description
1		02253761	1	Rope pulley 418 PA6G
2		00557021	1	CYL ROLLER-BEARING
3		01681040	2	RETAINING RING 165X4

Manitowoc Cranes



Manitowoc Cranes

Description

LIMIT SWITCH - WEIGHT ASSEMBLY

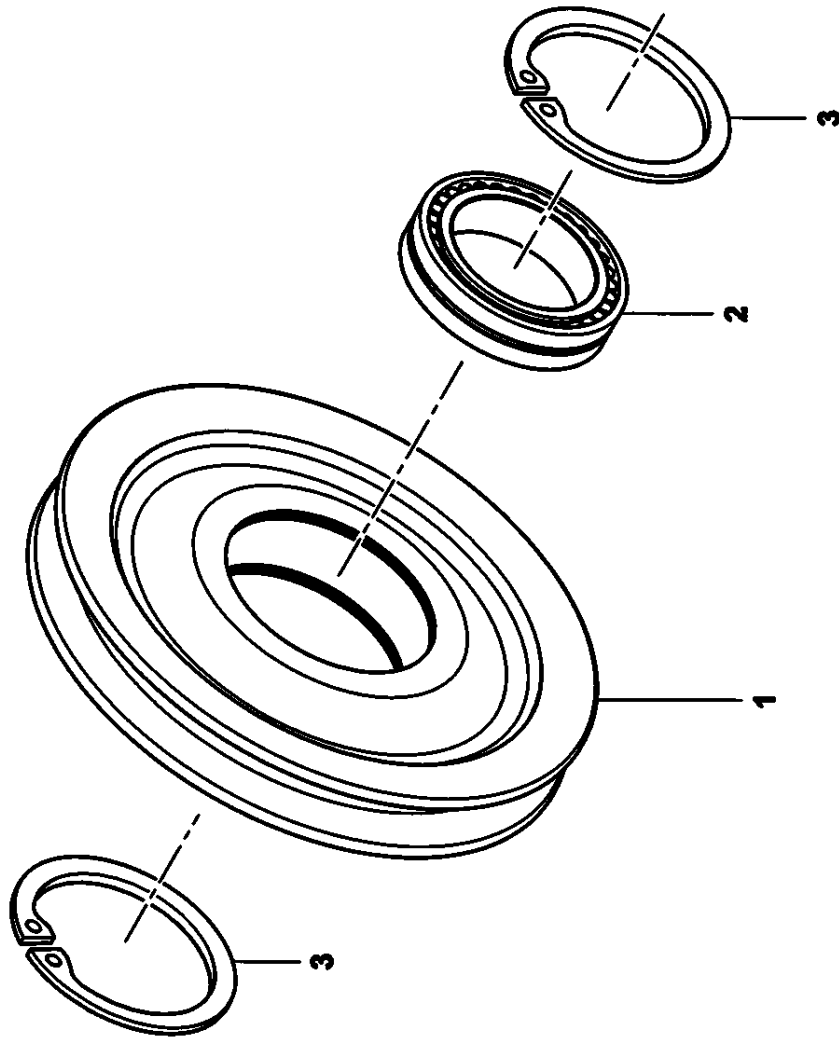
Assembly No.

02304349

Revision: **A**

Item	FN	Part	Qty	Description
1		02312367	1	WEIGHT 1 EN-GJL-200
2		02312366	1	WEIGHT 2 EN-GJL-200
3		02312370	1	Stop bolt GN 613-10-AK-NI GANT
4		01146650	1	Socket-head screw M12x110 8.8-
5		00437745	1	Hex L Nut M12 8-A3C ISO 7040
6		02312369	1	Coil chain G 6x24 bk DIN 5685-
7		00437181	2	CAP SCREW, M10 X 20 HEX HEAD
8		01368030	2	WASHER
9		03041355	1	Wire rope sling 1N-ZNK 6X0,6-P
10		00435782	2	Shackle A 0,25 Fe/Zn40 DIN 821

Manitowoc Cranes



Manitowoc Cranes

Description

Rope pulley 342 assembly

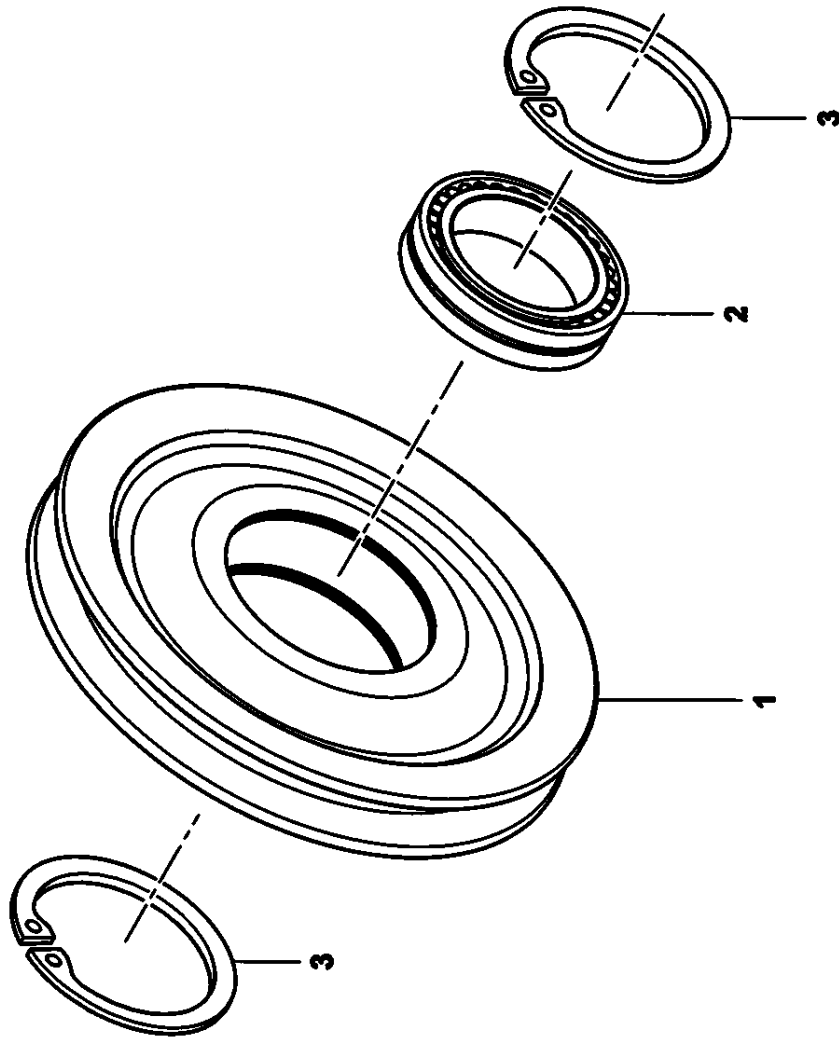
Assembly No.

03156892

Revision: #

Item	FN	Part	Qty	Description
1		03156867	1	Rope pulley 342 G-Nr.2303277-4
2		00557021	1	CYL ROLLER-BEARING
3		01681040	2	RETAINING RING 165X4

Manitowoc Cranes



Manitowoc Cranes

Description

Rope pulley 342 assembly

Assembly No.

03156892

Revision: #

Item	FN	Part	Qty	Description
1		03156867	1	Rope pulley 342 G-Nr.2303277-4
2		00557021	1	CYL ROLLER-BEARING
3		01681040	2	RETAINING RING 165X4

Manitowoc Cranes

Notes

Manitowoc Cranes

Description

BOOM ASSY HYDRAULIC COMPONENTS

Assembly No.

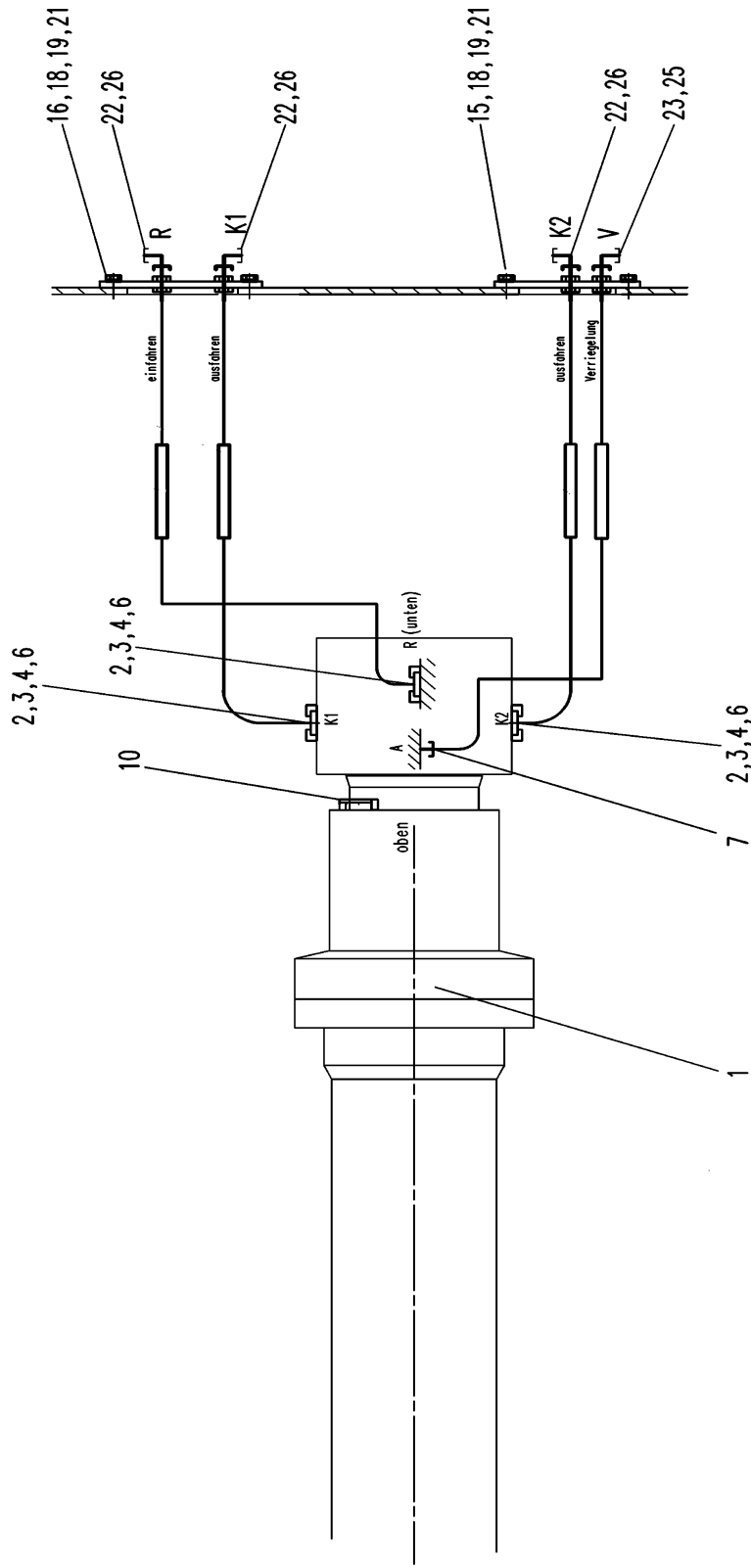
80038835

Revision: **A**

Item	FN	Part	Qty	Description
1	+	03157608	1	HYDR. PLANT, TELESKOPIC JIB
2	+	80038834	1	TELE HYDRAULIC LINES INSTALLATION

+ SEE FURTHER BREAKDOWN THIS GROUP

Manitowoc Cranes



Manitowoc Cranes

Description

HYDR. PLANT, TELESKOPIC JIB

Assembly No.

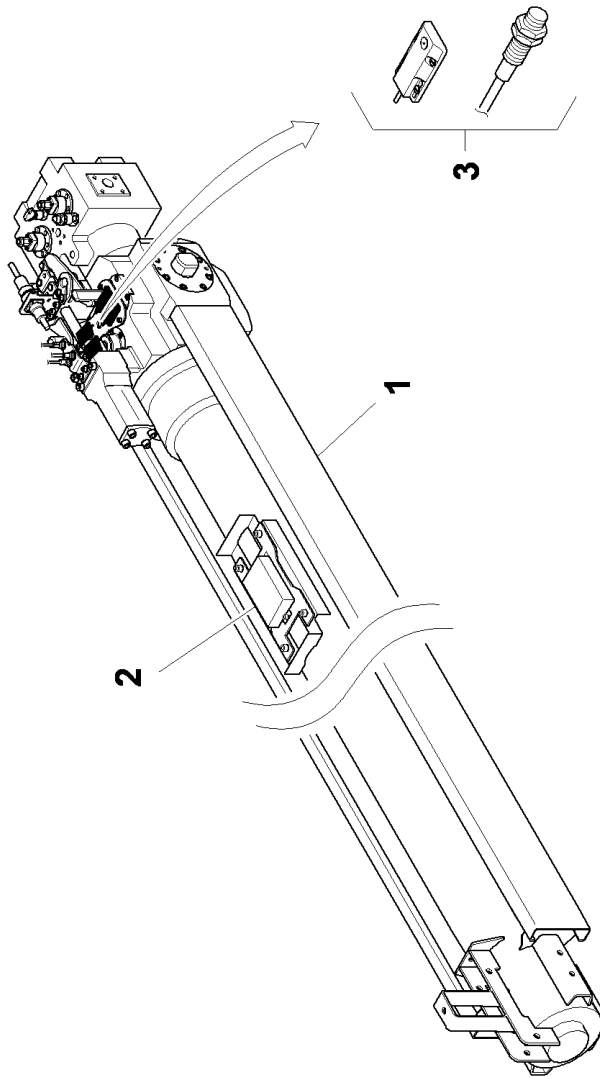
03157608

Revision: **A**

Item	FN	Part	Qty	Description
1	+	03157605	1	CYLINDER COUPLING
2		01680184	6	SAE-SPLIT FLANGE HALF 1" C 62
3		01068981	3	O-RING 32.92X3.53
4		01146978	12	CAP SCREW, M12X45 SOCKET HEAD
5	+	03099795	1	HOSE ASSY TELESCOPIC JIB
7		01921889	1	PIPE UNION ,3/4
15		03099863	1	Holding AlMg3
16		03152306	1	Holding AlMg3
18		01372846	4	HEX HEAD SCREW
19		00437745	4	Hex L Nut M12 8-A3C ISO 7040
21		00027556	4	F WASHER 12 200HV-A3C ISO 7092
22		01147773	3	PIPE UNION
23		01147686	1	PIPE UNION
25		01147797	1	Thin nut M22x1,5 5 DIN 80705
26		03318680	1	Thin nut M36x2 14H DIN 80705

+ SEE FURTHER BREAKDOWN THIS GROUP

Manitowoc Cranes



Manitowoc Cranes

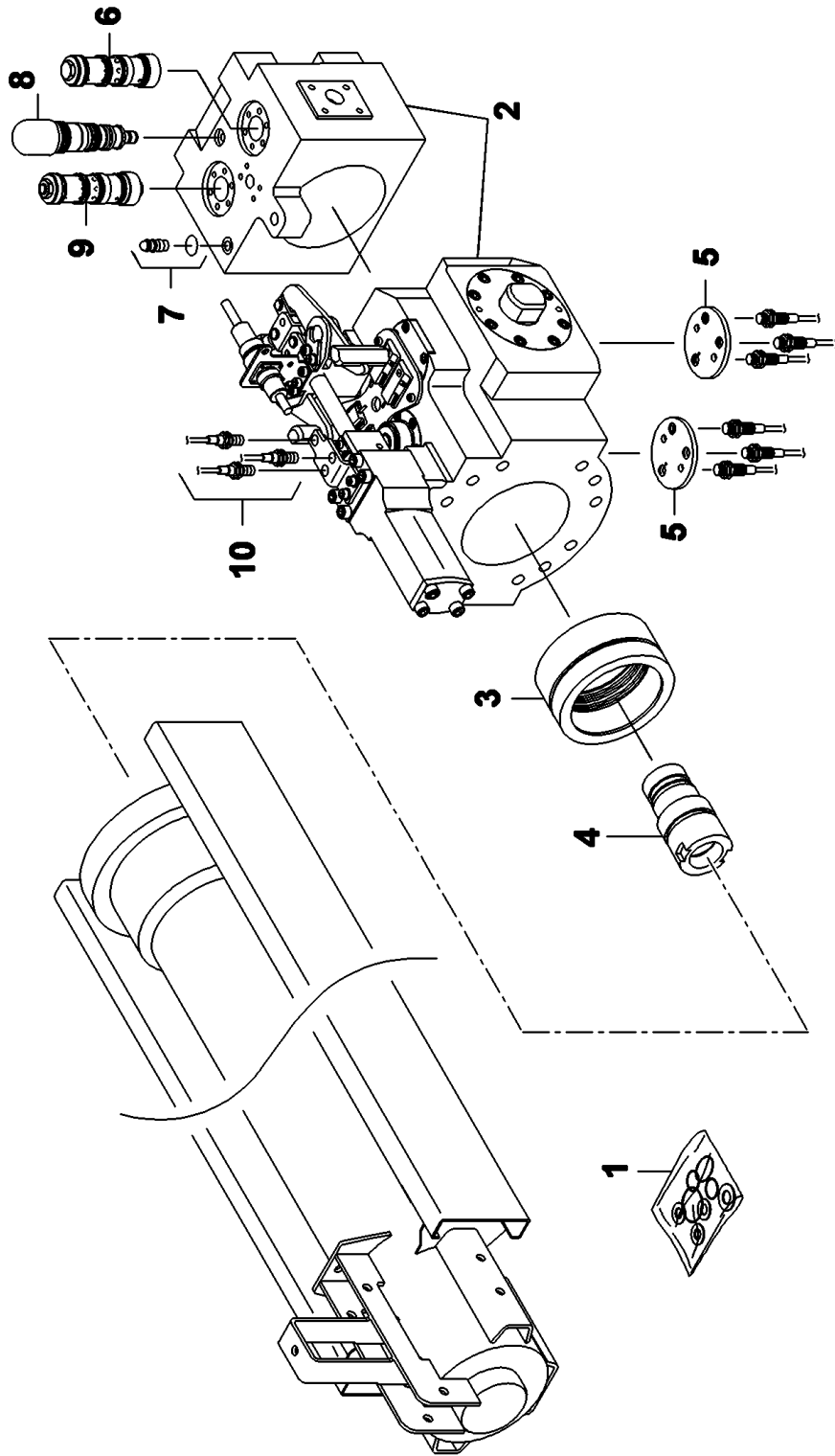
Description
CYLINDER COUPLING

Assembly No.
03157605
Revision: **A**

Item	FN	Part	Qty	Description
1	+	03329409	1	TELESCOPE CYLINDER 879561

+ SEE FURTHER BREAKDOWN THIS GROUP

Manitowoc Cranes



Manitowoc Cranes

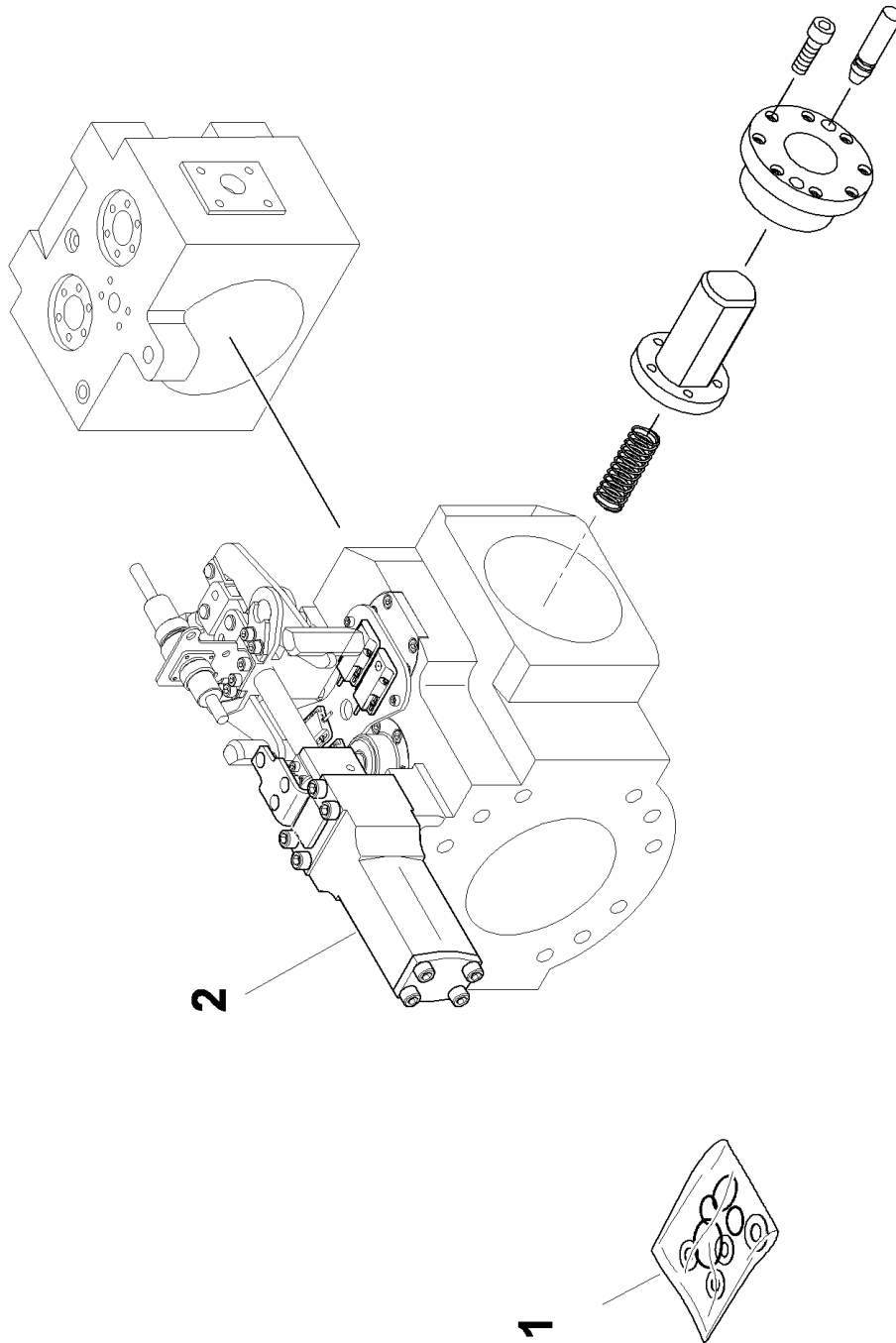
Description
TELESCOPE CYLINDER 879561

Assembly No.
03329409
 Revision: **A**

Item	FN	Part	Qty	Description
1		03137975	1	Gasket set 879561/50 MONTAN-HY
2	+	03324518	1	CYLINDER HEAD COUPLING
3		03326395	1	Guide bush 842806 183/140,1x1
4		03316912	1	GUIDE BUSH
5		03137976	2	Control unit 884099 MONTAN-HYD
6	+	02315199	1	STOP BRAKE VALVE
7		03326407	1	Thermo excess-pressure valve 5
8		03326408	1	Relief valve MVE14M-60 HAWE HY
9		03319463	1	STOP BRAKE VALVE
10		03327571	3	Approximate switch IF 6033 wit

+ SEE FURTHER BREAKDOWN THIS GROUP

Manitowoc Cranes



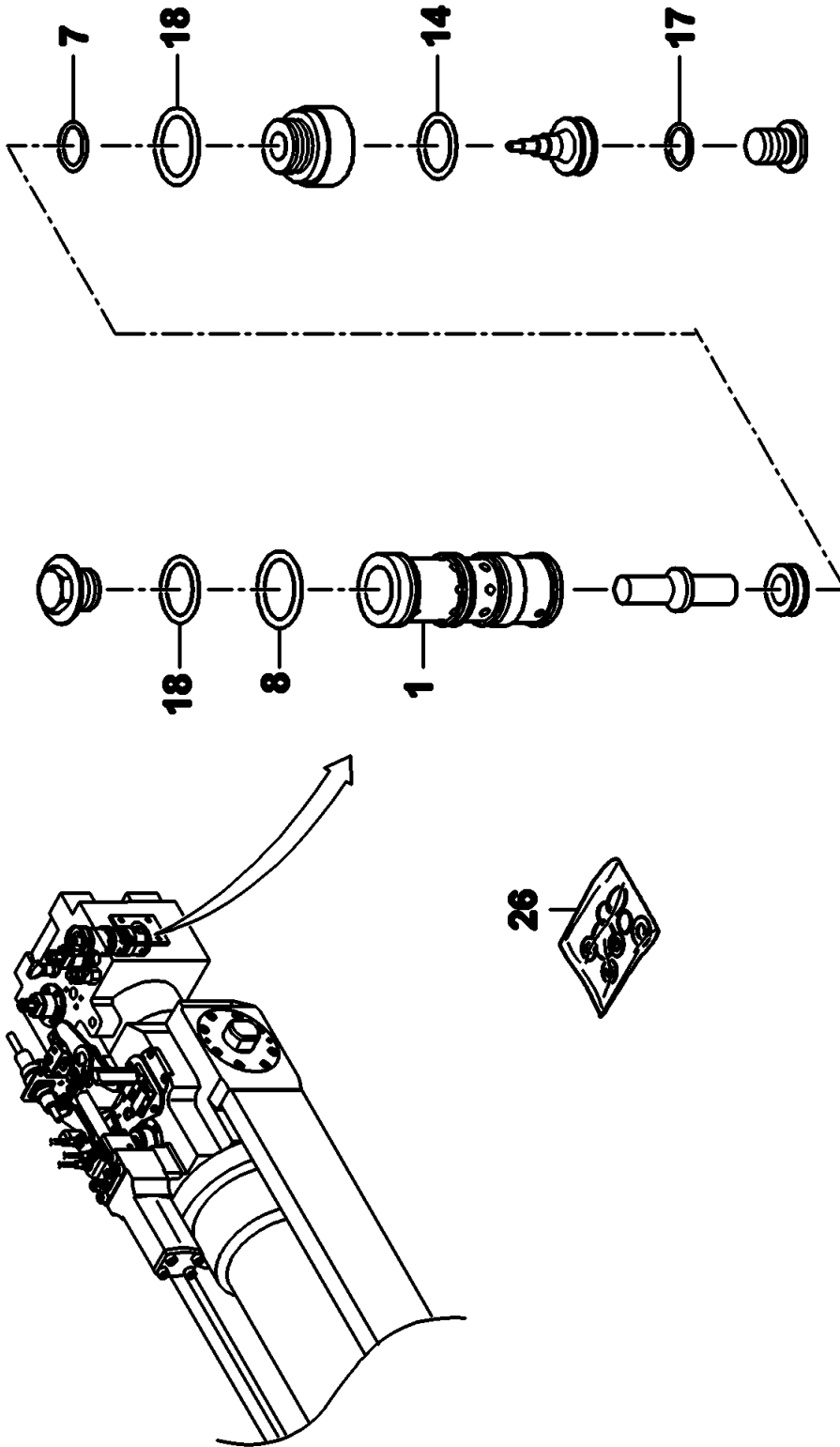
Manitowoc Cranes

Description
CYLINDER HEAD COUPLING

Assembly No.
03324518
Revision: **A**

Item	FN	Part	Qty	Description
1		03324545	1	Gasket set cpl. 852239/50 MONT
2		03065721	1	Unlocking cylinder cpl. MONTAN

Manitowoc Cranes



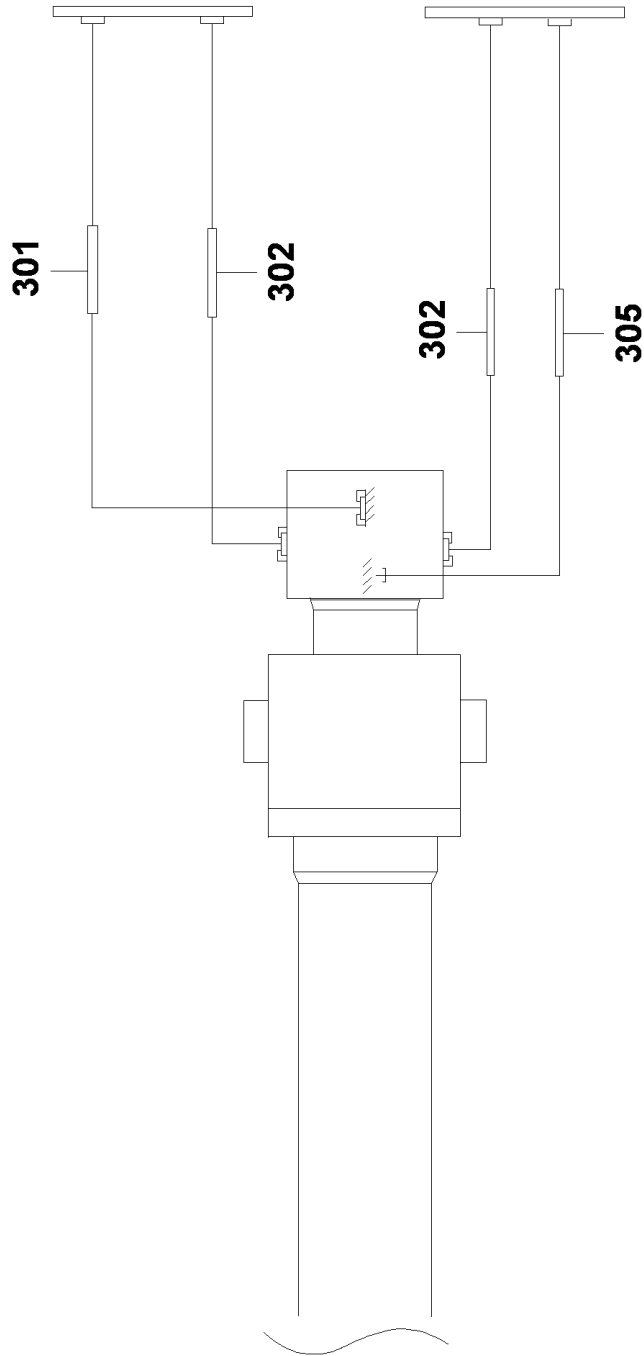
Manitowoc Cranes

Description
STOP BRAKE VALVE

Assembly No.
02315199
Revision: **A**

Item	FN	Part	Qty	Description
1		03042998	1	VALVE CARTRIDGE
7		01369539	1	O-RING
8		02312431	4	O-RING
14		03043008	1	RETAINING SLIP RING
17		03043010	1	O-RING
18		03043011	2	O-RING
26		03041578	1	GASKET SET

Manitowoc Cranes



Manitowoc Cranes

Description

HOSE ASSY TELESCOPIC JIB

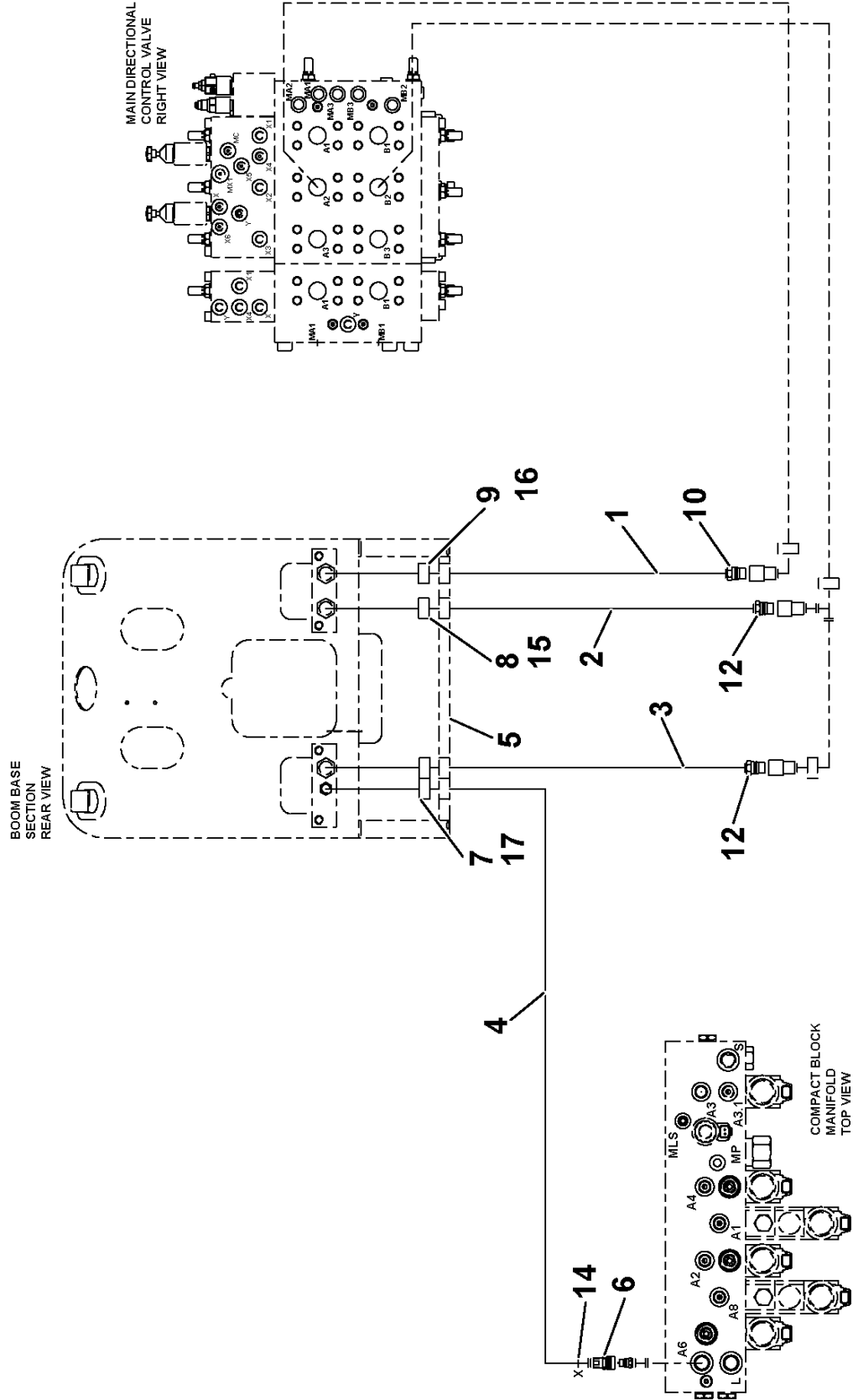
Assembly No.

03099795

Revision: #

Item	FN	Part	Qty	Description
301		03317830	1	Hose assembly 2HC 19ES25-830P
302		03323981	2	Hose assembly 2HC 19ES25-350P
305		03323982	1	Hose assembly 1HC 12DN800P N

Manitowoc Cranes



Manitowoc Cranes

Description
TELE HYDRAULIC LINES INSTALLATION

Assembly No.
80038834
 Revision: **B**

Item	FN	Part	Qty	Description
1		80014774	1	1.00" HOSE ASSY
2		80042504	1	.75" HOSE ASSY
3		80042505	1	.75" HOSE ASSY
4		80014851	1	3/8" HOSE ASSY
5		80026135	1	BRACKET-BOOM HOSE
6		7364001601	1	COUPLER, FEMALE AND DUST PLUG
7		01571490	1	FASTENING CLAMP
8		01571488	2	FASTENING CLAMP
9		02311473	2	FASTENING CLAMP
10		7364002662	1	COUPLER, QUICK
12		7364001606	2	COUPLER, MALE AND DUST CAP
14		7447080601	1	ADAPTER, STRAIGHT
				INCLUDES THE FOLLOWING PARTS
		7755014002	1	O-RING
		7755906002	1	O-RING
15		01147785	4	SHCS M6x45 -8.8 ISO 4762
16		00437286	2	SOCKET-HEAD SCREW
17		01147202	2	CAP SCREW, SOCKET HEAD M6X35

Manitowoc Cranes

Notes

Manitowoc Cranes

Description

ELECTRICAL CONSTRUCTION BOOM ASSEMBLY

Assembly No.

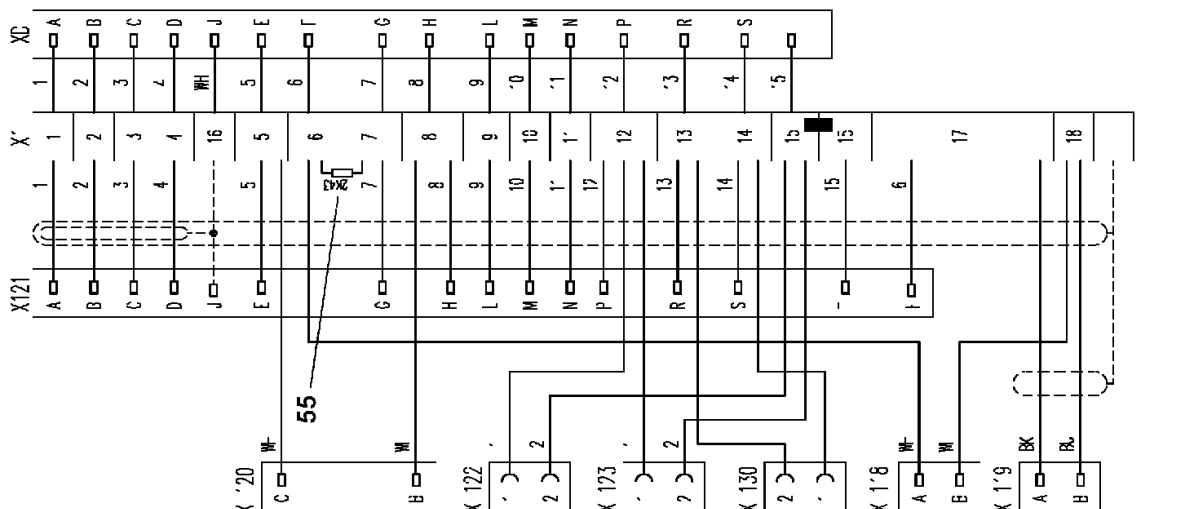
80013789

Revision: **B**

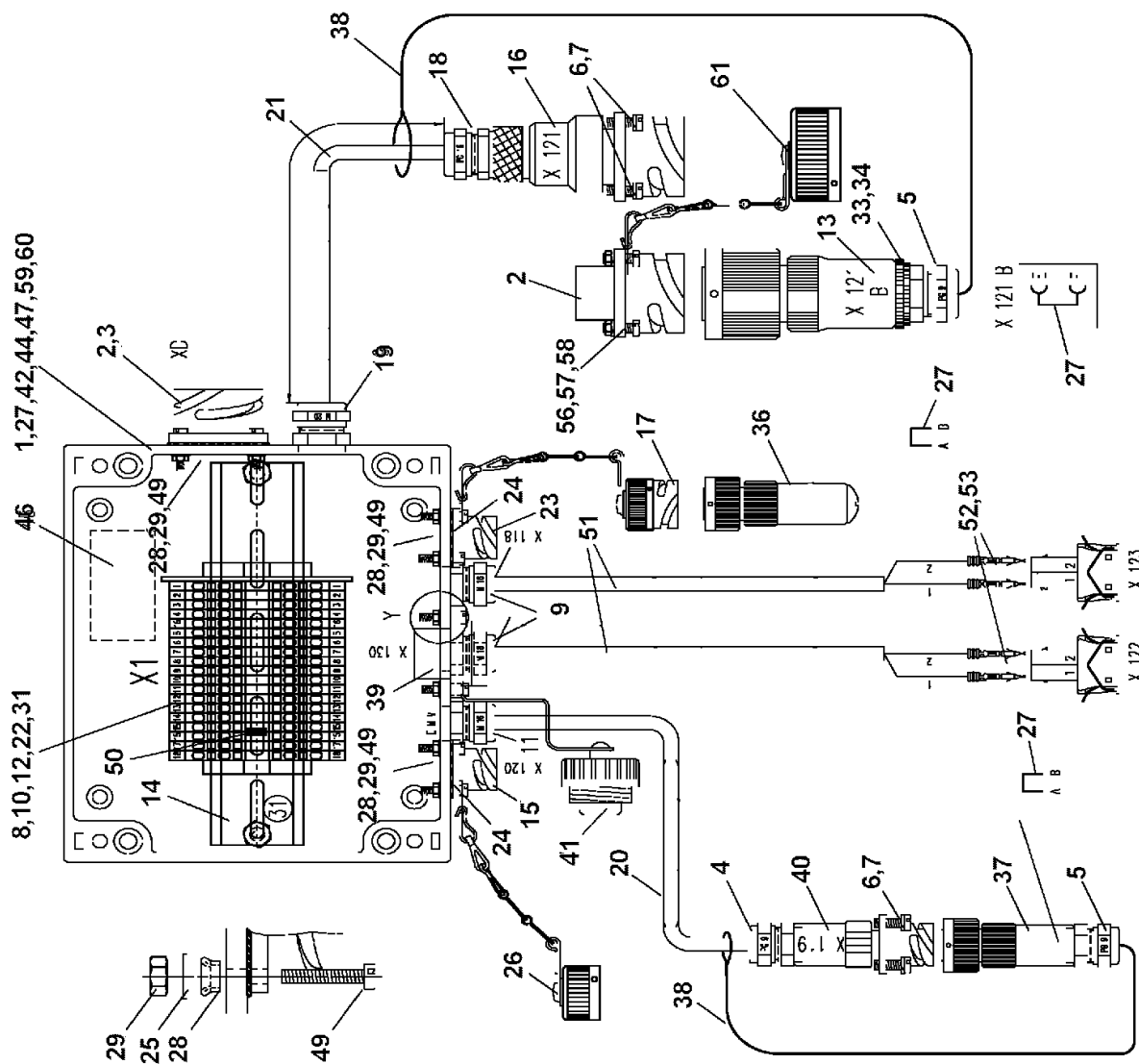
Item	FN	Part	Qty	Description
1	+	03114614	1	TERMINAL BOX - ELECTRICAL COMPONENTS GMK 5275
2		80018381	1	ELECTR PARTS, TELESCOPE JIB INCLUDES THE FOLLOWING PARTS
		03320584	1	LINEAR SENDER
		01206425	1	STRAINING CLAMP
		00436728	1	SNAP HOOK
3	+	03121448	1	ELECTRICAL PARTS-TELESCOPE CYLINDER
4	+	03155917	1	CABLE DRUM GMK 5275
5		03155922	1	CABLE DRUM CPL.MAN-JIP
6		03056536	1	LIMIT SWITCH, PLUGGABLE INCLUDES THE FOLLOWING PARTS
		02311008	1	SWITCH, LIMIT
		01573483	1	PLUG CA06COM-PG10SL-4S-B-01-44
		03041139	1	HSK-M-EMV CABLE CONNECTION 1.6
7	+	80019763	1	CABLE ASSEMBLY
9	+	80019762	1	CABLE ASSEMBLY
11		03121449	0	ELECTRICAL PARTS-LOCKING HEAD INCLUDES THE FOLLOWING PARTS
		03327571	9	Approximate switch IF 6033 wit
		03327572	4	Approximate switch IW 5078 wit
12	+	80014919	1	ANGULAR UNIT MAIN JIB-MODIFIED

+ SEE FURTHER BREAKDOWN THIS GROUP

Manitowoc Cranes



NOT SHOWN
NBR 54



Manitowoc Cranes

Description

TERMINAL BOX - ELECTRICAL COMPONENTS GMK 5275

Assembly No.

03114614

Revision: **D**

Item	FN	Part	Qty	Description
1		03114615	1	TERMINAL BOX
2		03046518	2	SOCKET
3		01573449	1	GASKET
4		03041139	1	HSK-M-EMV CABLE CONNECTION 1.6
5		01370501	2	CONN - CABLE
6		01374645	8	SLOT ChMS M4x10 A2 ISO 1207
7		01146823	8	*L WASHER 4 A3C DIN 128 A
8		02315215	19	TERMINAL, LINE UP
9		03320730	2	Cable connection 90801 M16x1,5
10		02314689	1	PLATE, STOP
11		03323258	1	HF-CABLE CONNECTOR
12		01205297	2	END ANGLE
13		02312440	1	PLUG
14		01926022	1	RAIL
15		03041586	1	SOCKET,
16		03046519	1	WALL PLUG BOX
17		01372640	1	CAP,DUST
18		03046591	1	CONNECTOR
19		03323261	1	HF-cable Connector 1.691.2000.
20		01067984	3	PILOT WIRE 3X 0,75 SHIELDED
21		03046653	4	CABLE
22		02210595	1	PLATE
23		01576519	1	PLUG BOX CA02COM-E10SL-4P-B-01
24		01576520	2	GASKET
25		00434468	14	WASHER 3 200HV-A2 ISO 7089
26		00559292	1	CAP,DUST
27		02214704	2	CABLE FLRY-B 1,0 WH DIN 72551
28		03320111	14	Retaining ring NYLTITE-M3 P.S.
29		03315226	14	NUT - M3 HEX
31		02210680	1	PLATE 209-703 WAGO
33		00557236	1	REDUCER
34		01147908	1	REDUCER
36		03011025	1	PLUG,BRIDGE
37	+	01573483	1	PLUG CA06COM-PG10SL-4S-B-01-44

+ SEE FURTHER BREAKDOWN THIS GROUP

Manitowoc Cranes

Description

TERMINAL BOX - ELECTRICAL COMPONENTS GMK 5275

Assembly No.

03114614

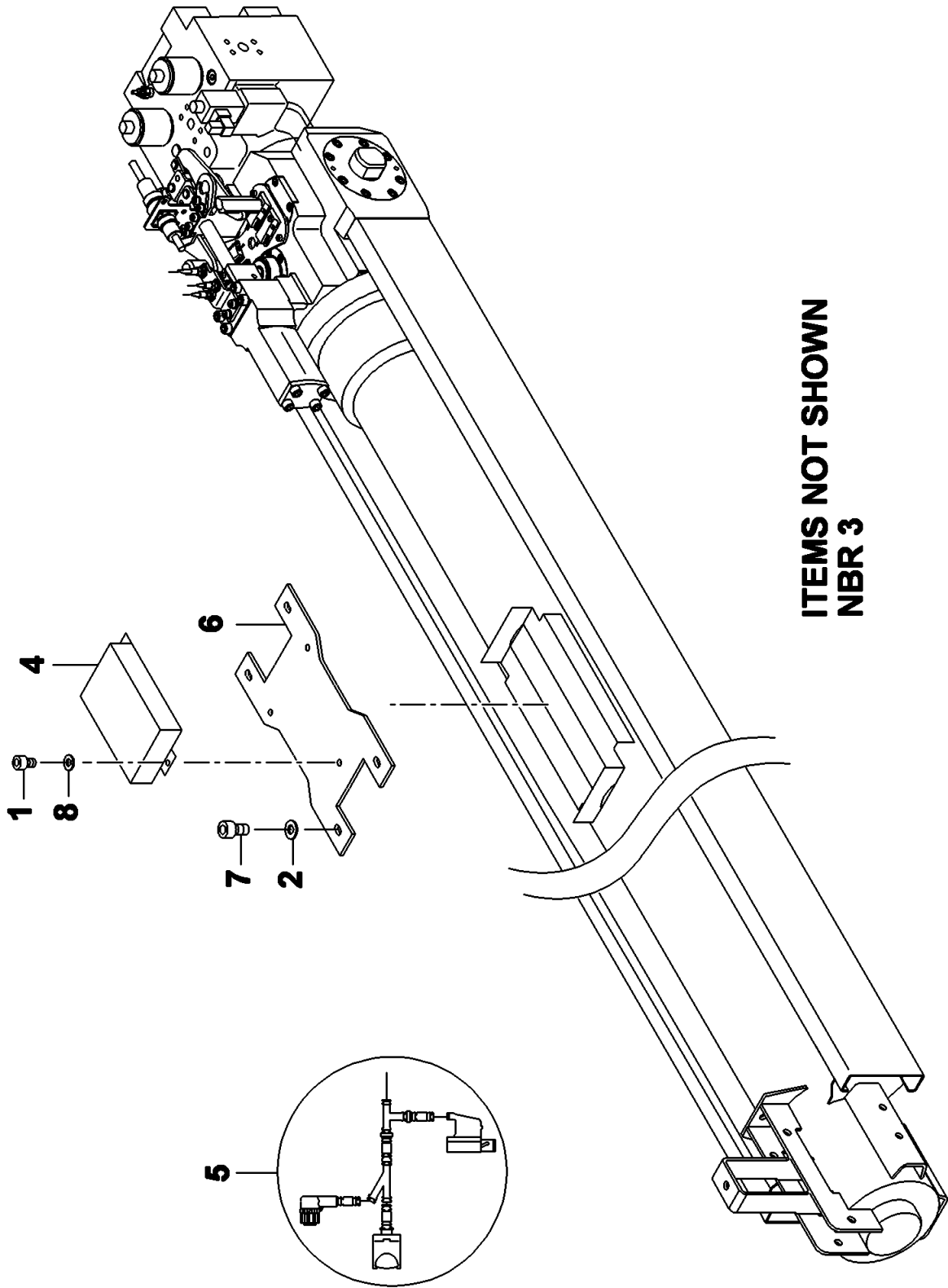
Revision: **D**

Item	FN	Part	Qty	Description
38		03056183	2	FASTENING ROPE
39		03327255	1	FLANGE BOX
40		03046336	1	Wall plug box CA00COM-PG10SL-4
41		03327257	1	PROTECTIVE COVER
42		01375079	1	DEVICE - SCREW LOCKING
44		00554244	2	CABLE NYLON CLIP
46		03007835	1	PLATE
47		00554236	1	KREPP-SPLICING TAPE 273 30X50
49		01374639	14	SLOT ChMS M3x16 A2 ISO 1207
50		02210184	1	CROSS-CONNECTION 279-402 WAGO
51		02212600	4	PILOT WIRE 2X1,0
52		03041215	4	JUNIOR POWER TIMER 929940-3AMP
53		03041216	4	GASKET 828904-1 AMP
54		03319742	2	RECEPTACLE, TAB
55		03046872	1	RESISTANCE 0363 2K43
56		01923996	4	NUT
57		01374312	4	L WASHER 3 HRC44-51 DIN 7980
58		01374637	4	SLOT
59		02310834	1	SHRINK HOSE 548 772 3,2-1,6 MM
60		02312363	2	END-SLEEVE E 1,00-8 DIN 46228
61		01574294	1	DUST HOOD

Manitowoc Cranes

Notes

Manitowoc Cranes



Manitowoc Cranes

Description
ELECTRICAL PARTS-TELESCOPE CYLINDER

Assembly No.
03121448
 Revision: **B**

Item	FN	Part	Qty	Description
1		01374653	3	SLOT CHMS M4X8 -A2 ISO 1207
2		01923999	4	WASHER
3		00554244	20	CABLE NYLON CLIP
4		03325818	1	MODULE, ELECTRONIC I/O
5	+	03177226	1	LACED WIRING HARNESS I/O 4
6		03128601	1	PLATE S235JRG2
7		01374655	4	SCREW
8		01374311	3	SPRING WASHER

+ SEE FURTHER BREAKDOWN THIS GROUP

Manitowoc Cranes

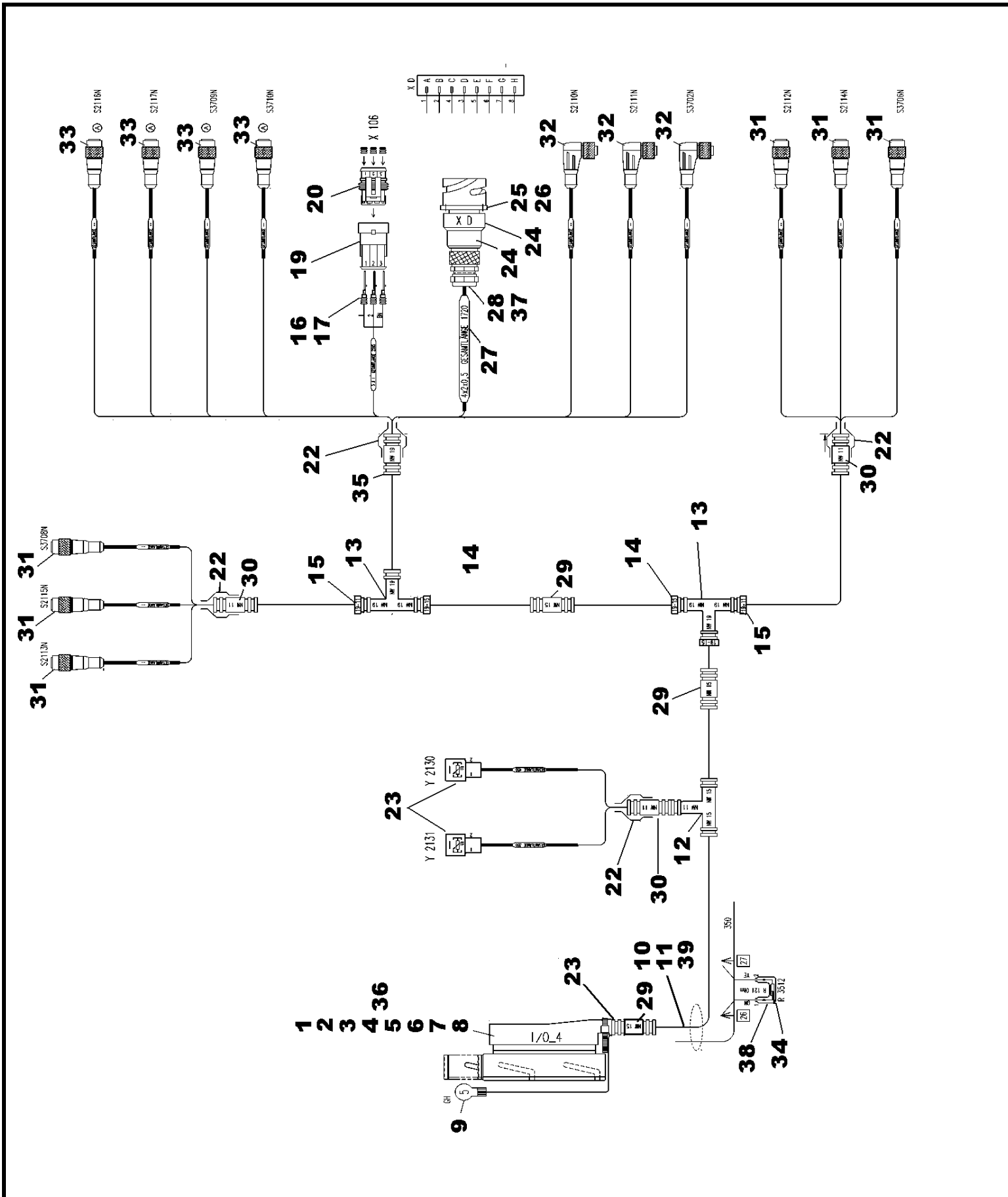
Notes

Manitowoc Cranes

Lit. Nr.	Querschn. mm ²	Farbe	Länge mm	Info	Stecker	Pin	Stecker	Pin
1								
2	0,5	WH	410			1	1/0,4	2
3	0,75	2	450	Isoliert im Stecker/Isoliert im Kabel	Y2130	2		
4	3 x 1	1	2770		X106	1		
5	0,5	WH	360			2	1/0,4	3
6	0,75	2	350	Isoliert im Stecker	Y2131	2		
7	3 x 1	2	2820		X106	2		
8							1/0,4	4
9							1/0,4	5
10							1/0,4	6
11							1/0,4	7
12							1/0,4	8
13							1/0,4	9
14							1/0,4	10
15							1/0,4	11
16							1/0,4	12
17							1/0,4	13
18								
19								
20	0,5	WH	660			13	1/0,4	16
21	0,34	BK	1170	Isoliert im Stecker rechts zu Kabel	S2117N	BK		
22	0,5	WH	610			14	1/0,4	17
23	0,34	BK	1120	Isoliert im Stecker rechts zu Kabel	S2118N	BK		
24	0,5	WH	1080			15	1/0,4	18
25	0,34	BK	600	Isoliert im Stecker rechts verringert	S2115N	BK		
26	0,5	WH	960			16	1/0,4	19
27	0,34	BK	500	Isoliert im Stecker links verringert	S2114N	BK		
28	0,5	WH	560			17	1/0,4	20
29	0,34	BK	1140	Isoliert im Stecker links zu Kabel	S3709N	BK		
30	0,5	WH	810			18	1/0,4	21
31	0,34	BK	880	Isoliert im Stecker links zu Kabel	S2110N	BK		
32	0,5	WH	560			19	1/0,4	22
33	0,34	BK	550	Isoliert im Stecker links verringert	S3708N	BK		
34	0,5	WH	1130			20	1/0,4	23
35	0,34	BK	550	Isoliert im Stecker rechts verringert	S3708N	BK		
36	0,5	WH	900			21	1/0,4	24
37	0,34	BK	530	Stablos verringert	S2110N	BK		
38	0,5	WH	870			22	1/0,4	25
39	0,34	BK	520	Stablos verringert	S2111N	BK		
40	0,5	WH	850			23	1/0,4	26
41	0,34	BK	650	Isoliert im Stecker links verringert	S2112N	BK		
42	0,5	WH	1160			24	1/0,4	27
43	0,34	BK	500	Isoliert im Stecker rechts verringert	S2113N	BK		
44								
45							1/0,4	30
46							1/0,4	31
47							1/0,4	32
48							1/0,4	33
49							1/0,4	34
50							1/0,4	35
51							1/0,4	36
52							1/0,4	37
53								
54				ID-Pin (Tristate)			1/0,4	38
55								
56								
57								
58								
59								
60	2x0,5	GN	210	CAN -		26	1/0,4	40
61	4x2x0,5	3	1320	CAN -	XD	D		
62	2x0,5	GN	100	CAN -	R3512	I		
63	2x0,5	YE	100	CAN +	R3512	2		
64	4x2x0,5	4	1370	CAN +	XD	C		
65	2x0,5	YE	260	CAN +		27	1/0,4	41
66								
67								
68								
69				nicht angeschlossen			1/0,4	42
70	4x2x0,5	5	1770	Gehäuse-Masse	XD	E	1/0,4	GH
71								
72	4x2x0,5	7	1470	+UE		28	XD	G
73	0,5	WH	160		1/0,4	I		
74	0,5	WH	160		1/0,4	15		
75	4x2x0,5	1	650	+UE		3	XD	A
76	0,5	WH	960		1/0,4	29		
77	0,5	WH	960	ID-Pin (High)	1/0,4	38		
78	0,34	BN	450		S2110N	BN		
79	0,34	BN	410		S2111N	BN		
80	0,34	BN	410		S3709N	BN		
81	0,5	WH	100			4		
82	0,34	BN	700		S2113N	BN		
83	0,34	BN	700		S2115N	BN		
84	0,34	BN	700		S3708N	BN		
85	0,5	WH	220			5		
86	0,34	BN	970		S2116N	BN		
87	0,34	BN	970		S2117N	BN		
88	0,34	BN	1040		S3709N	BN		
89	0,34	BN	1040		S2110N	BN		
90	0,5	WH	400			6		
91	0,34	BN	400		S2114N	BN		
92	0,34	BN	400		S2112N	BN		
93	0,34	BN	400		S3708N	BN		
94								
95								
96								
97								
98								
99								
100								

Lit. Nr.	Querschn. mm ²	Farbe	Länge mm	Info	Stecker	Pin	Stecker	Pin
1	4x2x0,5	8	1120	GND		J	XD	H
2	0,5	WH	510		1/0,4	28		
3	0,75	1	450		Y2130	1		
4	0,75	1	300		Y2131	1		
5	3 x 1	BN	2670		X106	3		
6								
7	4x2x0,5	2	600	oncolog GND		8	XD	D
8	0,5	BN	1030		1/0,4	14		
9	0,34	BU	360		S3706N	BU		
10	0,34	BU	770		S3710N	BU		
11	0,34	BU	360		S2111N	BU		
12	0,5	BN	200			9		
13	0,34	BU	650		S3706N	BU		
14	0,34	BU	650		S2115N	BU		
15	0,34	BU	650		S2113N	BU		
16								
17	0,5	BN	320			10		
18	0,34	BU	1020		S2116N	BU		
19	0,34	BU	1020		S2117N	BU		
20	0,34	BU	1090		S3709N	BU		
21	0,34	BU	1090		S2110N	BU		
22	0,5	BN	400			11		
23	0,34	BU	450		S2112N	BU		
24	0,34	BU	450		S2114N	BU		
25	0,34	BU	450		S3706N	BU		
26	4x2x0,5	6	550			12	XD	F
27	0,34	BK	310		S3702N	BK		
28								
29								
30								

Manitowoc Cranes



Manitowoc Cranes

<u>Description</u> LACED WIRING HARNESS I/O 4				<u>Assembly No.</u> 03177226 Revision: B
Item	FN	Part	Qty	Description
1		03325811	1	PROTECTIVE COVER AMP 965643-1
2		03325812	1	RECEPT AMP 1-967281-1 42POLE
3		03041215	5	JUNIOR POWER TIMER 929940-3AMP
4		03041216	5	GASKET 828904-1 AMP
5		03041217	22	MICRO TIMER CONTACT 962876-1 A
6		03041218	22	GASKET 963530-1 AMP
8		03041338	1	BLIND PLUG - AMP 828922-1
9		00550515	1	CRIMP-TYPE CABLE SOCKET
10		02214703	15	CABLE FLRY-B 0,5 WH DIN 72551
11		02318261	2	CABLE FLRY-B 0,5 BN DIN 72551
12		03320769	1	MANIFOLD 9806141 NW15-11-15 SC
13		03317994	2	MANIFOLD 9806102 NW19,19,19 SC
14		03320726	3	REDUCER 7807282 NW19-15 SCHLEM
15		03317995	2	REDUCER 7807294 NW19-11 SCHLEM
16		03317921	3	PIN 183024-1 SUPERSEAL AMP
17		03041855	3	GASKET
18		03317922	1	PIN-CAST IRON 282105-1 3-PIN S
19		03041854	1	Hushing Hsg 282087-1 3-pole Su
20		03317915	3	BLIND PLUG 282081-1 RED AMP
21		02212601	3	PILOT WIRE 3X1,0
22		03320834	1	SHRINK HOSE 324-02760 IMCS(-A)
23		02314212	2	CONNECTOR - PLUG
24		03041151	1	WALL PLUG BOX
25		01374645	4	SLOT ChMS M4x10 A2 ISO 1207
26		01146823	4	*L WASHER 4 A3C DIN 128 A
27		03041113	1	CABLE
28		03041143	1	CABLE CONNECTION PG13,5
29		03320685	1	CORRUGATED TUBE 1927315 NW15 S
30		03317929	1	CORRUGATED TUBE 1927311 NW11 S
31		03319501	6	Cable-plug box Lumberg RKT 4-2
32		03315265	3	CABLE LUMBERG RKWT 4-225/5M
33		03327567	4	Cable-plug box RKMWV 3-224/2M
34		02318067	1	RESISTANCE
35		03317930	1	CORRUGATED TUBE 1927319 NW19 S

Manitowoc Cranes

Description

LACED WIRING HARNESS I/O 4

Assembly No.

03177226

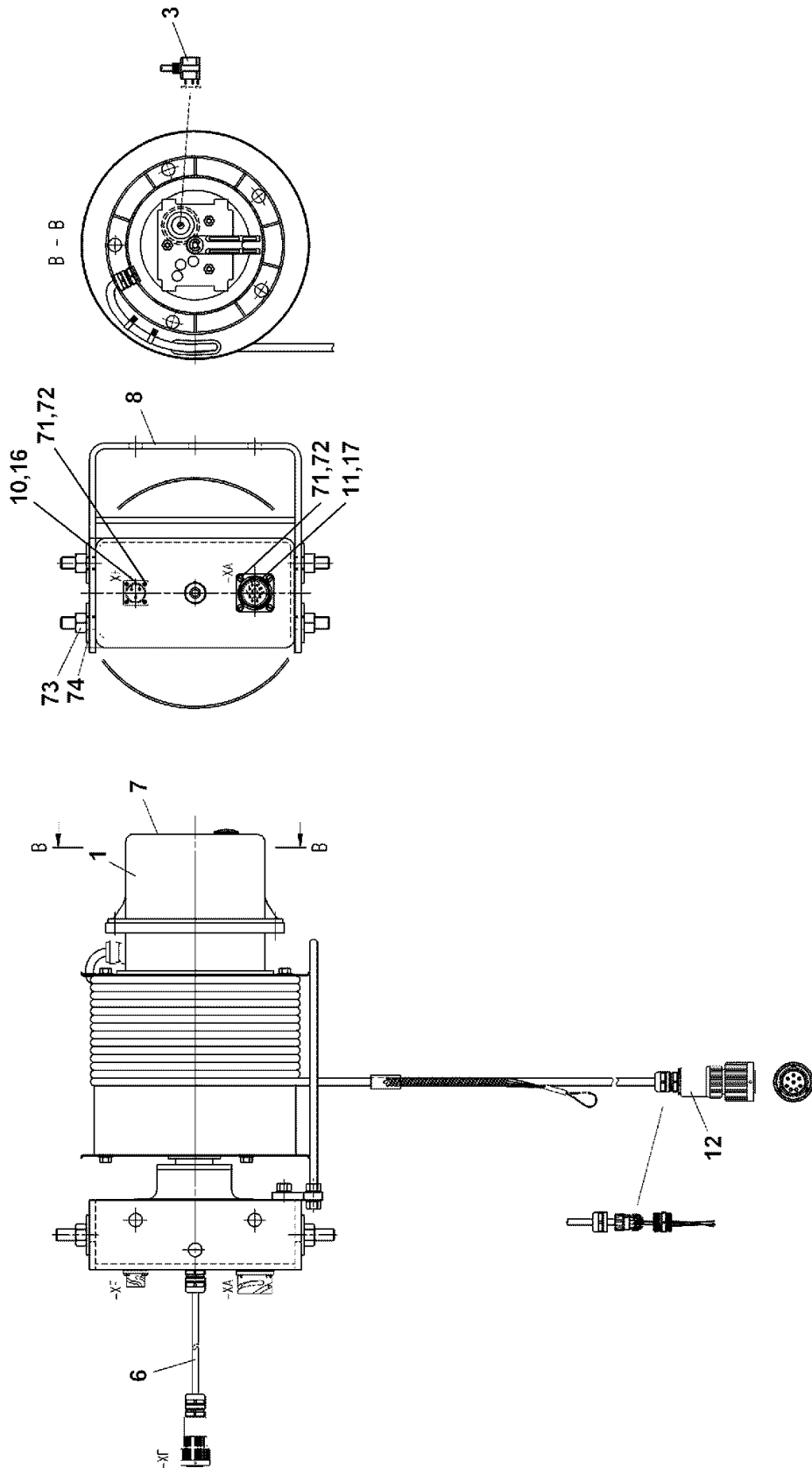
Revision: **B**

Item	FN	Part	Qty	Description
36		03317968	20	MT Blind plug AMP 963531-1
37		00553046	1	REDUCER H PG16-PG13,5 EN 50262
38		02310834	1	SHRINK HOSE 548 772 3,2-1,6 MM
39		03325977	1	TWISTED CAN BUS CABLE FLRY 2X0

Manitowoc Cranes

Notes

Manitowoc Cranes



Manitowoc Cranes

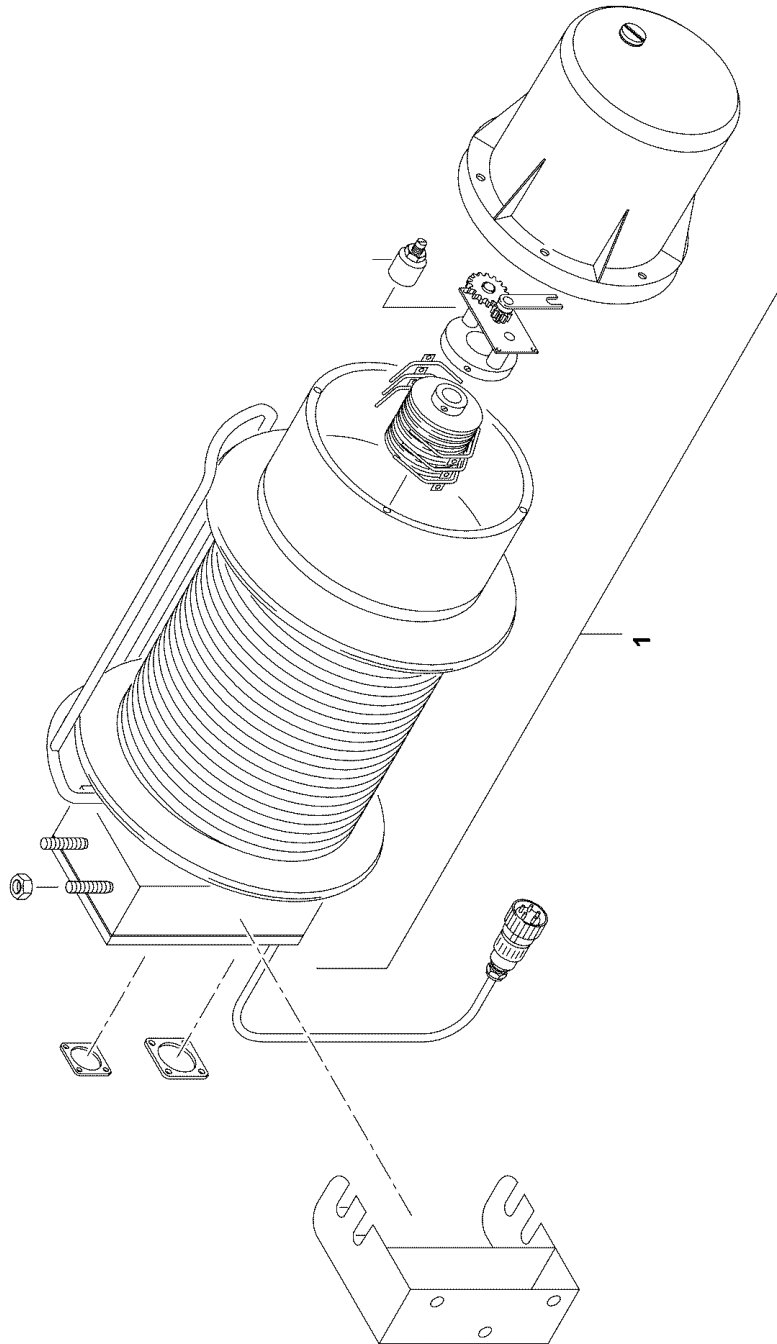
Description
CABLE DRUM GMK 5275

Assembly No.
03155917
 Revision: #

Item	FN	Part	Qty	Description
1	+	03136138	1	SPRING CABLE REEL
3		02318055	1	POTENTIOMETER
6	+	03053175	1	LACED WIRING HARNESS LMB EKS 4, ANGLE UNIT-CABLE DRUM INCLUDES THE FOLLOWING PARTS
	+	02210332	1	PLUG
	+	03041141	1	HSK-M-EMV CABLE CONNECTION 1.6
	+	03041112	2	CABLE 2x2x0,5 SHIELDED, TRAILI
	+	03041112	2	CABLE 2x2x0,5 SHIELDED, TRAILI
	+	01374339	1	HOSE - INSULATING
7		03109716	1	DECAL - MODEL NUMBER
8		03054949	1	HOLDING FOR CABLE DRUM
10		03041586	1	SOCKET,
11		01573460	1	SOCKET,
12	+	01573458	1	PLUG
16		01576520	1	GASKET
17		01573449	1	GASKET
71		01374637	8	SLOT
72		01374338	8	SPRING WASHER
73		00437644	4	HEX NUT M12 8-A3C ISO 4032
74		03046056	4	WASHER

+ SEE FURTHER BREAKDOWN THIS GROUP

Manitowoc Cranes



Manitowoc Cranes

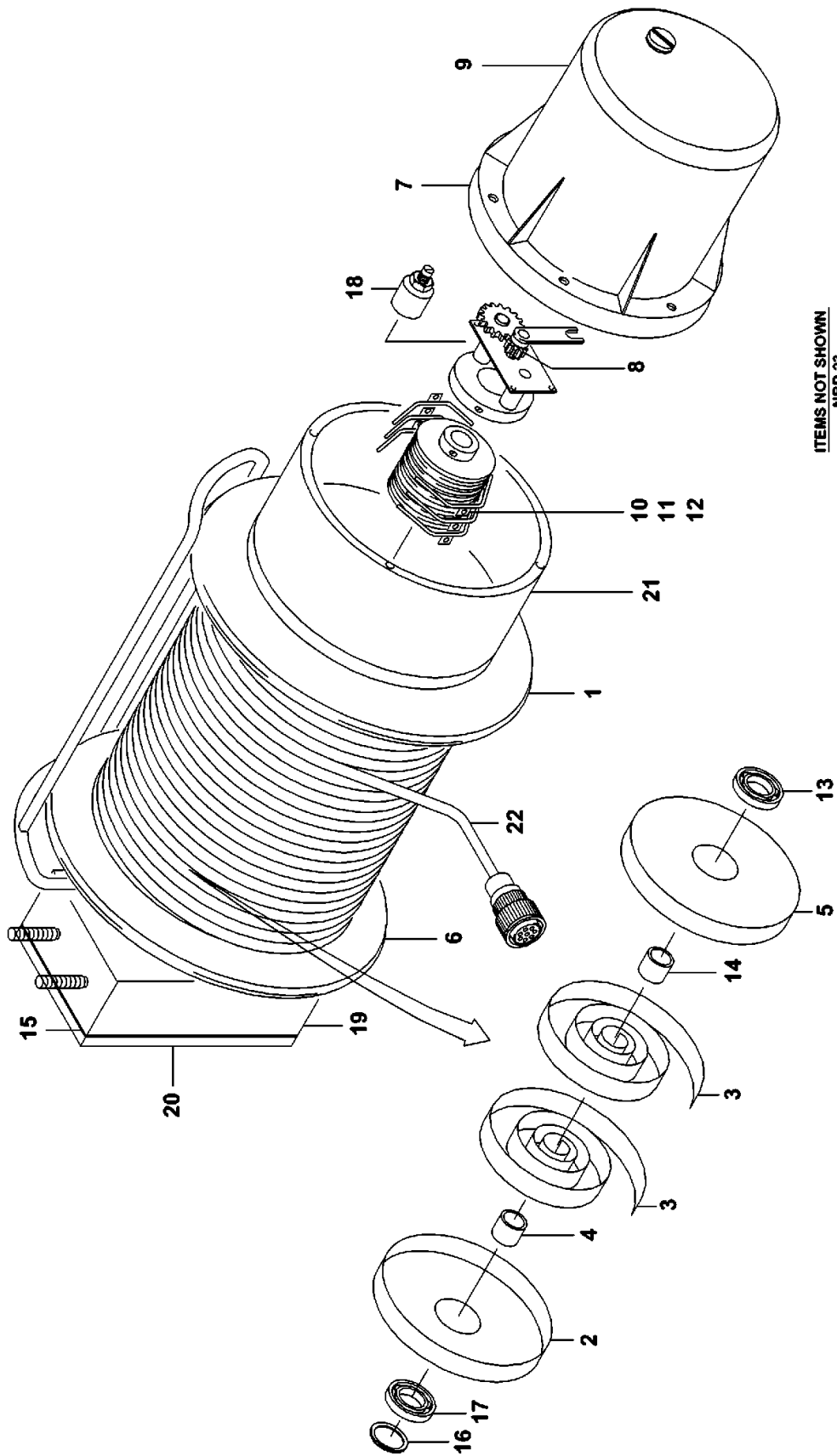
Description
SPRING CABLE REEL

Assembly No.
03136138
Revision: **A**

Item	FN	Part	Qty	Description
1	+	03137322	1	SPRING CABLE REEL ASSEMBLY

+ SEE FURTHER BREAKDOWN THIS GROUP

Manitowoc Cranes



ITEMS NOT SHOWN
NBR 23

Manitowoc Cranes

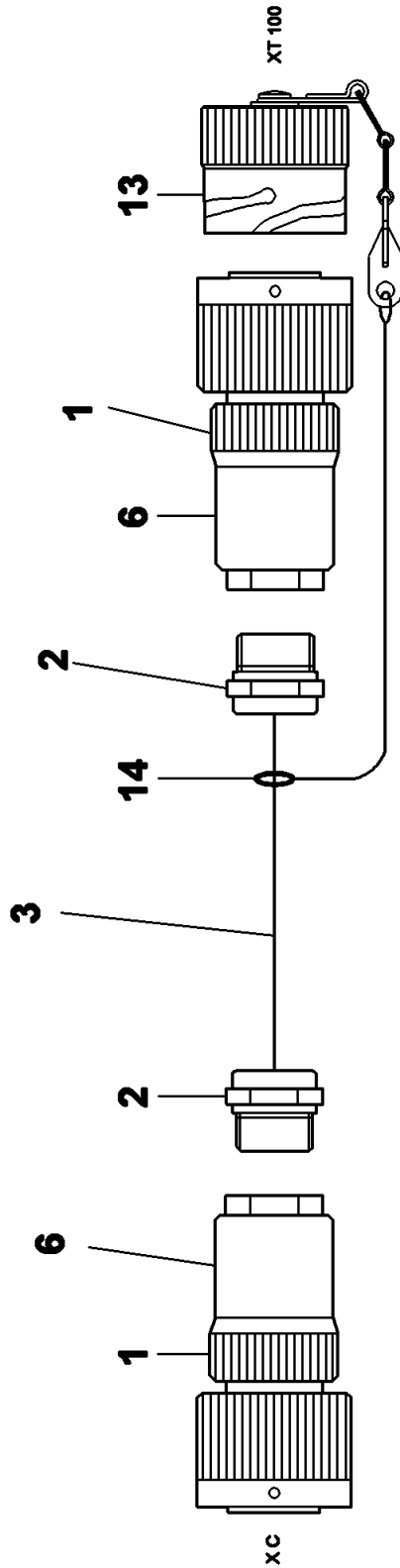
Description
SPRING CABLE REEL ASSEMBLY

Assembly No.
03137322
 Revision: #

Item	FN	Part	Qty	Description
1		03328292	1	ROUND
2		03324685	1	SPRING BOX
3		03324686	2	MOTIVE SPRING
4		03324687	1	NUT
5		03324688	1	SPRING BOX
6		03328293	1	ROUND
7		03328294	1	O-RING
8		03137327	1	GEARPOTI WHEEL
9		03326956	1	CAP
10		03324693	4	CURRENT COLLECTOR
11		03324707	8	SLIP RING
12		03324695	5	INSULATING RING
13		00118223	1	GROOVED BALL BEARING
14		03324696	1	NUT
15		03324697	1	GASKET
16		01930104	1	V-SEALING RING
17		03320123	1	GROOVED BALL BEARING
18		02318055	1	POTENTIOMETER
19		03137328	1	FOOTFLANGE
20		03137335	1	BOTTOM PLATE
21		03137329	1	BOTTOM
22		03137330	1	HARNESS ASSY, LACED WIRING
23	#	03328371	1	LACED WIRING HARNESS FLT 2M

SERVICED AS AN ASSEMBLY ONLY

Manitowoc Cranes



ITEMS NOT SHOWN
NBR 7
NBR 8
NBR 9

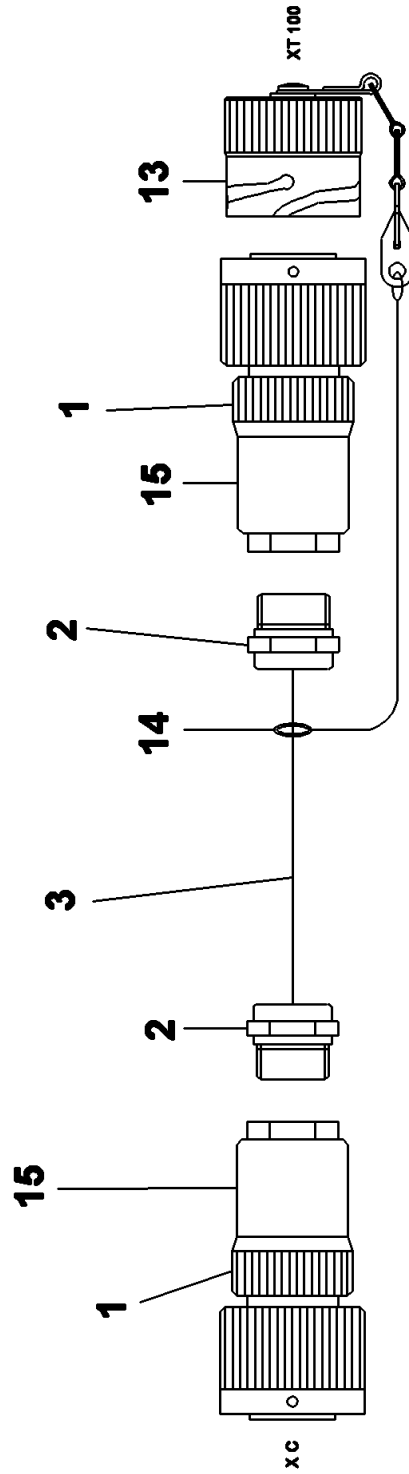
Manitowoc Cranes

Description
CABLE ASSEMBLY

Assembly No.
80019763
Revision: #

Item	FN	Part	Qty	Description
1		02312440	2	PLUG
2		01375640	2	CABLE CONNECTOR 90368 PG16/11.
3		03046653	4	CABLE
6		02310834	1	SHRINK HOSE 548 772 3,2-1,6 MM
7		03007835	1	PLATE
8		03046536	1	PLASTIC WHITE TAG
9		00554244	1	CABLE NYLON CLIP
13		01577887	1	HOOD,DUST
14		00553652	1	RING, 22X1 KEY

Manitowoc Cranes



ITEMS NOT SHOWN
NBR 7
NBR 8
NBR 9

Manitowoc Cranes

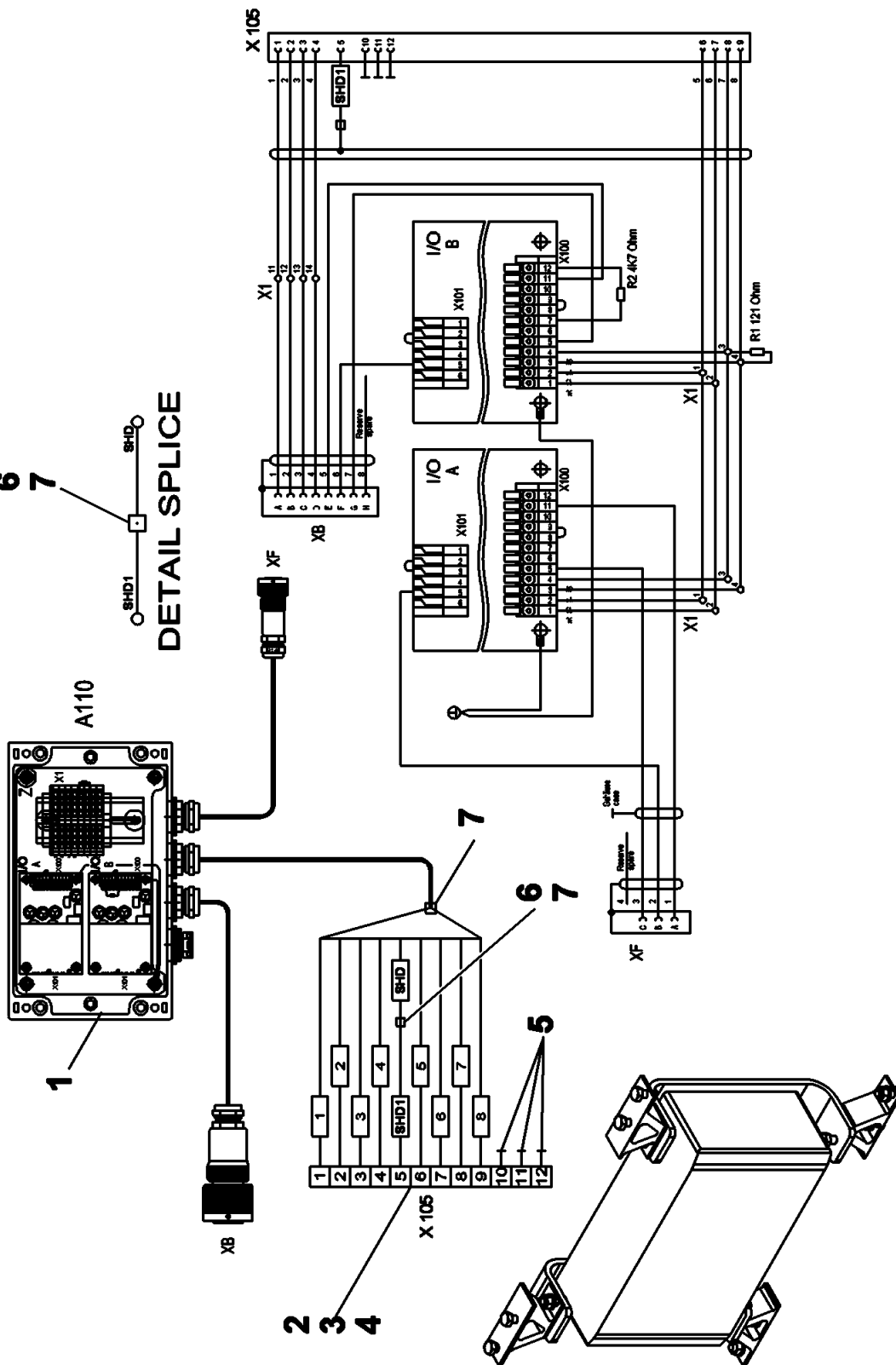
Description
CABLE ASSEMBLY

Assembly No.
80019762
Revision: #

Item	FN	Part	Qty	Description
1		01573459	2	PLUG CA06COM-PG20-27S-B-01-44
2		03046591	2	CONNECTOR
3		03046653	4	CABLE
7		03007835	1	PLATE
8		03046536	1	PLASTIC WHITE TAG
9		00554244	1	CABLE NYLON CLIP
13		01577887	1	HOOD,DUST
14		00553652	1	RING, 22X1 KEY
15		02310834	1	SHRINK HOSE 548 772 3,2-1,6 MM

Manitowoc Cranes

WIRE NO	COLOR	SAE SIZE	LENGTH TOT IN	TP	B/M ITEM NO	REMARKS	TP	B/M ITEM NO	REMARKS
SHD1	WHT	18	2	X105	6		X105	6	SEE DETAIL



Manitowoc Cranes

Description

ANGULAR UNIT MAIN JIB-MODIFIED

Assembly No.

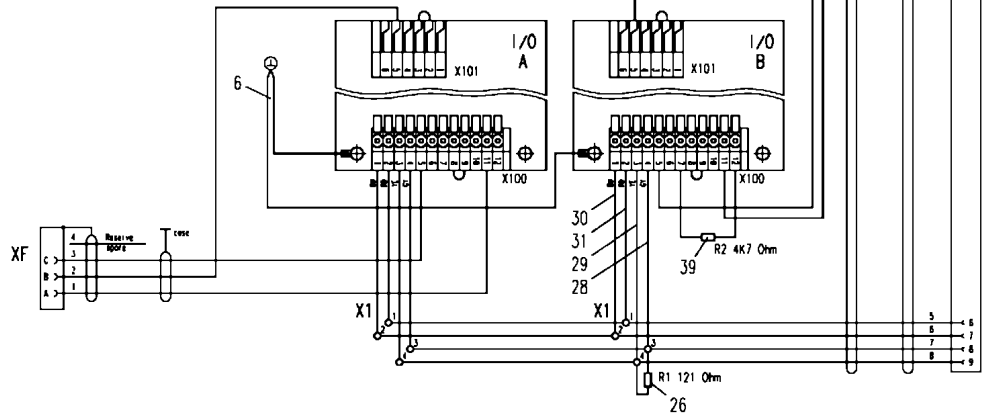
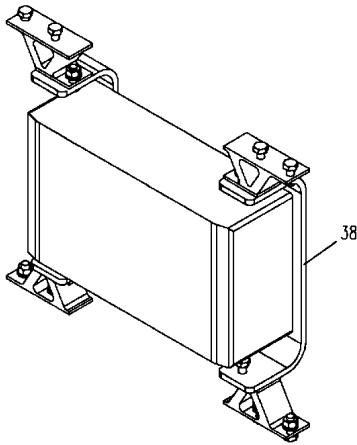
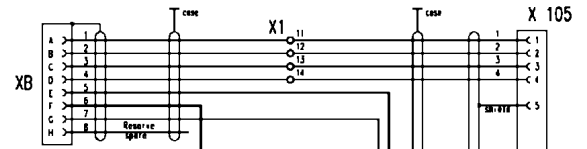
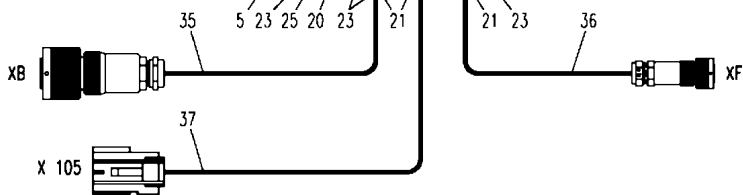
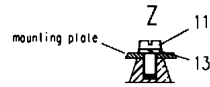
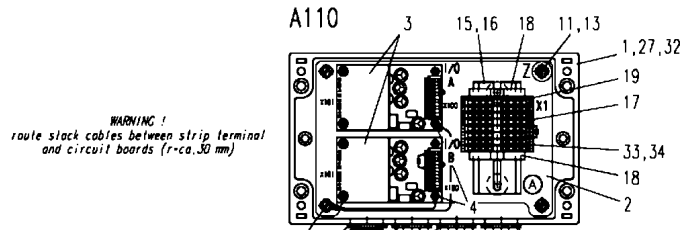
80014919

Revision: #

Item	FN	Part	Qty	Description
1	+	03155931	1	ANGULAR UNIT, MAIN-JIB GMK 5275
2		7709000846	1	PLUG, 12 SOCKET
3		80008792	1	180DEG BSHELL 247-1205
4		7826000626	9	SOCKET, 16 - 18 AWG
5		7689000503	3	PLUG, SEALING 16 - 12 AWG
6		7892000194	1	PARALLEL, NON - INSULATED 16 - 14 AWG
7		8594100256	1	TUBING, HEAT SHRINK 1/4" I.D. LINER, MELTABLE (QUANTITY IN FEET)

+ SEE FURTHER BREAKDOWN THIS GROUP

Manitowoc Cranes



NOT SHOWN
NBR 4

Manitowoc Cranes

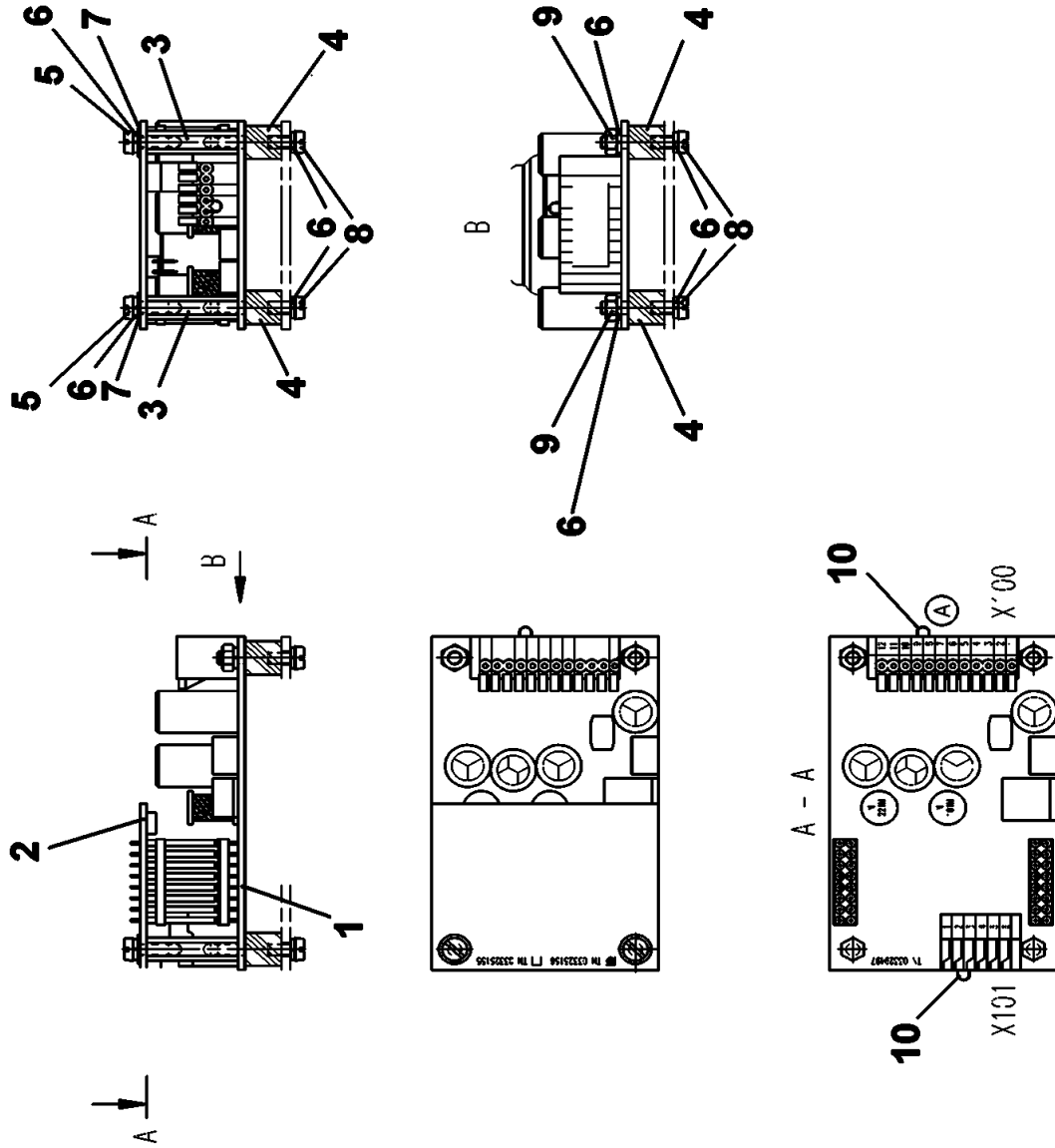
Description
ANGULAR UNIT, MAIN-JIB GMK 5275

Assembly No.
03155931
Revision: **A**

Item	FN	Part	Qty	Description
1		03103567	1	TERMINAL BOX
2		03099903	1	MOUNTING PLATE
3	+	03155915	2	ELECTRICAL PARTS-ANGLE SENSOR
4		01148154	2	CRIMP-TYPE CABLE SOCKET
5		03324495	1	CRIMP-TYPE CABLE SOCKET
6		02214703	1	CABLE FLRY-B 0,5 WH DIN 72551
11		01374654	4	SLOTTED SCREW M5X10
13		01146676	4	SPRING WASHER
15		01204343	2	TAPER PLUG RIVET 4.8X13
16		01926022	1	RAIL
17		03323139	8	LINE UP TERMINAL
18		01205297	2	END ANGLE
19		03323141	1	STOP PLATE
20		03329513	1	PRESS BALANCE ELEMENT
21		03323260	3	EMV-CABLE CONN
23		03324210	4	REDUCER ,M25X1,5-M16X1,5
25		03329514	1	REDUCER, M16X1,5-M12X1,5
26		02318067	1	RESISTANCE
27		03007835	1	PLATE
28		01374327	0	PVC-CABLE STRAND LIY 1X0,5/1,8
29		03325477	0	CABLE FLRY-
30		01374329	0	PVC-CABLE STRAND LIY 1X0,5/1,8
31		01374328	0	PVC-CABLE STRAND LIY 1X0,5/1,8
32		01375080	1	THREAD LOCK LACQUER GRAY
33		03323615	1	NAMEPLATE 793-502 WAG
34		03324496	1	NAMEPLATE
35	+	03155923	1	HARNESS ASSY, LACED WIRING
36	+	03155932	1	HARNESS DRUM TELECYL-ANGLE UNIT
37	+	03155933	1	HARNESS TURNTABLE-ANGLE UNIT
38	+	03155916	1	HOLDER ANGLE UNIT
39		02210979	1	RESISTANCE

+ SEE FURTHER BREAKDOWN THIS GROUP

Manitowoc Cranes



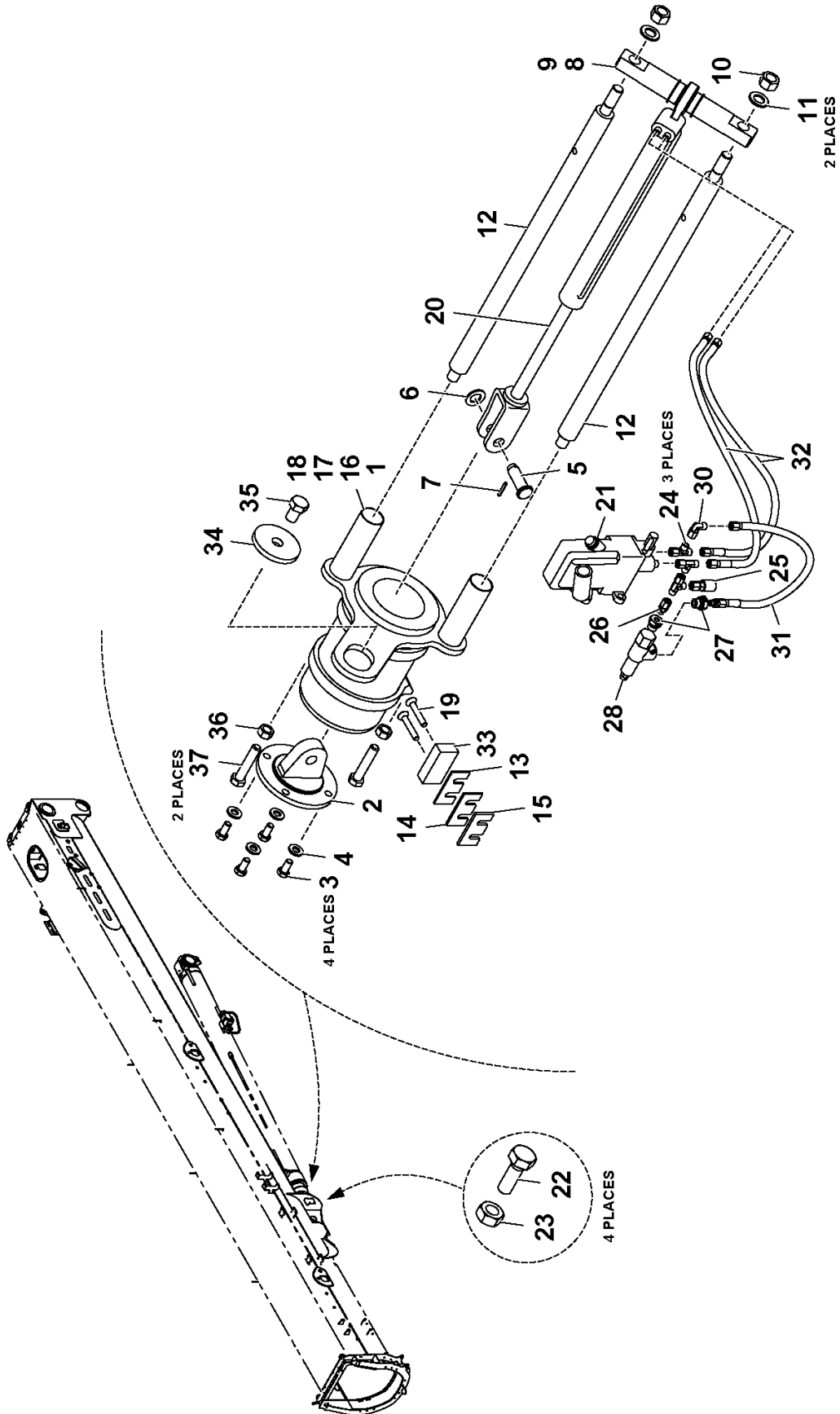
Manitowoc Cranes

Description
ELECTRICAL PARTS-ANGLE SENSOR

Assembly No.
03155915
 Revision: **B**

Item	FN	Part	Qty	Description
1		03329497	1	Printed circuit board can io E
2		03325156	1	CIRCUIT BOARD, PRINTED TILT SENSOR
3		01926941	2	Spacer bolt DI 20mm M3X20 Ms R
4		03325499	4	Rubber metal buffer 05000226_4
5		01374644	2	Slot ChMS M3x8 A2 ISO 1207
6		01374312	8	L WASHER 3 HRC44-51 DIN 7980
7		00434468	2	WASHER 3 200HV-A2 ISO 7089
8		01374316	4	Slot ChMS M3x6 A2 ISO 1207
9		01923996	2	NUT
10		02214703	1	CABLE FLRY-B 0,5 WH DIN 72551

Manitowoc Cranes



ITEM NOT SHOWN NBR. 29

Manitowoc Cranes

Description

PIN INSTALLATION - UPPER LIFT CYLINDER

Assembly No.

80011557

Revision: **A**

Item	FN	Part	Qty	Description
1		80014205	1	PIN REWORK-UPPER LIFT CYLINDER INCLUDES THE FOLLOWING PARTS
		03055148	1	AXLE
		6200140448	2	BUSHING
2		03114448	1	COVER
3		7126211253	4	CAP SCREW, M12 X 25MM HEX HEAD
4		7949000235	4	WASHER, 1/2" I.D. FLAT
5		02252052	1	PIN B-20
6		7951270014	1	WASHER, 20MM
7		00439145	1	COTTER PIN 5X32 ISO 1234
8		03114451	1	BAR
9		00028199	2	RING, SNAP
10		00434712	2	NUT, M20 HEX
11		00437531	2	WASHER, FLAT
12		03007711	2	HALTESTANGE (SUPPORT ROD)
13		03157407	1	SPACER T-5
14		03157408	0	SPACER T-4 AS REQUIRED TO MEET DIMENSION
15		03157409	0	SPACER T-3 AS REQUIRED TO MEET DIMENSION
16		03157344	2	SPACER RING T-22
17		03157410	0	SPACER RING T-20 AS REQUIRED TO MEET DIMENSION
18		03157411	0	SPACER RING T-23 AS REQUIRED TO MEET DIMENSION
19		01373882	2	COUNTERSUNK SCREW M10X60
20		01924182	1	CAB LIFT CYLINDER INCLUDES THE FOLLOWING PARTS
		02212270	1	Piston rod 056 606 3 MONTIERT
		01927578	1	Gasket set 055 358 1 WEBER-HYD
		03324331	1	Sealing ring 80 865 2 A12/15,
		03324332	1	Gasket 88 994 6 22/32x7,3 B3
		03320483	1	Thresded ferrute 56 431 5 WEBE
		03320484	1	Thresded ferrute 56 598 9 WEBE
21		01924183	1	HAND PUMP INCLUDES THE FOLLOWING PARTS
		01927579	1	Gasket set 056 074 0 WEBER-HYD
		02316822	2	Thresded ferrute 37 086 0 WEBE

Manitowoc Cranes

Description

PIN INSTALLATION - UPPER LIFT CYLINDER

Assembly No.

80011557

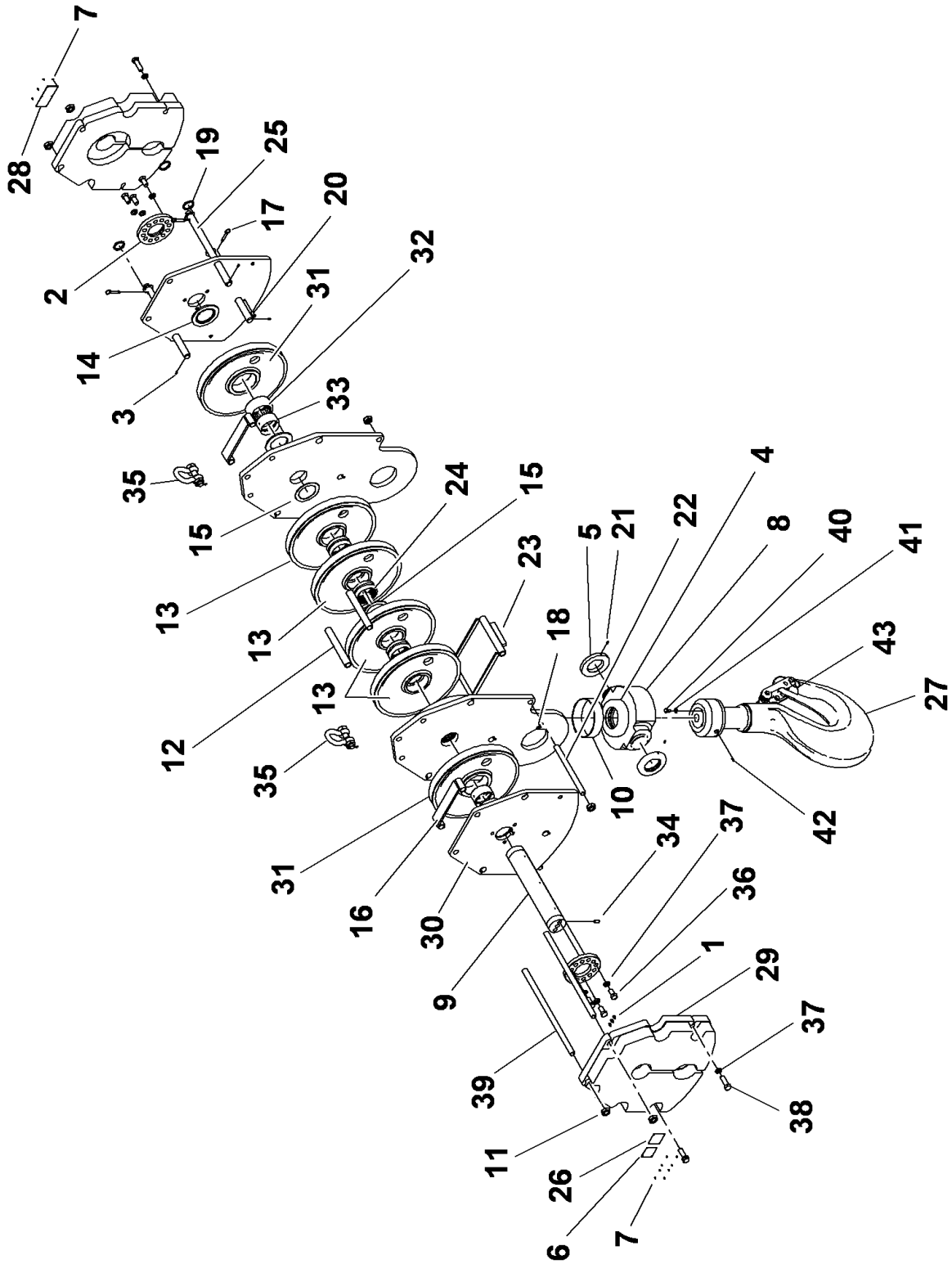
Revision: **A**

Item	FN	Part	Qty	Description
		02316823	1	Filter 51 628 7 WEBER-HYDRAULI
		02316824	2	Snap ring 52 356 9 WEBER-HYDRA
		02316825	1	Washer 69 651 0 WEBER-HYDRAULI
		02316826	1	Piston guide 69 652 8 WEBER-HY
		00436163	4	LOCK WASHER
		00438178	1	Shim ring 20X28X1 DIN 988
		00028205	1	Retaining ring 20X1,2 Spring s
		02316828	1	Lever holder 410 034 4 WEBER-H
		02316829	1	Spring type straight pin 80 92
		02316830	1	Dowel pin 80 927 6 WEBER-HYDRA
		00103735	4	SOCKET-HEAD SCREW
		02316831	1	Oil tank 210 065 7 WEBER-HYDRA
		02316832	1	Valve case 312 687 0 WEBER-HYD
		02316833	1	Seal body 314 100 4 WEBER-HYDR
		02316834	1	Pressure spring 405 034 7 WEBE
		02316835	1	Cam cpl. 405 313 3 WEBER-HYDRA
		02316827	1	Piston 407 290 1 WEBER-HYDRAUL
22		7126191350	4	CAP SCREW, M10X30 HEX HEAD
23		7661190003	4	NUT, HEX 10MM
24		01576173	2	6L BARREL TEE
25		02214308	1	CONNECTING ADAPTER
26		01681324	1	PIPE UNION
27		00553234	2	REDUCING PIPE
28		02318219	1	RELIEF VALVE
29		01576159	1	PIPE UNION
30		01575140	1	UNION EW 6-L/OMDK PARKER-ERMET
31		7562101901	1	1/4 HOSE SW F STR X SW F STR
32		7562102401	2	1/4 HOSE SW F STR X SW F STR
33		03157406	1	PLATE
34		03005900	1	F WASHER 21X90X10
35		01575487	1	HHCS M20X30
36		7661240003	2	NUT, HEX 16MM N.C.
37		00434696	2	HHCS M16x80 -8.8 ISO 4017
38		02254329	1	PIPE UNION
39		01925956	1	T-REDUCING UNION

Manitowoc Cranes

Notes

Manitowoc Cranes



Manitowoc Cranes

Description
HOOK BLOCK 100 UST (GMK)

Assembly No.
7086002237
 Revision:

Item	FN	Part	Qty	Description
1		9086100151	7	FITTING
2		9086101003	2	NUT
3		9086100204	3	PIN, ROLL
4		9086100258	1	BEARING, THRUST
5		9086101302	2	NUT
6		9086100137	1	PLATE, CAUTION
7		9086100327	14	DRIVE SCREW
8		9086101299	1	HOUSING, SWIVEL
9		9086101000	1	PIN
10		9086101300	1	COVER, BEARING
11		9086100061	8	NUT
12		9086100987	2	SPACER
13		9086101296	5	WHEEL, SHEAVE
14		9086100995	4	WASHER,
15		9086100986	6	WASHER,
16		9086101304	2	STABILIZER ASSY.
17		9086100584	3	PIN, QUICK RELEASE
18		9086100813	1	S-HOOK
19		9086100815	3	RING, SPLIT
20		9086100801	1	CAP SCREW,
21		9086100249	2	SET SCREW
22		9086101079	2	BOLT, TIE
23		9086101298	1	GUIDE ASSY.
24		9086100985	5	BEARING
25		9086101006	3	PIN
26		9086101217	1	PLATE, NAME / RATING
27		9086101301	1	HOOK & NUT ASSY.
28		9086100920	1	CAUTION PLATE
29		90018659	2	PLATE, SIDE WEIGHT
30		90018660	1	PLATE GROUP, SIDE SET
31		9086101303	2	WHEEL, SHEAVE
32		9086100602	2	BEARING
33		9086100997	2	BEARING
34		9086100269	1	PIN, ROLL

Manitowoc Cranes

Description
HOOK BLOCK 100 UST (GMK)

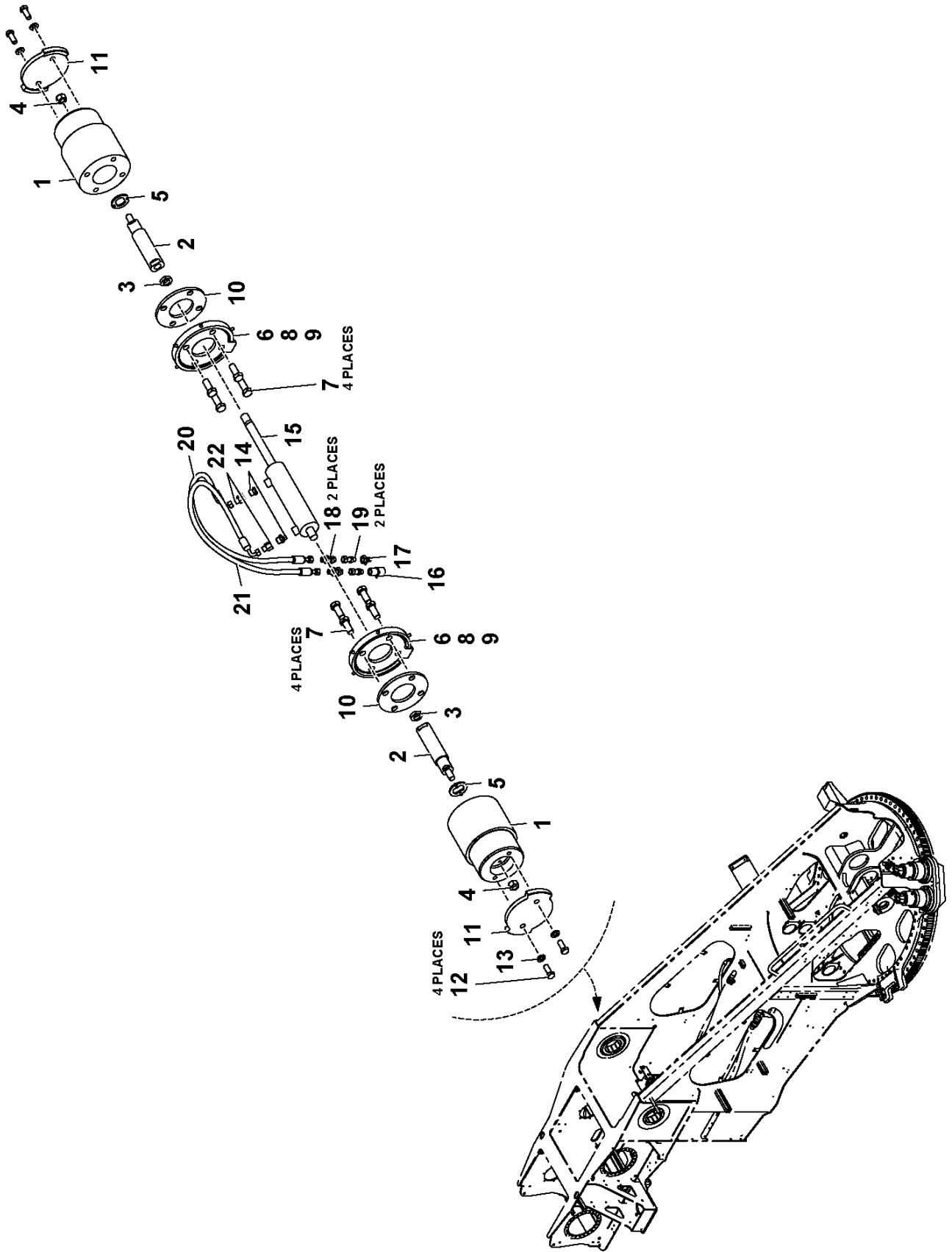
Assembly No.
7086002237
 Revision:

Item	FN	Part	Qty	Description
35		9086100953	2	LINK, SAFETY
36		9086100702	6	CAP SCREW,
37		9086100705	10	WASHER, LOCK
38		9086100974	4	CAP SCREW,
39		9086101306	2	BOLT, TIE
40		9086100994	2	SCREW,
41		9086100993	2	WASHER,
42		7440030000	1	FITTING, STRAIGHT GREASE 1/4" N.P.T.
43		9086100713	1	LATCH, KIT INCLUDES THE FOLLOWING PARTS
		9086100557	2	RING, RETAINER E-CLIP
		9086100555	1	SPRING
		9086100556	1	PIN, GROOVED
		9086100558	1	PIN, QUICK RELEASE

Manitowoc Cranes

Notes

Manitowoc Cranes



Manitowoc Cranes

Description

BOOM PIVOT INSTALLATION

Assembly No.

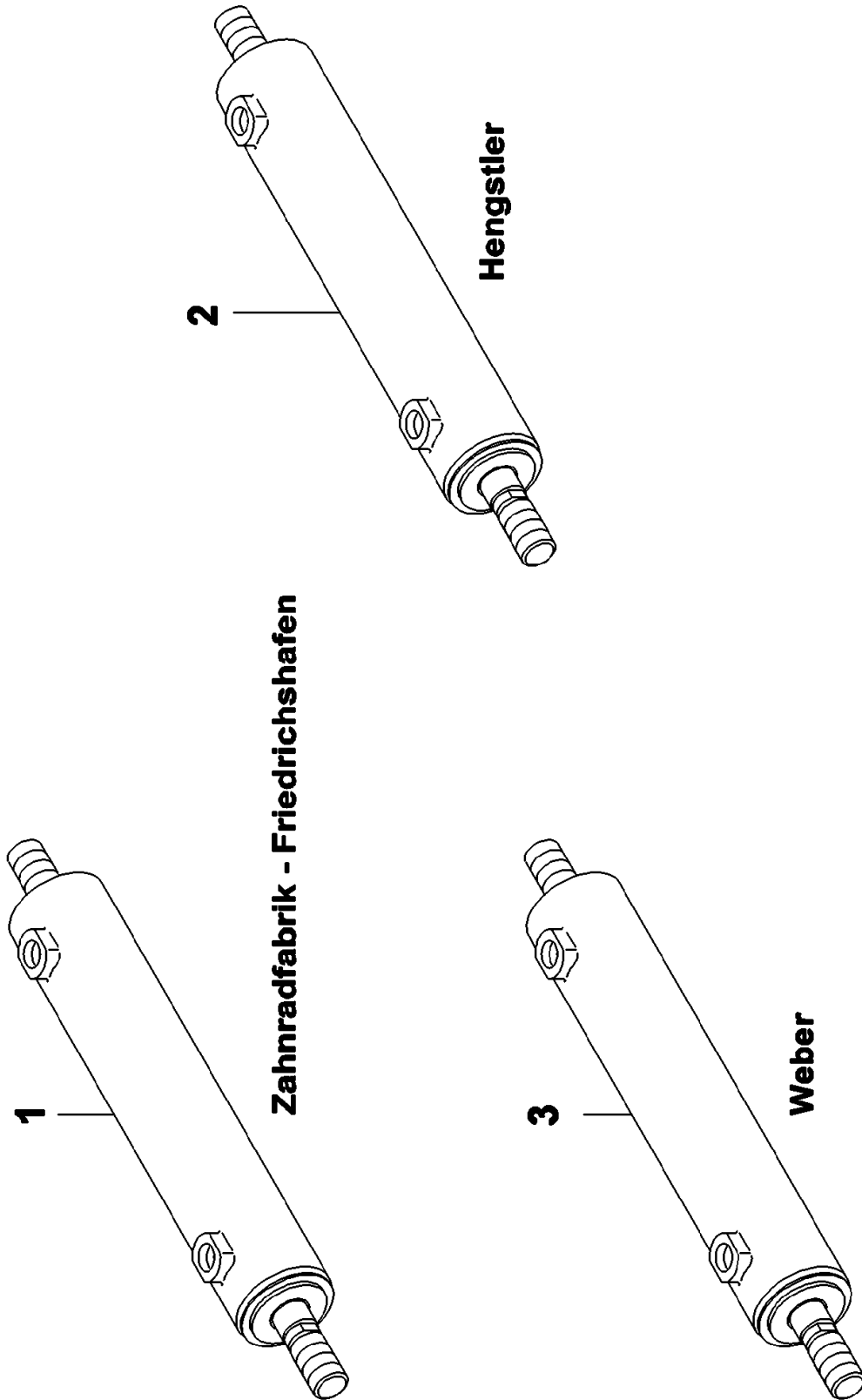
80013611

Revision: **B**

Item	FN	Part	Qty	Description
1		03114412	2	AXLE 30CrNiMo8 V
2		03120697	2	BOLT 42CrMo4 V
3		03114415	2	NUT S960 QL
4		00436503	2	Hex L Nut M20 10-fIZn ISO 7040
5		03114402	2	SAFETY DEVICE
6		03114413	2	SAFETY DEVICE
7		00119350	8	HHCS M20x50 -10.9 ISO 4017
8		03114414	2	GUIDE RING
9		00436690	10	SET SCREW M8X20 22H DIN 553
10		03120696	2	ADAPTER PLATE
11		03055157	2	COVER
12		00103216	4	HEXAGON HEAD SCREW
13		7949000617	4	WASHER, 5/8" I.D.
14		80013994	2	MALE ADAPTER ORFS/METRIC
15	+	03011141	1	STEERING CYLINDER
16		7364001601	1	COUPLER, FEMALE AND DUST PLUG
17		7364001602	1	COUPLER, MALE AND DUST CAP
18		7447060617	2	UNION, BULKHEAD
				INCLUDES THE FOLLOWING PARTS
		7755011002	1	O-RING
19		7447060640	2	ADAPTER, STRAIGHT
				INCLUDES THE FOLLOWING PARTS
		7755012002	1	O-RING
		7755906002	1	O-RING
20		7555203201	1	3/8" I.D. X 32"
21		7555204201	1	HOSE ASSY, 3/8" I.D. X 42" LONG
22		7447080613	2	REDUCER

+ SEE FURTHER BREAKDOWN THIS GROUP

Manitowoc Cranes



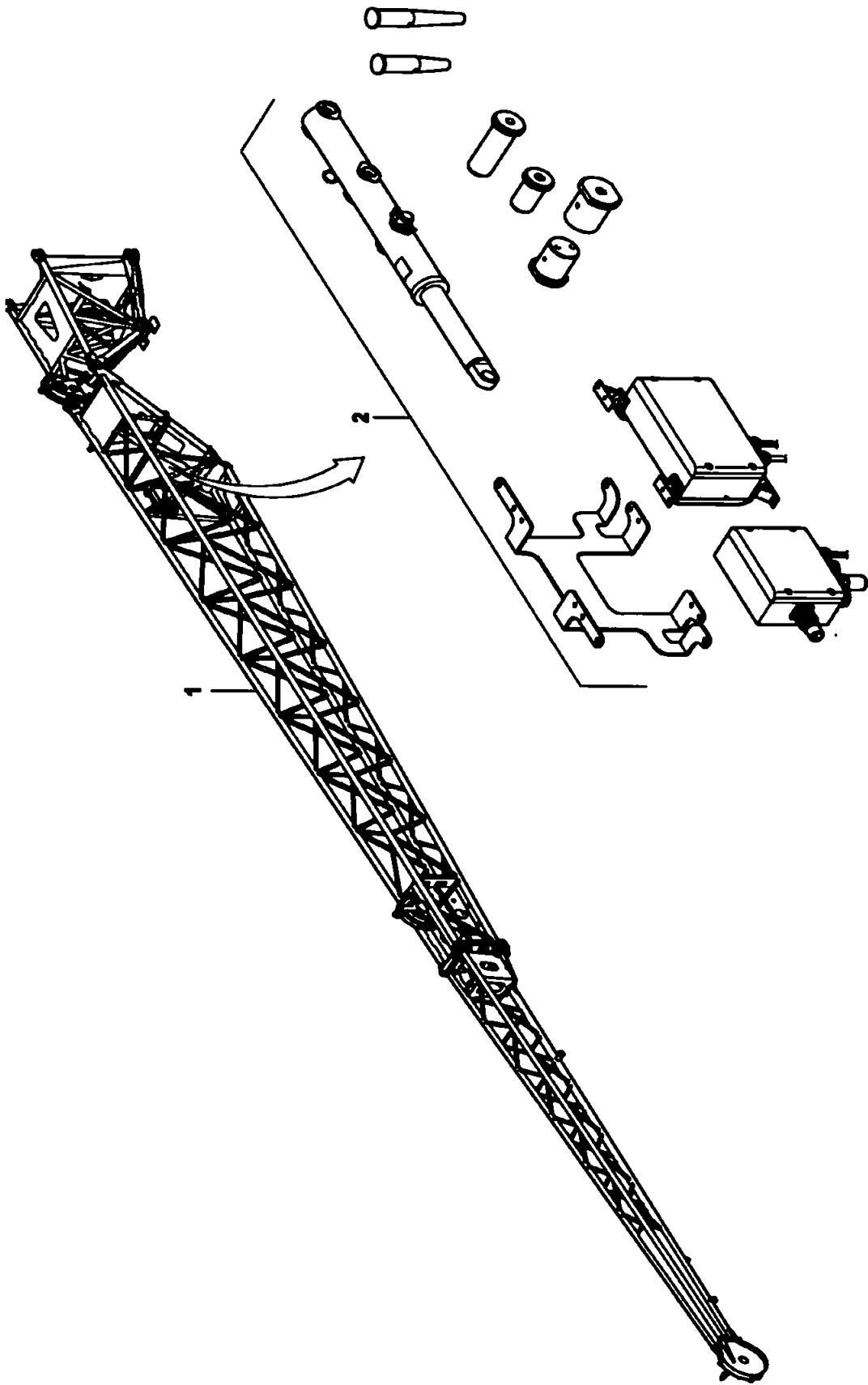
Manitowoc Cranes

Description
STEERING CYLINDER

Assembly No.
03011141
Revision: **B**

Item	FN	Part	Qty	Description
1		03046012	1	STEERING CYLINDER ZF (ZF) INCLUDES THE FOLLOWING PARTS
		03316083	1	GASKET SET
		03316084	1	SET OF SMALL PARTS
		03042621	1	BARREL, CYLINDER
		03042622	1	PISTON ROD
		02317839	1	PISTON
		03316085	1	GUIDE
2		03046013	1	STEERING CYLINDER HYCO (HENGSTLER) INCLUDES THE FOLLOWING PARTS
		03045887	1	CYL TUBE
		03045888	1	PISTON ROD
		03045889	1	GUIDE HEAD
		03045890	1	PISTON
		03045891	1	HEX NUT
		03045892	1	SNAP RING
		03045893	1	L-RING
		03045894	1	GASKET SET
3		03323026	1	STEERING CYLINDER (WEBER) INCLUDES THE FOLLOWING PARTS
		03324260	1	GASKET SET
		03324261	1	GUIDE PIECE
		03324262	1	PISTON

Manitowoc Cranes



Manitowoc Cranes

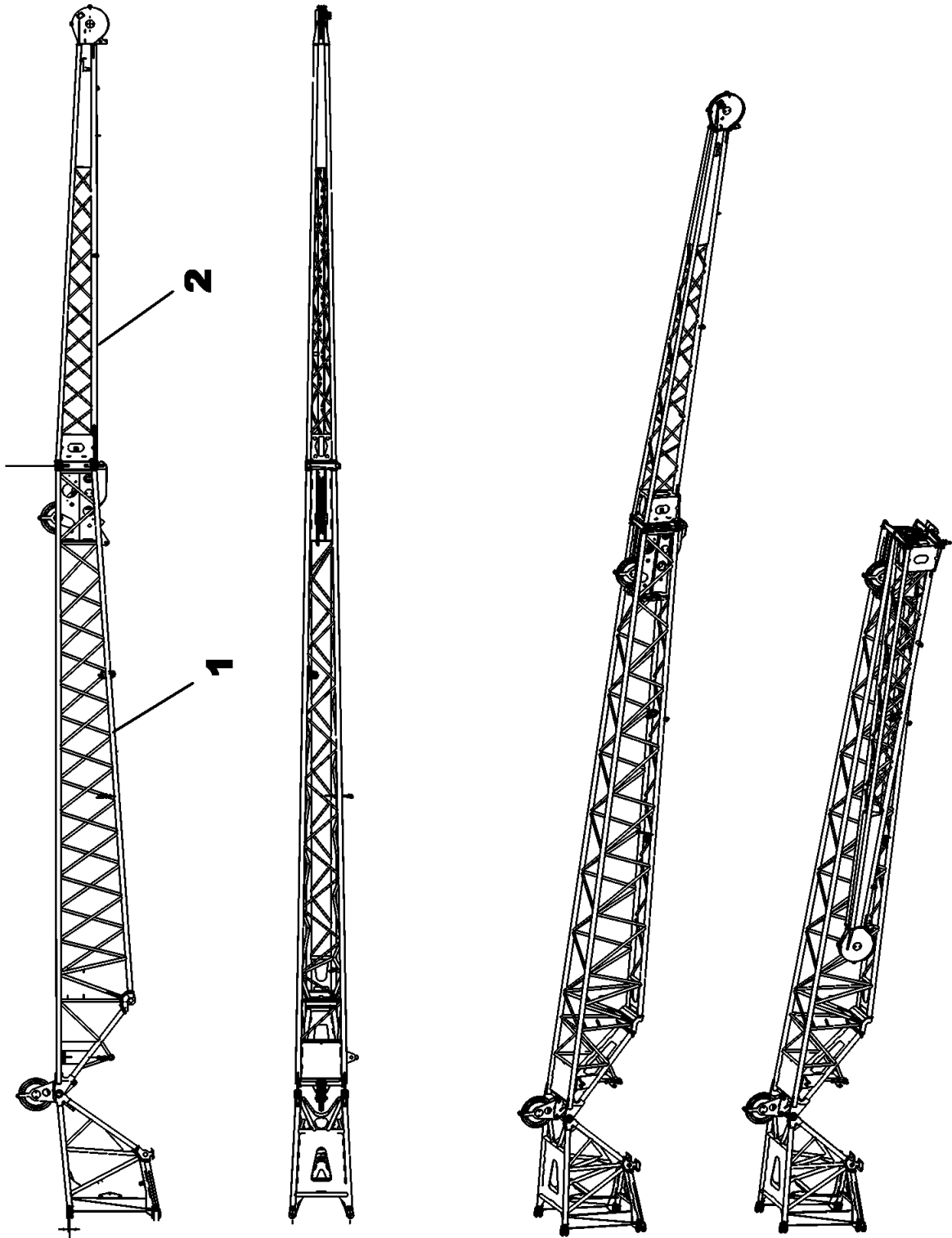
Description
JIB 18M MECH

Assembly No.
03187669
Revision: #

Item	FN	Part	Qty	Description
1	+	03176599	1	JIB 18M STANDARD
2	+	03176605	1	MECH. ANGLE POSITION STANDARD

+ SEE FURTHER BREAKDOWN THIS GROUP

Manitowoc Cranes



Manitowoc Cranes

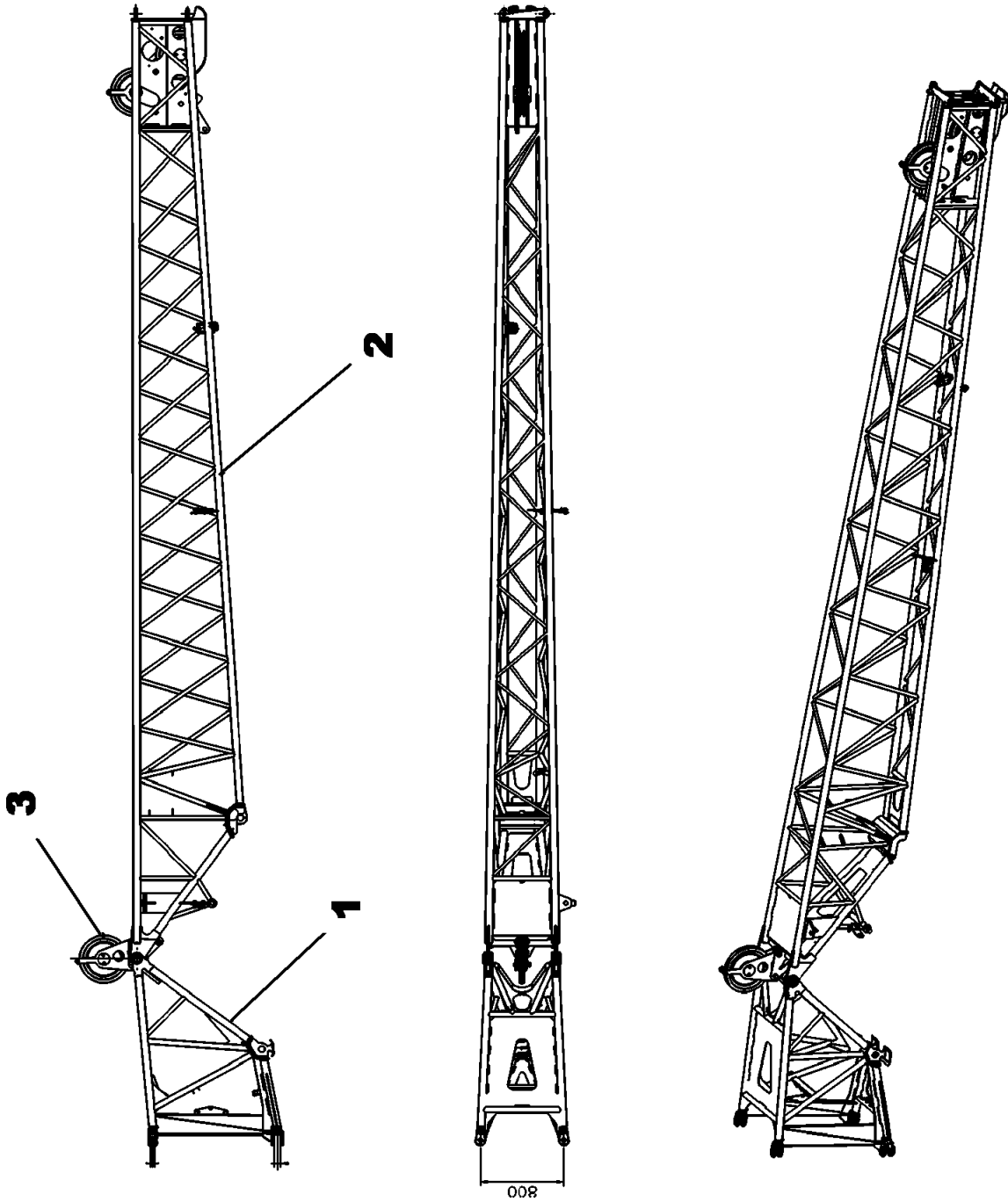
Description
JIB 18M STANDARD

Assembly No.
03176599
Revision: #

Item	FN	Part	Qty	Description
1	+	03176600	1	JIB 11M STANDARD
2	+	03176617	1	HINGED JIB 11-18M 7M PART

+ SEE FURTHER BREAKDOWN THIS GROUP

Manitowoc Cranes



Manitowoc Cranes

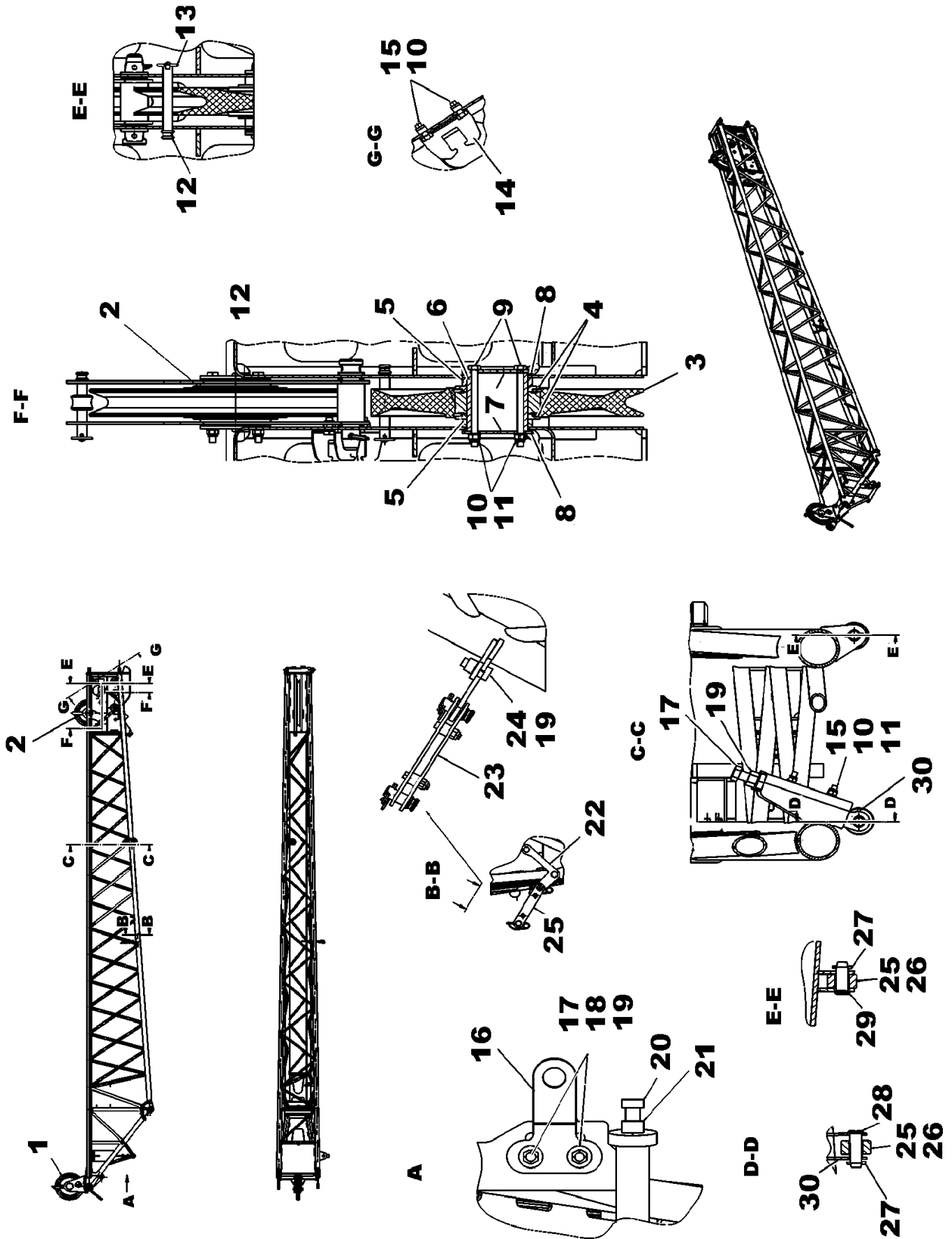
Description
JIB 11M STANDARD

Assembly No.
03176600
 Revision: #

Item	FN	Part	Qty	Description
1		03130458	1	ADAPTER-1.8M STEEL CONSTRUCTIO
2		03098672	1	HINGED JIB 9,4M PART
3	+	03187623	1	Mounting parts 9,4m Standard

+ SEE FURTHER BREAKDOWN THIS GROUP

Manitowoc Cranes



03187623

(SHEET 1 OF 1)

Manitowoc Cranes

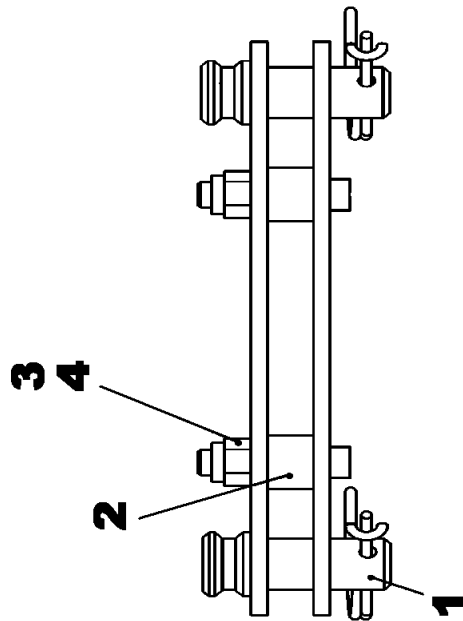
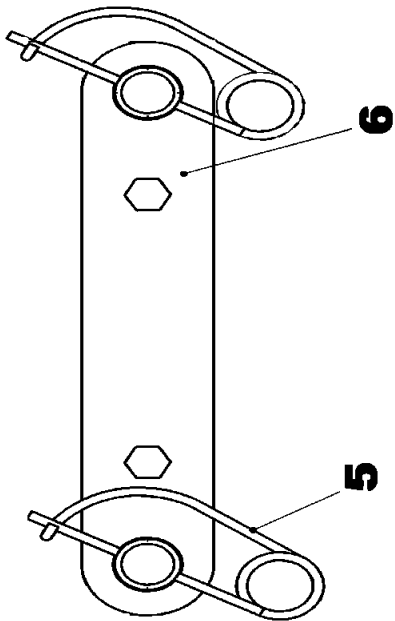
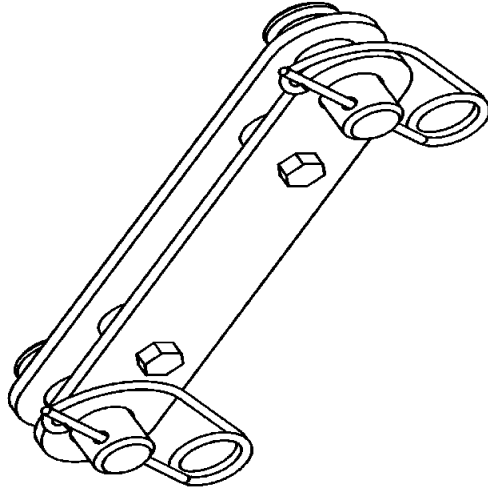
Description
Mounting parts 9,4m Standard

Assembly No.
03187623
 Revision: #

Item	FN	Part	Qty	Description
1	+	03145054	1	ROLLER HOLDER 2 ASSEMBLY
2	+	03100065	1	ROLLER HOLDER 1 ASSEMBLY
3	+	02229870	1	ROPE PULLEY 418, ASSEMBLY INCLUDES THE FOLLOWING PARTS
	+	02309368	1	ROPE PULLEY 418
	+	01677153	1	CYLINDRICAL ROLLER-BEARING
	+	00028502	2	Retaining Ring 140x4 Int
4		01065128	2	SPACER RING
5		03145592	2	Spacer ring PA6G
6		03130541	1	Axle L=106 Ovako 280 V
7		03130538	2	Cover plate S690 QL
8		03130539	3	Spacer ring PA6G
9		01374678	2	HHCS M10x130 -8.8 ISO 4017
10		00437744	6	HEXAGON NUT
11		01368030	4	WASHER
12		03063299	1	PIN
13		00438773	1	PIN, LINCH 5 X 32
14		03111878	1	OUTER STOCK SUPPORT
15		00437182	4	HEXAGON HEAD SCREW
16		03056890	1	PLATE, HOLDING
17		00118988	2	HEX HEAD SCREW
18		00437709	4	WASHER
19		00434709	3	HEXAGON NUT
20		01573850	1	HHCS M24X70
21		00437648	1	HEX NUT M24
22		03056896	1	PLATE, HOLDING
23	+	03126962	1	Connecting flange assy.
24		00103216	1	HEXAGON HEAD SCREW
25		03063006	2	ROLLER
26		03318777	2	DU-BUSH
27		00439145	2	COTTER PIN 5X32 ISO 1234
28	+	03327016	1	PIN
29	+	03318776	1	PIN 20
30		03103304	1	SLIDING PIECE

+ SEE FURTHER BREAKDOWN THIS GROUP

Manitowoc Cranes



Manitowoc Cranes

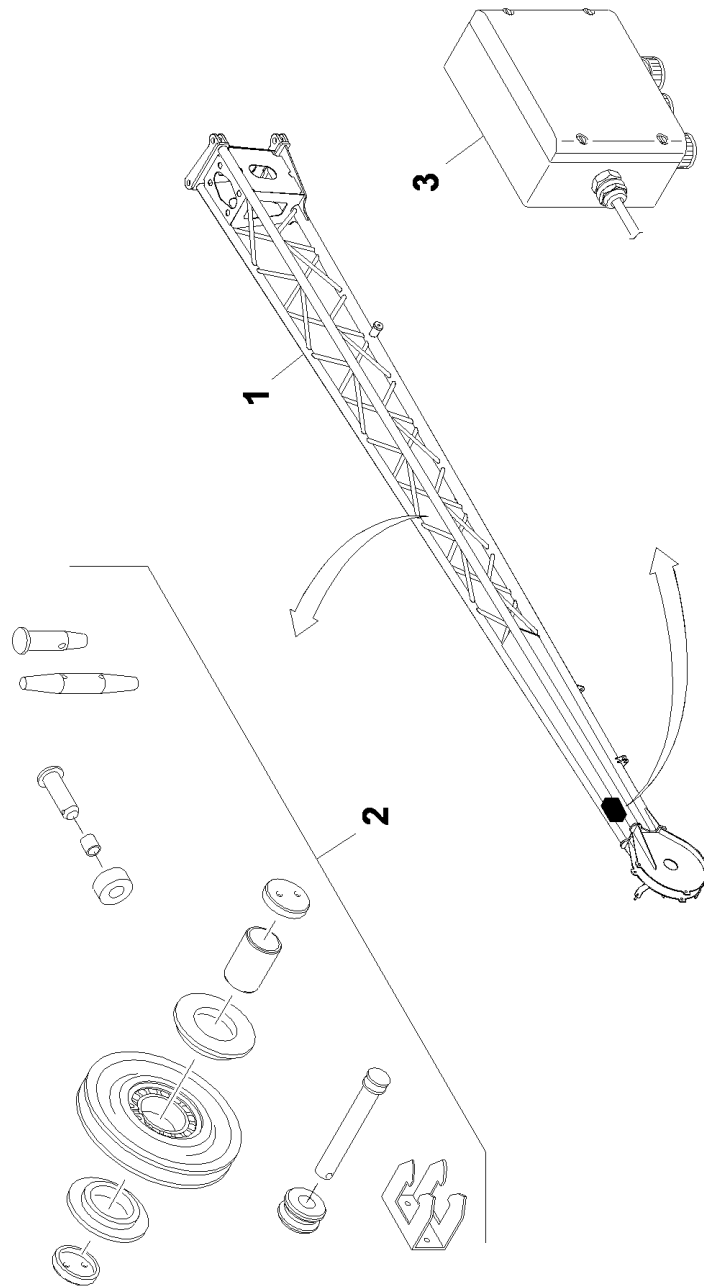
Description
Connecting flange assy.

Assembly No.
03126962
 Revision: #

Item	FN	Part	Qty	Description
1	+	03318779	2	PIN
2	+	03318780	2	TUBE, STEEL
3		00437185	2	HEXAGON HEAD SCREW
4		00437744	2	HEXAGON NUT
5		01067552	2	SECURING PIN 4 SPRING STEEL GA
6		03056898	2	SHACKLE

+ SEE FURTHER BREAKDOWN THIS GROUP

Manitowoc Cranes



Manitowoc Cranes

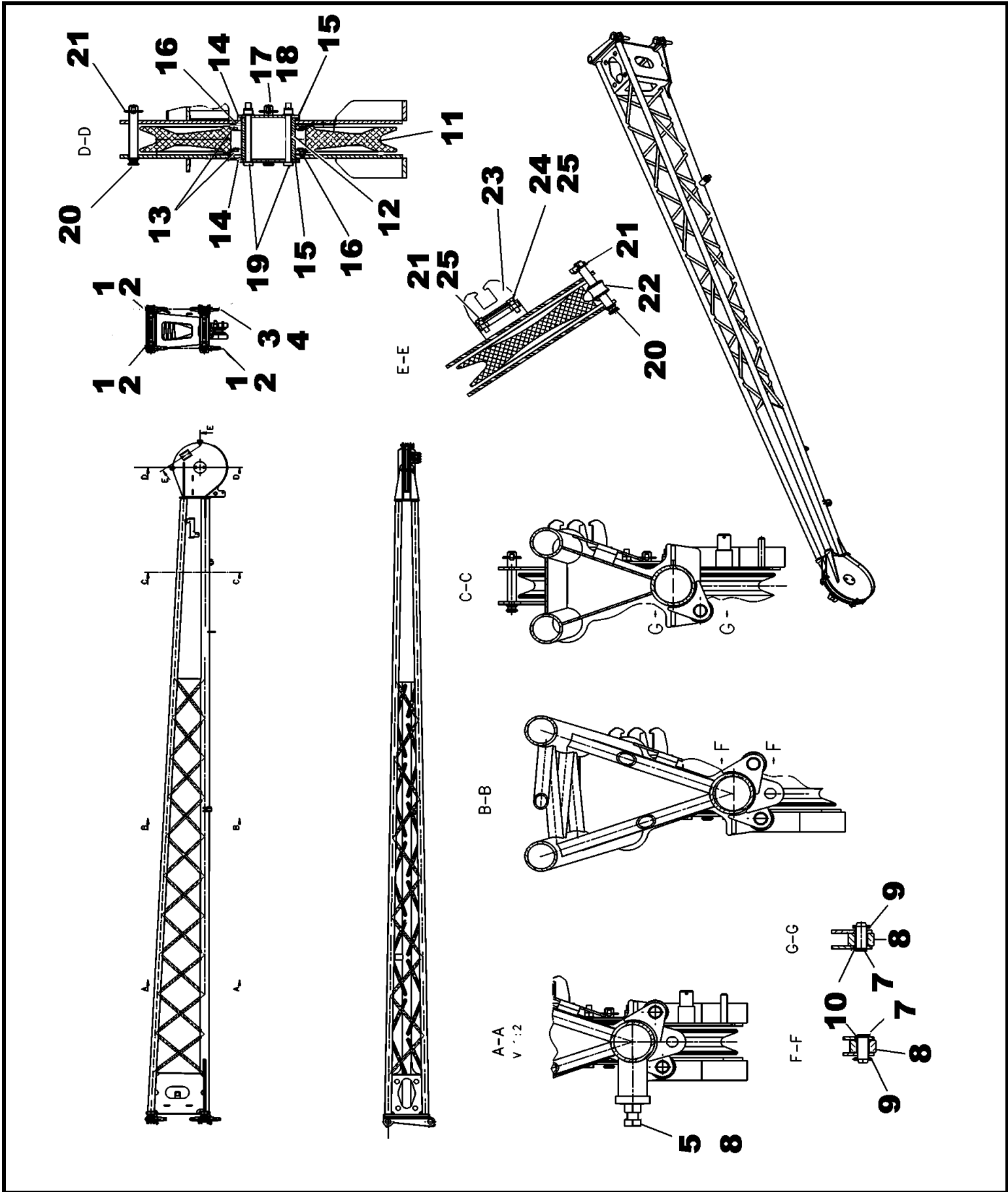
Description
HINGED JIB 11-18M 7M PART

Assembly No.
03176617
 Revision: #

Item	FN	Part	Qty	Description
1		03098674	1	HINGED JIB 11-18M 7M-PART
2	+	03176618	1	Mounting parts 7m hinged jib 1
3	+	03100441	1	ELECTRICAL PARTS ASSEMBLY - TERMINAL BOX

+ SEE FURTHER BREAKDOWN THIS GROUP

Manitowoc Cranes



03176618

(SHEET 1 OF 1)

Manitowoc Cranes

Description

Mounting parts 7m hinged jib 1

Assembly No.

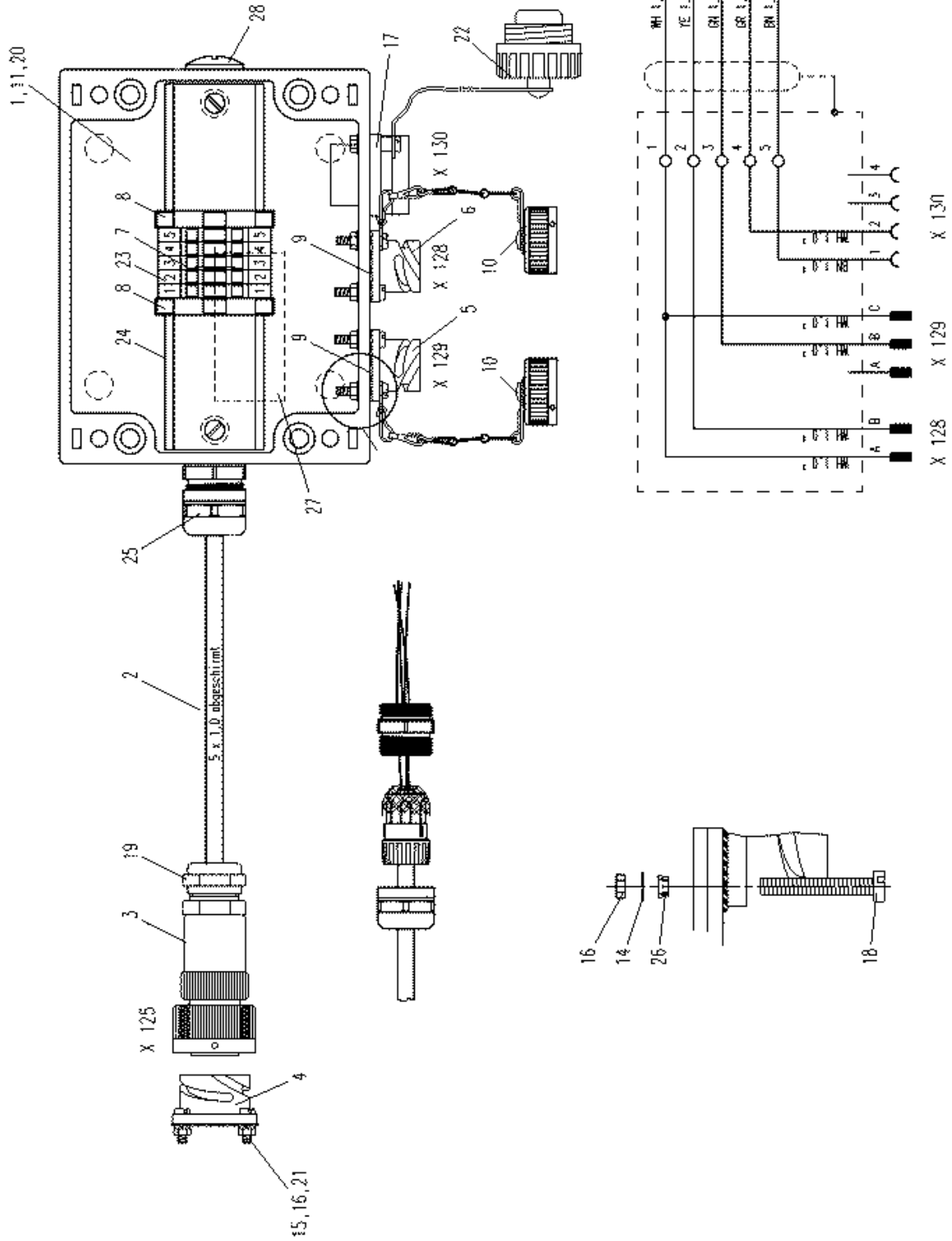
03176618

Revision: #

Item	FN	Part	Qty	Description
1		01677780	3	PIN
2		01067552	3	SECURING PIN 4 SPRING STEEL GA
3		03063300	1	PIN
4		03007467	2	SECURING PIN
5		01146806	1	HEXAGON HEAD SCREW
6		00437647	1	HEX NUT M20 8-A3C ISO 4032
7	+	03318776	2	PIN 20
8		03063006	2	ROLLER
9		00439145	2	COTTER PIN 5X32 ISO 1234
10		03318777	2	DU-BUSH
11	+	02229870	1	ROPE PULLEY 418, ASSEMBLY INCLUDES THE FOLLOWING PARTS
	+	02309368	1	ROPE PULLEY 418
	+	01677153	1	CYLINDRICAL ROLLER-BEARING
	+	00028502	2	Retaining Ring 140x4 Int
12		03130537	1	Axle L=84 Ovako 280 V
13		01065128	2	SPACER RING
14		03130539	3	Spacer ring PA6G
15		03130538	2	Cover plate S690 QL
16		00438181	4	SHIM,2MM
17		01368030	2	WASHER
18		00437744	2	HEXAGON NUT
19		01577737	2	Hexagon head bolt M10x120 8.8-
20		03054250	2	PIN
21		00438773	2	PIN, LINCH 5 X 32
22		03004232	1	ROLLER
23		03111878	1	OUTER STOCK SUPPORT
24		00437182	2	HEXAGON HEAD SCREW
25		00437643	2	HEX NUT M10

+ SEE FURTHER BREAKDOWN THIS GROUP

Manitowoc Cranes



Manitowoc Cranes

Description

ELECTRICAL PARTS ASSEMBLY - TERMINAL BOX

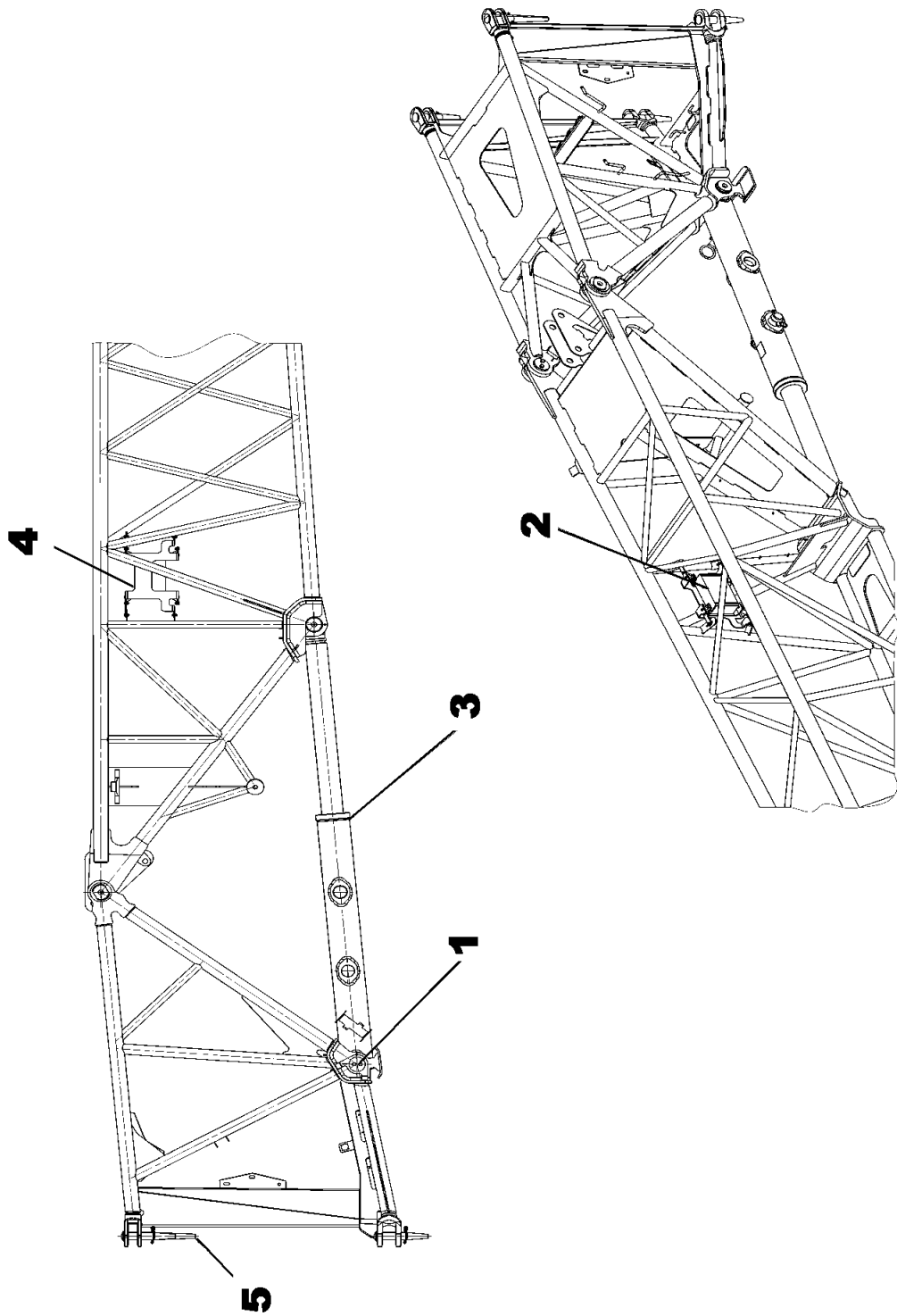
Assembly No.

03100441

Revision: **B**

Item	FN	Part	Qty	Description
1		03114613	1	TERMINAL BOX
2		02210328	10	PILOT WIRE 5X1,0 SHIELDED
3		02210332	1	PLUG
4		02210324	1	BOX, PLUG
5		03041586	1	SOCKET,
6		01576519	1	PLUG BOX CA02COM-E10SL-4P-B-01
7		02251114	5	LINE-UP TERMINAL
8		01205297	2	END ANGLE
9		01576520	2	GASKET
10		00559292	2	CAP,DUST
11		01370458	1	CABLE FLRY-B 1,0 BN DIN 72551
14		00434468	10	WASHER 3 200HV-A2 ISO 7089
15		01374637	4	SLOT
16		01923996	14	NUT
17		03327255	1	FLANGE BOX
18		01374639	10	SLOT ChMS M3x16 A2 ISO 1207
19		02318052	1	CONNECTOR
20		02214704	1	CABLE FLRY-B 1,0 WH DIN 72551
21		01374312	14	L WASHER 3 HRC44-51 DIN 7980
21		01374312	4	L WASHER 3 HRC44-51 DIN 7980
22		03327257	1	PROTECTIVE COVER
23		02253755	1	PLATE
24		01926022	1	RAIL
25		03323260	1	EMV-CABLE CONN
26		03320111	10	Retaining ring NYLTITE-M3 P.S.
27		03007835	1	PLATE
28		03323263	1	BLIND PLUG WITH O-RING 16X1,5

Manitowoc Cranes



Manitowoc Cranes

Description

MECH. ANGLE POSITION STANDARD

Assembly No.

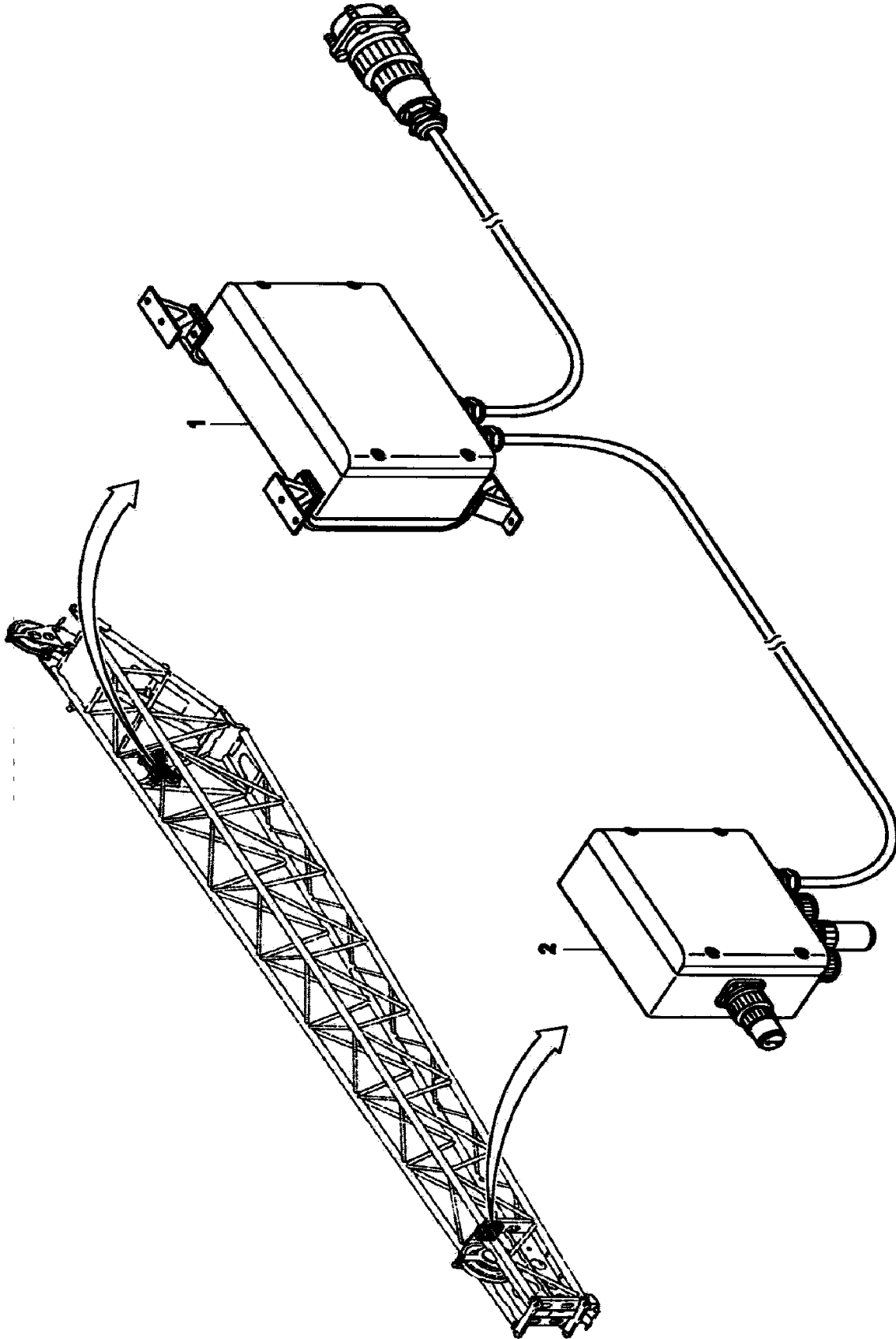
03176605

Revision: #

Item	FN	Part	Qty	Description
1		03187627	1	Jib component parts bending me
2	+	03103149	1	ELECTRICAL PARTS-HINGED JIB 9M
3	+	03103150	1	CYLINDER-MACHANICAL
4	+	03172788	1	MOUNTING BOX
5	+	03187626	1	MOUNTING PARTS 1,8 M MECH

+ SEE FURTHER BREAKDOWN THIS GROUP

Manitowoc Cranes



Manitowoc Cranes

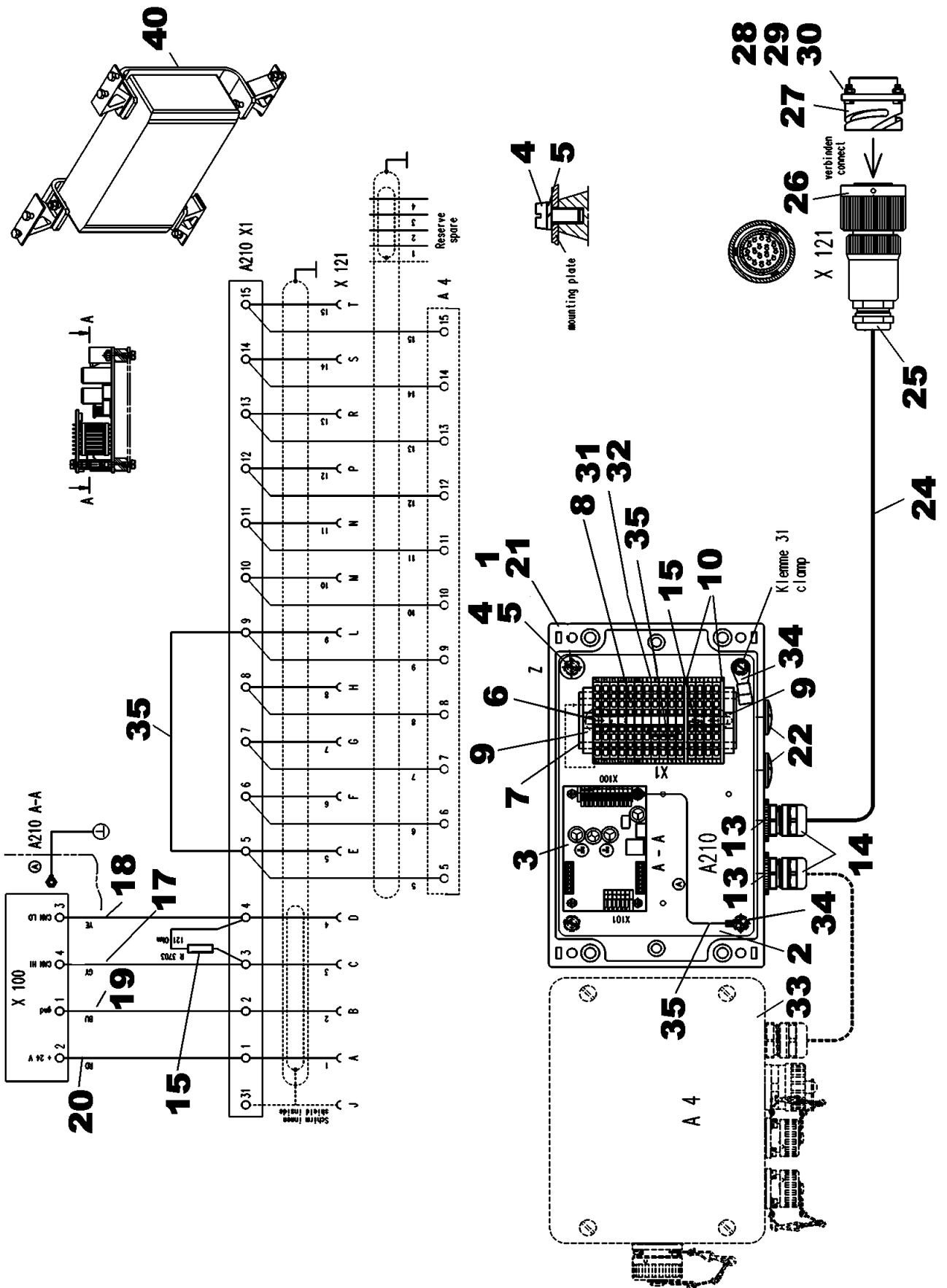
Description
ELECTRICAL PARTS-HINGED JIB 9M

Assembly No.
03103149
 Revision: **B**

Item	FN	Part	Qty	Description
1	+	03166617	1	ANGULAR UNIT-FLY JIB MECHANIC
2	+	03120534	1	JUNCTION BOX BOOM EXTENSION

+ SEE FURTHER BREAKDOWN THIS GROUP

Manitowoc Cranes



Manitowoc Cranes

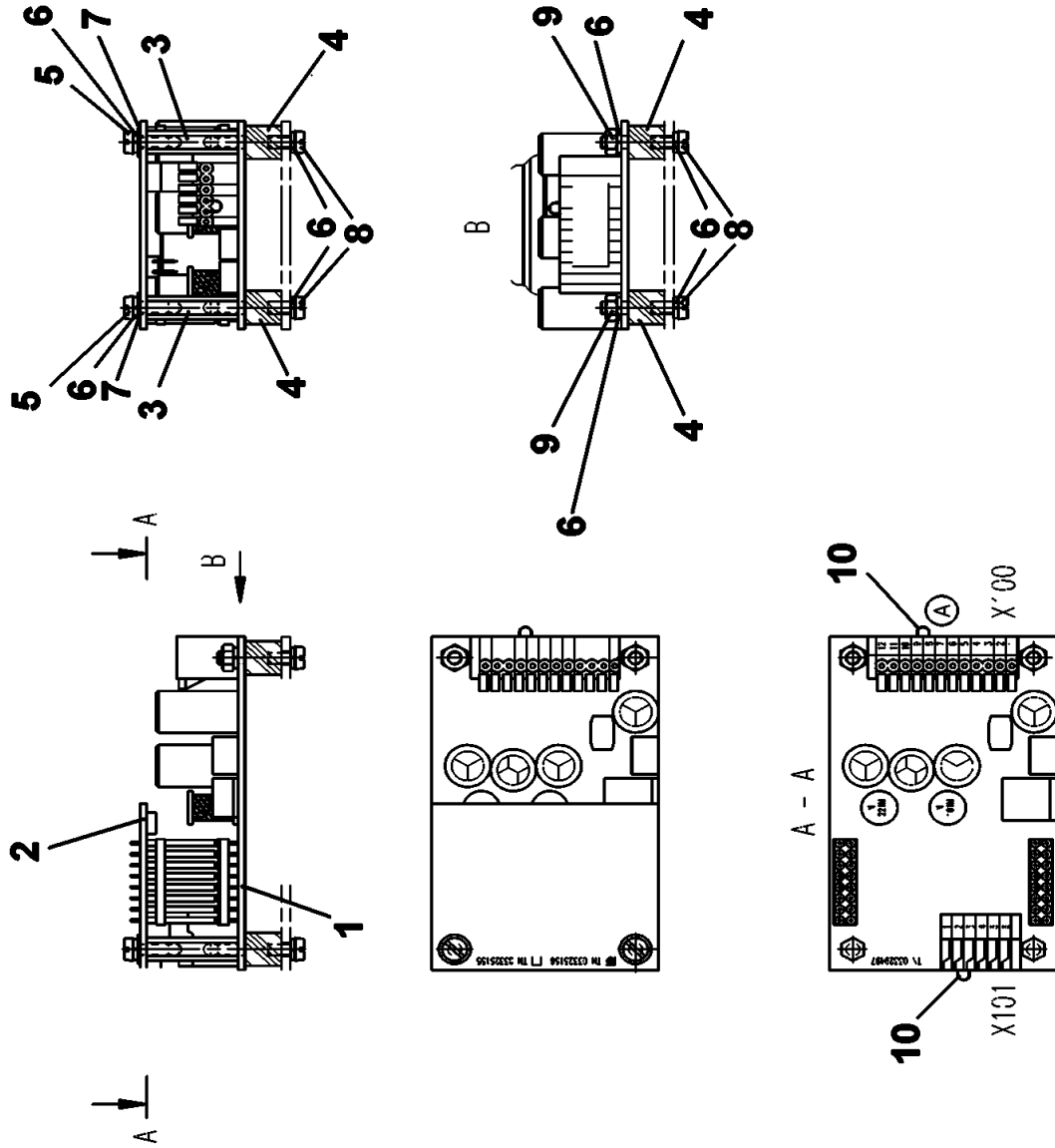
Description
ANGULAR UNIT-FLY JIB MECHANIC

Assembly No.
03166617
 Revision: **A**

Item	FN	Part	Qty	Description
1		03103567	1	TERMINAL BOX
2		03099903	1	MOUNTING PLATE
3	+	03155915	1	ELECTRICAL PARTS-ANGLE SENSOR
4		01374654	4	SLOTTED SCREW M5X10
5		01146676	4	SPRING WASHER
6		01677976	2	TAPER PLUG RIVET 4.8X10
7		01926022	1	RAIL
8		03323139	15	LINE UP TERMINAL
9		01205297	2	END ANGLE
10		03323141	2	STOP PLATE
13		03324210	2	REDUCER ,M25X1,5-M16X1,5
14		03323260	2	EMV-CABLE CONN
15		02318067	1	RESISTANCE
16		03007835	1	PLATE
17		01374327	1	PVC-CABLE STRAND LIY 1X0,5/1,8
18		03325477	1	CABLE FLRY-
19		01374329	1	PVC-CABLE STRAND LIY 1X0,5/1,8
20		01374328	1	PVC-CABLE STRAND LIY 1X0,5/1,8
21		01375079	1	DEVICE - SCREW LOCKING
22		03323264	2	PLUG, BLIND WITH O-RING 25X1,5
24		03046653	7	CABLE
25		03046591	1	CONNECTOR
26		02312440	1	PLUG
27		03046518	1	SOCKET
28		01374637	4	SLOT
29		01923996	4	NUT
30		01374338	4	SPRING WASHER
31		02210595	1	PLATE
32		02210680	1	PLATE 209-703 WAGO
33	+	03120534	1	JUNCTION BOX BOOM EXTENSION
34		00550515	1	CRIMP-TYPE CABLE SOCKET
35		02214703	1	CABLE FLRY-B 0,5 WH DIN 72551
40	+	03155916	1	HOLDER ANGLE UNIT

+ SEE FURTHER BREAKDOWN THIS GROUP

Manitowoc Cranes



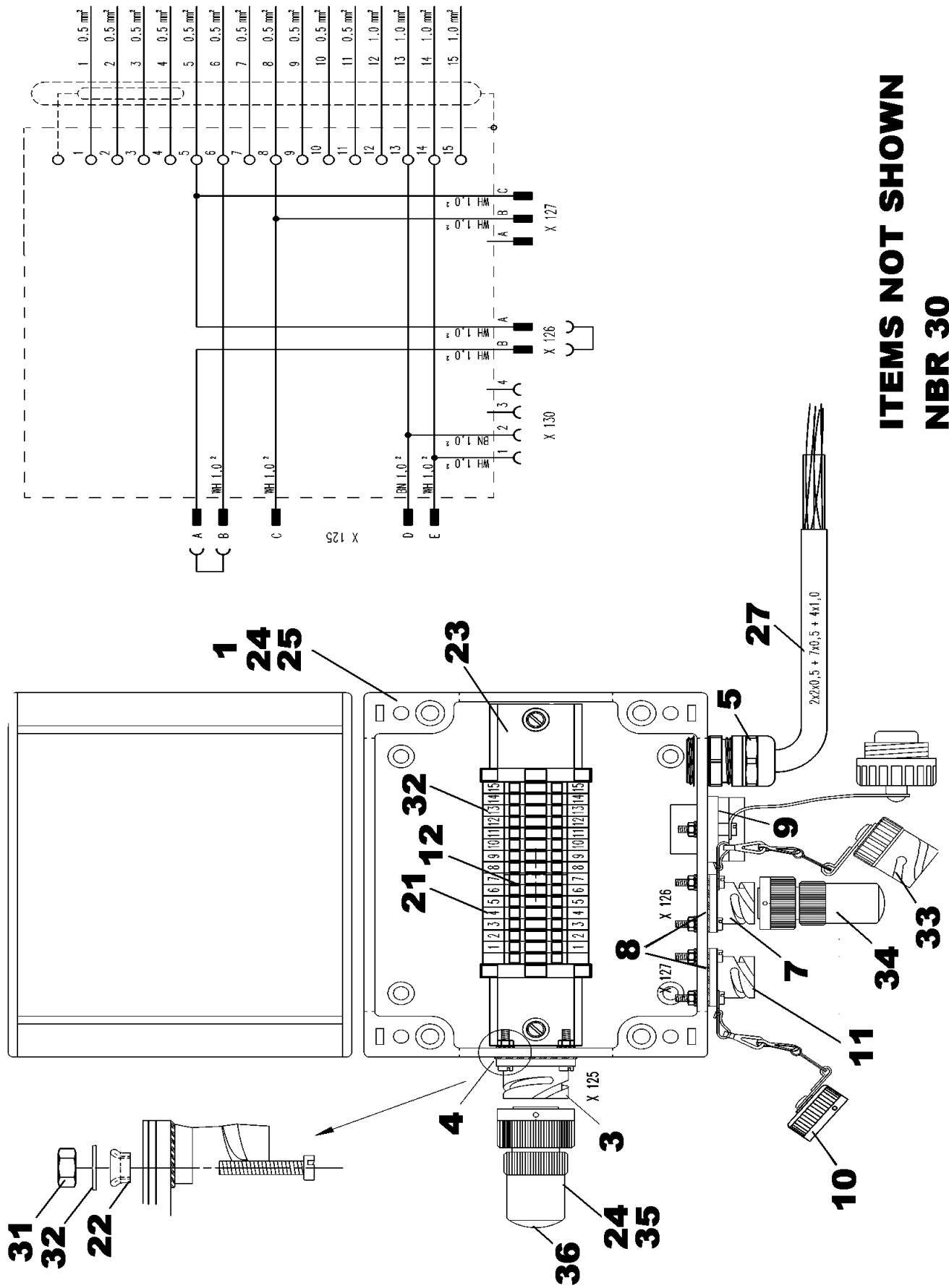
Manitowoc Cranes

Description
ELECTRICAL PARTS-ANGLE SENSOR

Assembly No.
03155915
 Revision: **B**

Item	FN	Part	Qty	Description
1		03329497	1	Printed circuit board can io E
2		03325156	1	CIRCUIT BOARD, PRINTED TILT SENSOR
3		01926941	2	Spacer bolt DI 20mm M3X20 Ms R
4		03325499	4	Rubber metal buffer 05000226_4
5		01374644	2	Slot ChMS M3x8 A2 ISO 1207
6		01374312	8	L WASHER 3 HRC44-51 DIN 7980
7		00434468	2	WASHER 3 200HV-A2 ISO 7089
8		01374316	4	Slot ChMS M3x6 A2 ISO 1207
9		01923996	2	NUT
10		02214703	1	CABLE FLRY-B 0,5 WH DIN 72551

Manitowoc Cranes



**ITEMS NOT SHOWN
NBR 30**

Manitowoc Cranes

Description

JUNCTION BOX BOOM EXTENSION

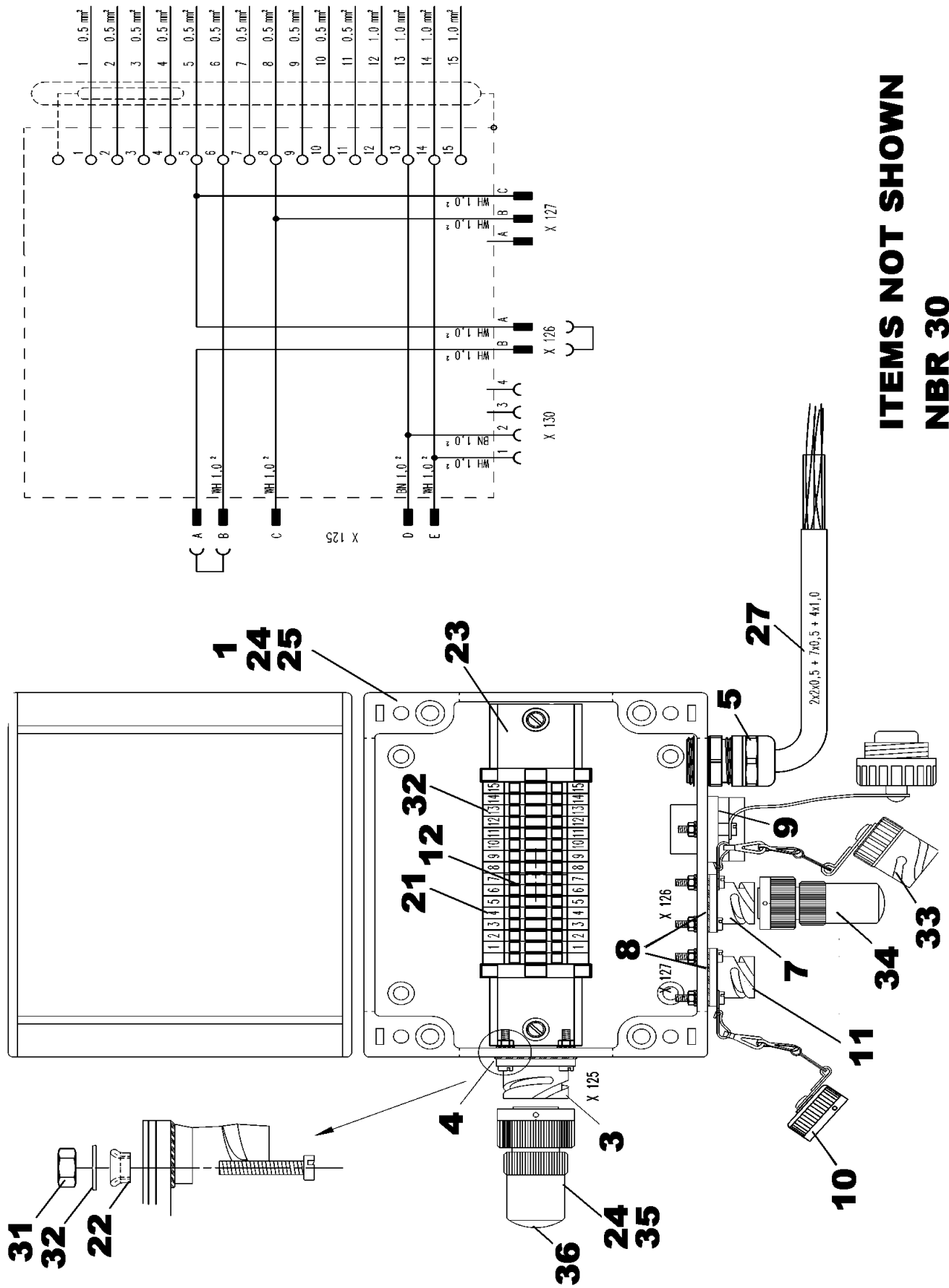
Assembly No.

03120534

Revision: **A**

Item	FN	Part	Qty	Description
1		03120535	1	Terminal box ACF 130 AI
3		02210324	1	BOX, PLUG
4		02210325	1	GASKET
5		03323261	1	HF-cable Connector 1.691.2000.
7		01576519	1	PLUG BOX CA02COM-E10SL-4P-B-01
8		01576520	2	GASKET
9		03327255	1	FLANGE BOX
10		00559292	1	CAP,DUST
11		03041586	1	SOCKET,
12		02251114	16	LINE-UP TERMINAL
21		02210595	1	PLATE
22		03320111	14	Retaining ring NYLTITE-M3 P.S.
23		01926022	0	RAIL
24		02214704	1	CABLE FLRY-B 1,0 WH DIN 72551
25		01370458	0	CABLE FLRY-B 1,0 BN DIN 72551
27		03046653	8	CABLE
30		03315225	12	F Washer 3 -HRC38-45 ISO 7090
31		01923996	14	NUT
32		02210680	1	PLATE 209-703 WAGO
33		01372640	1	CAP,DUST
34		03011025	1	PLUG,BRIDGE
35		02210332	1	PLUG
36		00553052	1	SCREWED GLAND

Manitowoc Cranes



**ITEMS NOT SHOWN
NBR 30**

Manitowoc Cranes

Description

JUNCTION BOX BOOM EXTENSION

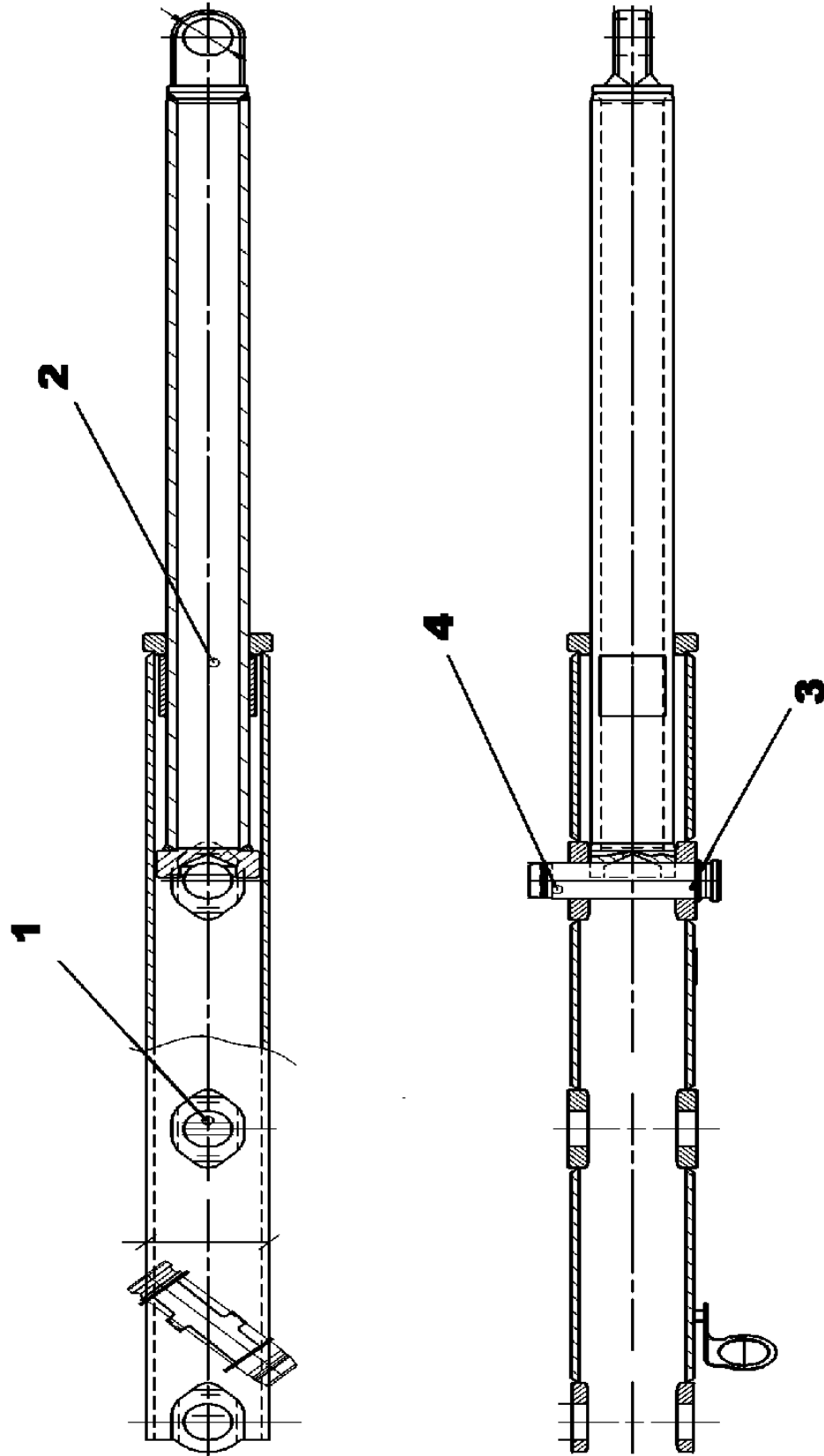
Assembly No.

03120534

Revision: **A**

Item	FN	Part	Qty	Description
1		03120535	1	Terminal box ACF 130 AI
3		02210324	1	BOX, PLUG
4		02210325	1	GASKET
5		03323261	1	HF-cable Connector 1.691.2000.
7		01576519	1	PLUG BOX CA02COM-E10SL-4P-B-01
8		01576520	2	GASKET
9		03327255	1	FLANGE BOX
10		00559292	1	CAP,DUST
11		03041586	1	SOCKET,
12		02251114	16	LINE-UP TERMINAL
21		02210595	1	PLATE
22		03320111	14	Retaining ring NYLTITE-M3 P.S.
23		01926022	0	RAIL
24		02214704	1	CABLE FLRY-B 1,0 WH DIN 72551
25		01370458	0	CABLE FLRY-B 1,0 BN DIN 72551
27		03046653	8	CABLE
30		03315225	12	F Washer 3 -HRC38-45 ISO 7090
31		01923996	14	NUT
32		02210680	1	PLATE 209-703 WAGO
33		01372640	1	CAP,DUST
34		03011025	1	PLUG,BRIDGE
35		02210332	1	PLUG
36		00553052	1	SCREWED GLAND

Manitowoc Cranes



Manitowoc Cranes

Description

CYLINDER-MACHANICAL

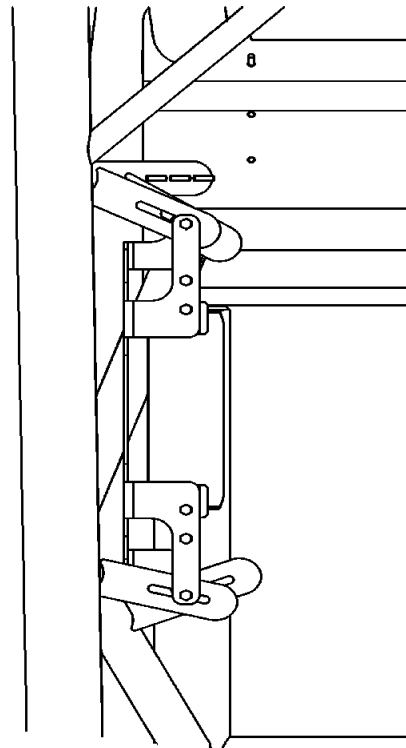
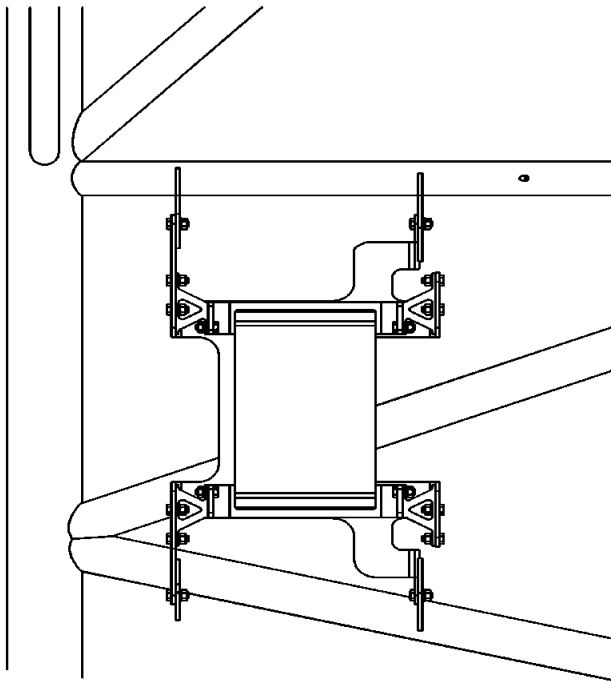
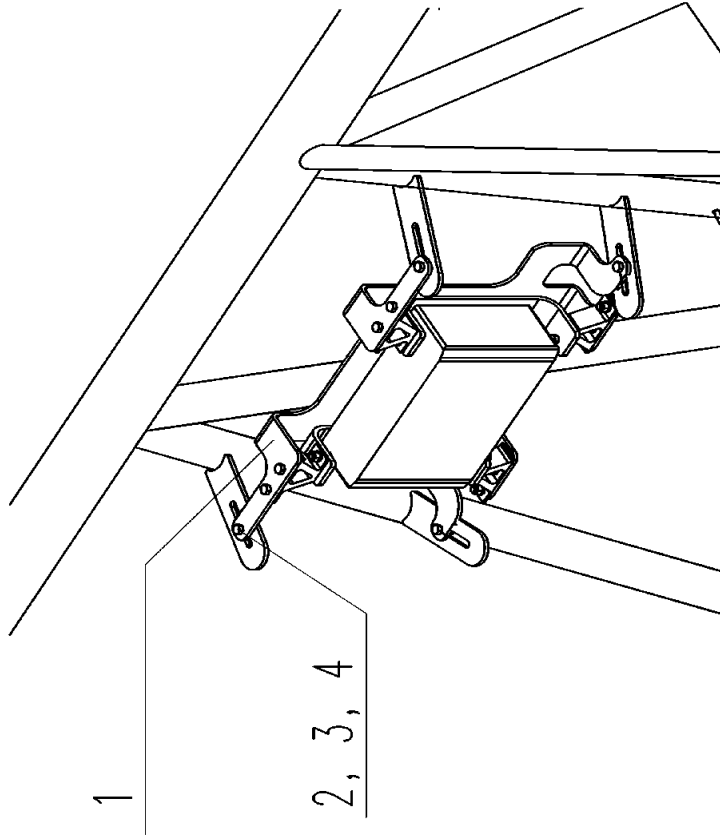
Assembly No.

03103150

Revision: #

Item	FN	Part	Qty	Description
1		03103297	1	CYLINDER
2		03103298	1	PISTON
3		03087637	1	Pin 30CrNiMo8 V
4		03066207	1	SECURING PIN

Manitowoc Cranes



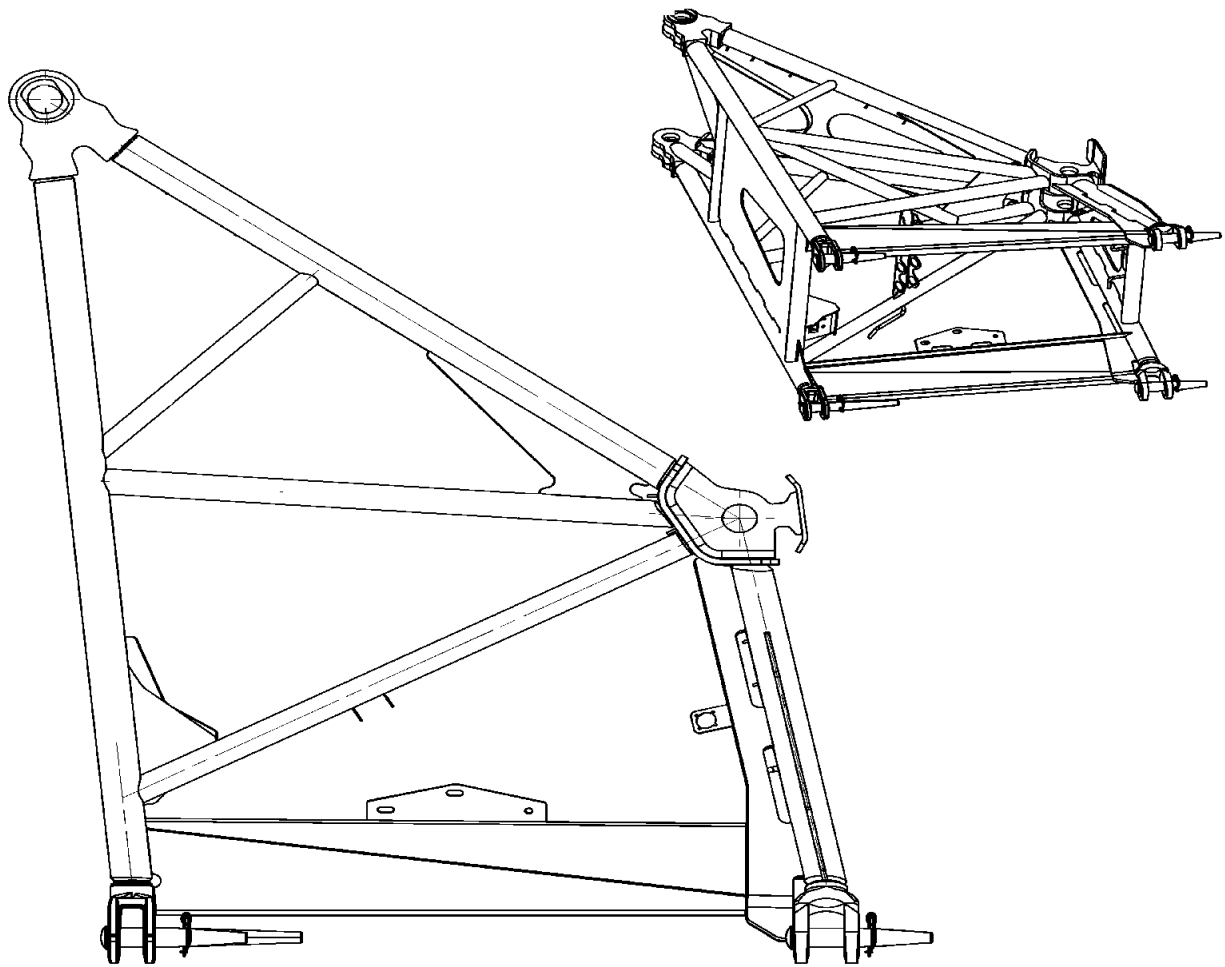
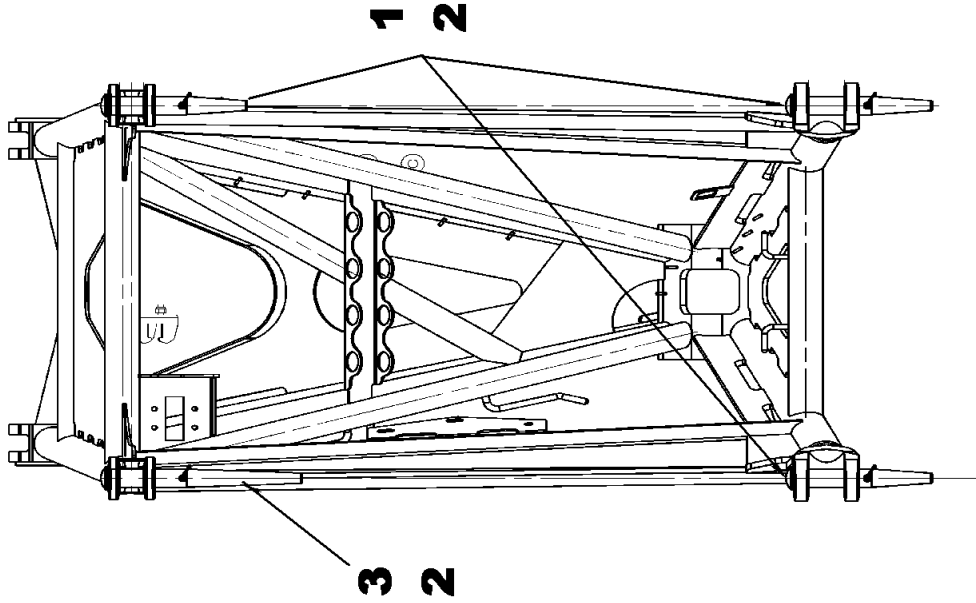
Manitowoc Cranes

Description
MOUNTING BOX

Assembly No.
03172788
Revision: **A**

Item	FN	Part	Qty	Description
1		03166536	1	Plate X5CrNi18-10
2		01923998	8	HEX HEAD NUT M6
3		01925033	8	FLAT WASHER - 6
4		01686425	8	HHCS M6X16 A2-70 ISO 4017
5		01686418	4	HEX HEAD SCREW
6		01368080	4	Hexagon nut M8 A2-70 ISO 7040
7		01686701	4	F WASHER 8 200HV-A2 ISO 7089

Manitowoc Cranes



Manitowoc Cranes

Description

MOUNTING PARTS 1,8 M MECH

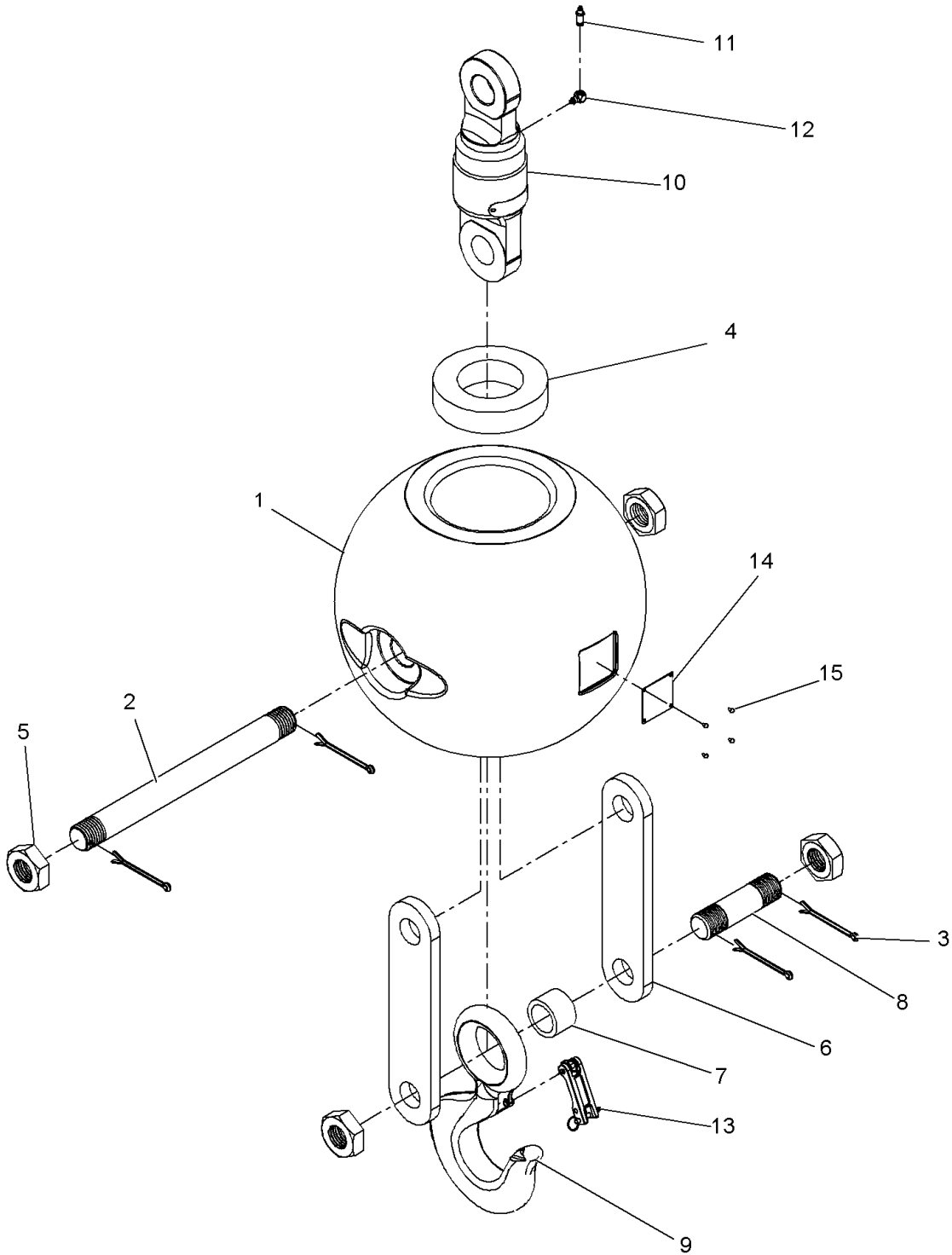
Assembly No.

03187626

Revision: #

Item	FN	Part	Qty	Description
1		03127973	3	Pin 30CrNiMo8 V
2		01067552	4	SECURING PIN 4 SPRING STEEL GA
3		03369710	1	Pin 30CrNiMo8 V

Manitowoc Cranes



Manitowoc Cranes

Description

**BALL ASSEMBLY - OVERHAUL 10 TON SWIVEL
(COMPLETE ASSEMBLY)**

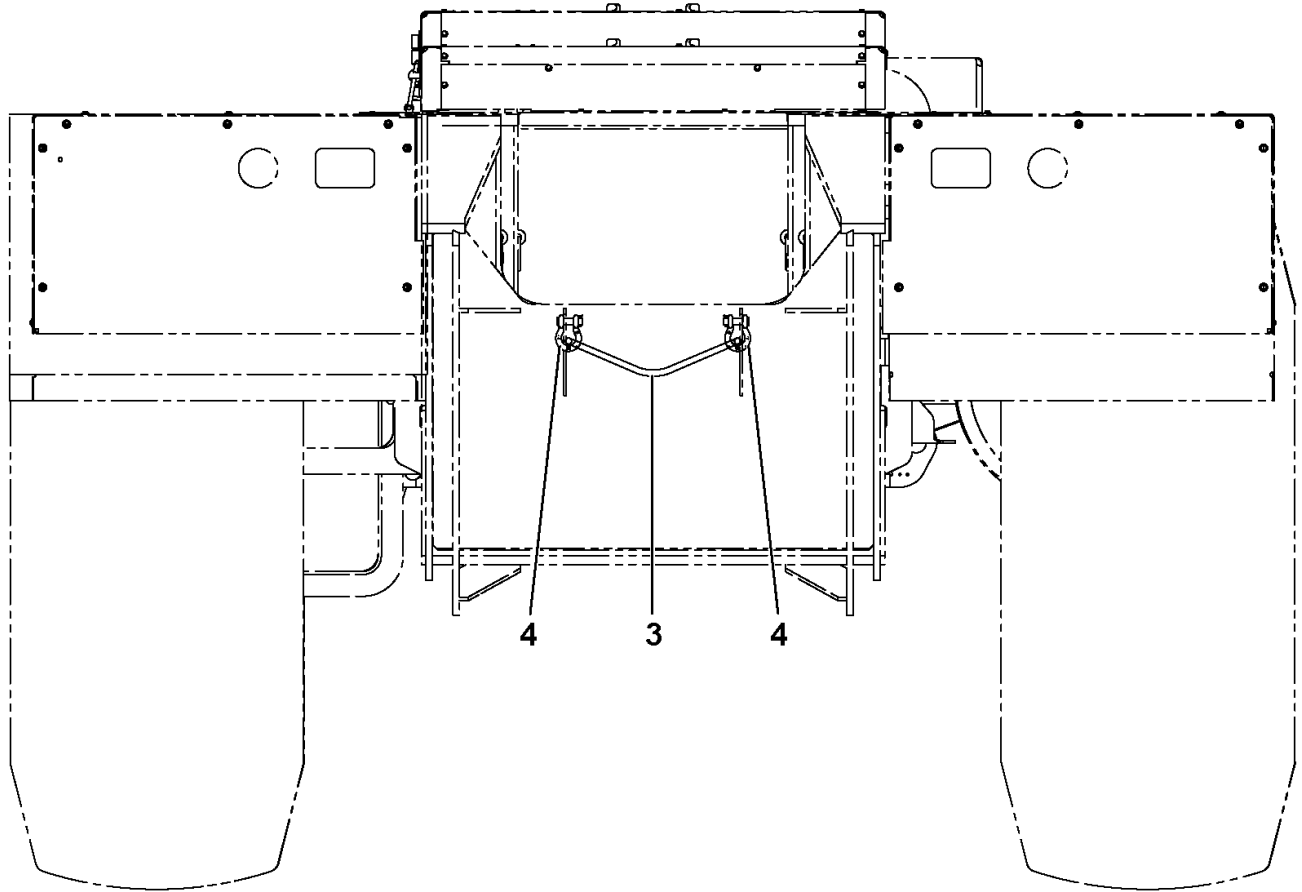
Assembly No.

7053100021

Revision:

Item	FN	Part	Qty	Description
1		NSS	1	BALL, CAST
2		9053100118	1	PIN,LATCH
3		9086100294	4	PIN, COTTER
4		9053100096	1	RING, CENTERING
5		9086100300	4	NUT
6		9053100095	2	PLATE, BAR
7		9053100047	1	SPACER
8		9053100043	1	PIN
9		9053100042	1	HOOK
10		9053100122	1	LINK, SWIVEL ASSY.
11		9053100119	1	FITTING,GREASE
12		9053100101	1	FITTING, 90 DEGREE
13		9086100639	1	KIT, LATCH
				INCLUDES THE FOLLOWING PARTS
		9086100578	1	PIN, W/GROOVE
		9086100577	2	RING,RETAINER E-CLIP
		9086100579	1	SPRING
		9086100571	1	PIN, QUICK RELEASE
14		9053100051	1	PLATE,NAME I.D.
15		9086100327	4	DRIVE SCREW

Manitowoc Cranes



FRONT VIEW
SHOWN WITHOUT OUTRIGGER BOX

Manitowoc Cranes

Description
HOOKBLOCK TIE-DOWN INSTALLATION

Assembly No.
2197110057
Revision: **A**

Item	FN	Part	Qty	Description
3		7780100880	1	28IN X 5/8 WIRE ROPE SLING
4		7806100005	2	SHACKLE, 5/8 GALVANIZED

Manitowoc Cranes

Notes

Manitowoc Cranes

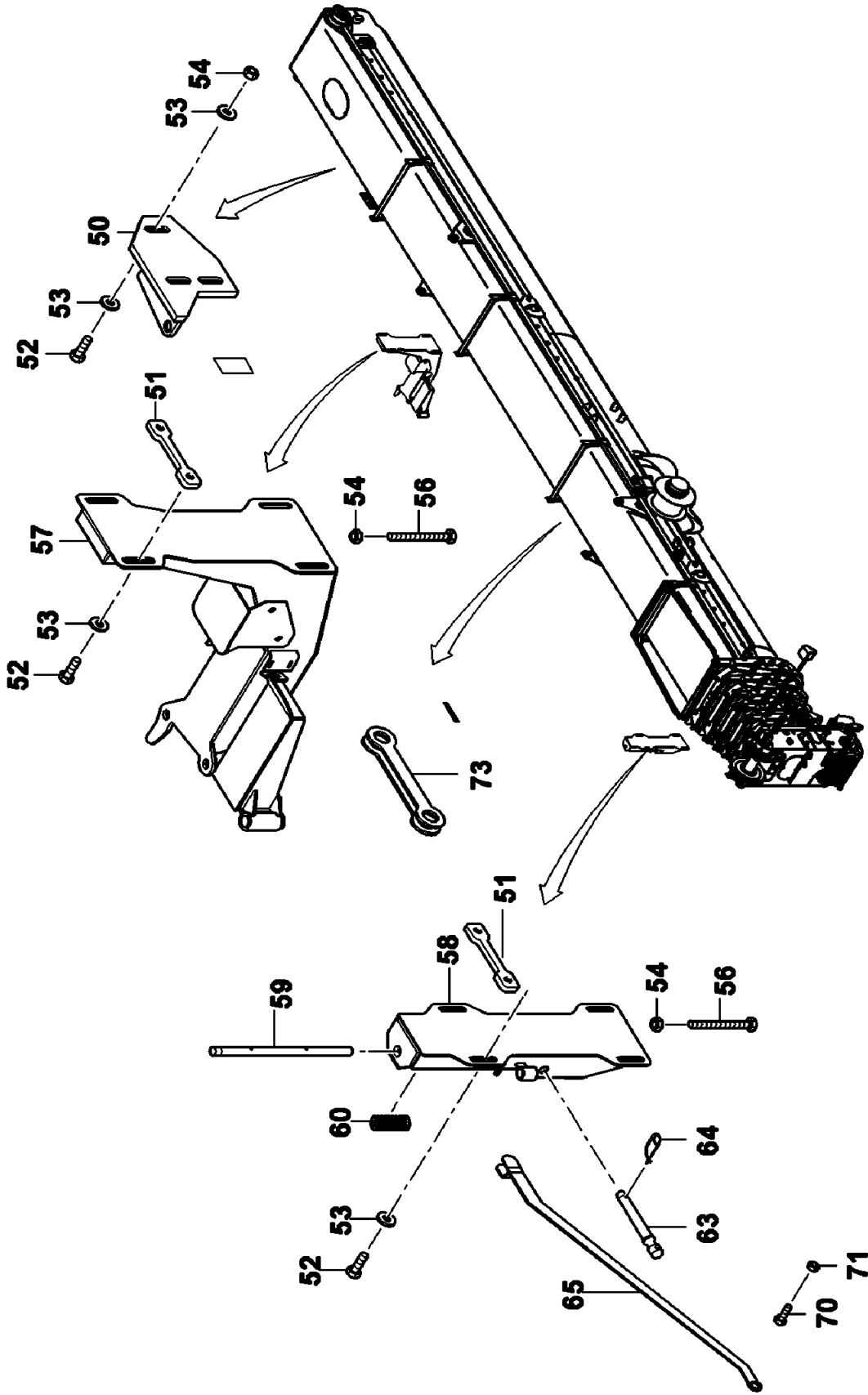
Description
BOOM EXT CARRIER 11-18M MECH

Assembly No.
80014374
 Revision: **A**

Item	FN	Part	Qty	Description
1	+	03099909	1	11M EXTENSION CARRIER PARTS
2	+	03099910	1	7M EXTENSION CARRIER PARTS
3	+	80020616	1	BOOM EXT SWITCH INSTALLATION
4		03086243	1	SUPPORT

+ SEE FURTHER BREAKDOWN THIS GROUP

Manitowoc Cranes



Manitowoc Cranes

Description

11M EXTENSION CARRIER PARTS

Assembly No.

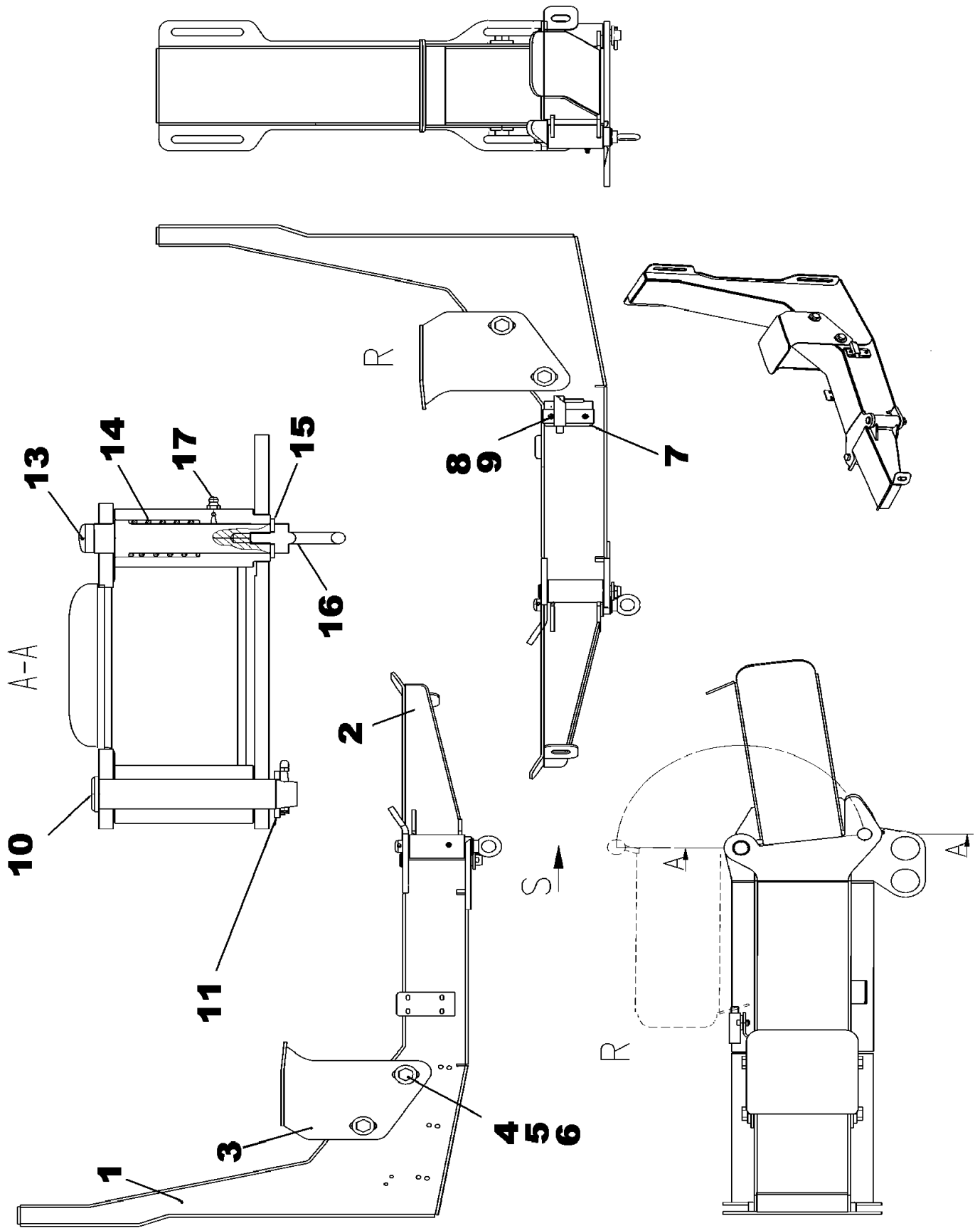
03099909

Revision: **C**

Item	FN	Part	Qty	Description
50		03100311	1	BRACKET PIN
51		03055221	4	PLATE
52		00437203	11	HEX HEAD SCREW
53		00437709	6	WASHER
54		00437645	10	HEXAGON NUT
56		01684395	7	CAP SCREW, M16 X 150MM HEX HEAD
57	+	03100384	1	SWIVEL BRACKET PIN COMPLETE
58		03056888	1	PIN HOLDER
59		03056889	1	SPRING BOLT
60		03318784	1	SPRING, PRESSURE
61		00438949	3	WASHER
62		00100493	2	PIN,DOWEL
63		03063285	1	PIN
64		01067552	1	SECURING PIN 4 SPRING STEEL GA
65		03056891	1	LEVER
66		00027574	1	WASHER
67		01147344	1	COTTER PIN 3.2X20 ST ISO 1234
68		03056894	1	HOLDER
69		03056895	1	HOLDER
70		00027079	1	HHCS M8X25 8.8-A2C ISO 4017
71		00437743	1	HEX L NUT M8 8-A2C ISO 7040
72		03064777	0	PLATE - FILL
73		03056645	0	HOLDING

+ SEE FURTHER BREAKDOWN THIS GROUP

Manitowoc Cranes



Manitowoc Cranes

Description

SWIVEL BRACKET PIN COMPLETE

Assembly No.

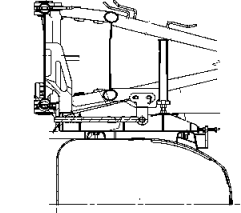
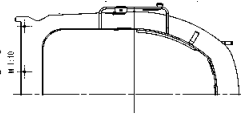
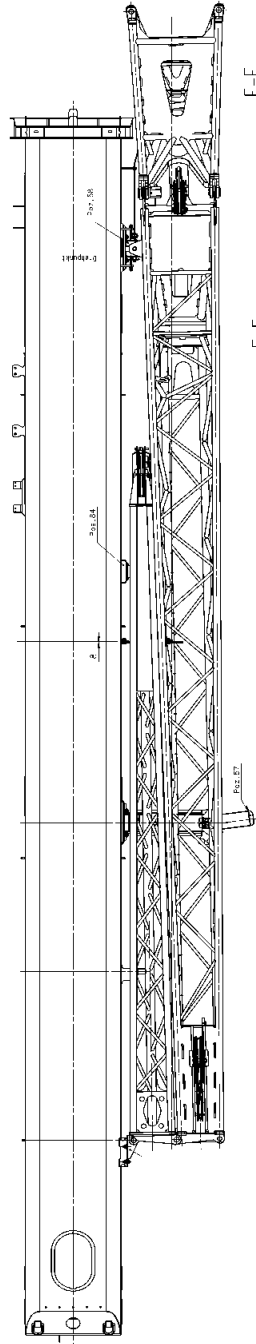
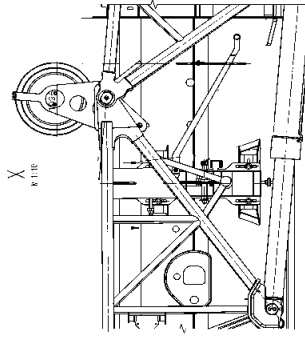
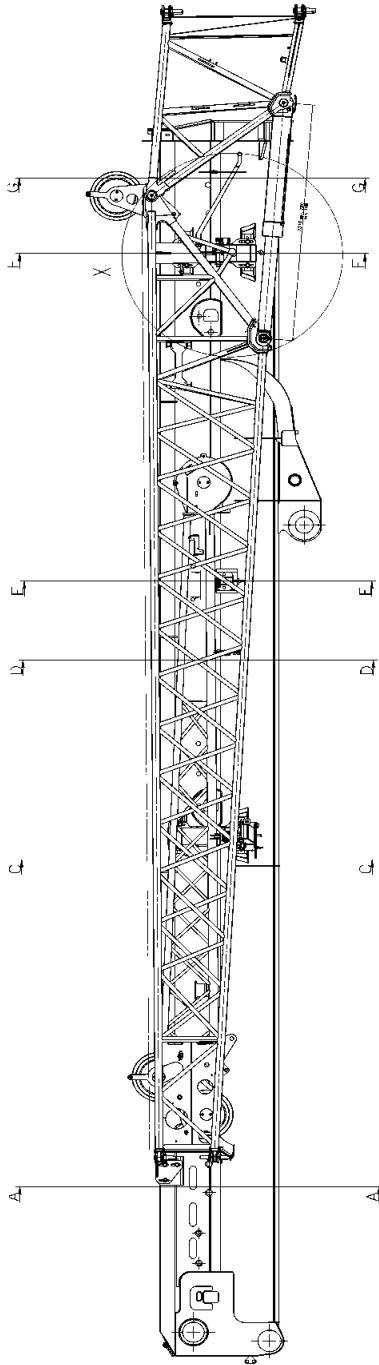
03100384

Revision: **C**

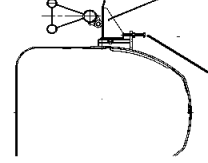
Item	FN	Part	Qty	Description
1		03056885	1	Swivel bracket pin
2		03056886	1	SWIVEL ARM
3		03099935	1	SUPPORT ASSEMBLY
4		00437203	4	HEX HEAD SCREW
5		00437709	4	WASHER
6		00437645	4	HEXAGON NUT
7		02313234	1	JACK LATCH
8		00437742	2	HEX HEAD NUT
9		00437742	2	HEX HEAD NUT
10	+	03317746	1	PIN 25
11		01207427	1	WASHER 25
13		03056643	1	PIN
14		02216682	1	PRESS SPRING
15		00027602	1	ROUND WASHER
16		00206594	1	BOLT, EYE
17		01679849	1	LUBRICATING NIPPLE

+ SEE FURTHER BREAKDOWN THIS GROUP

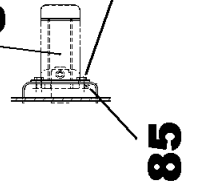
Manitowoc Cranes



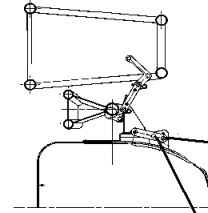
E-E
MISC



86
82



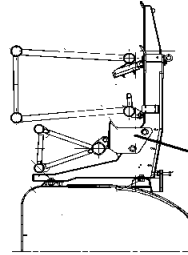
D-D
P. 10



80

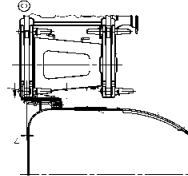
81
82
83

C-C
MISC



87
81
82
83

A-A
MISC



Manitowoc Cranes

Description

7M EXTENSION CARRIER PARTS

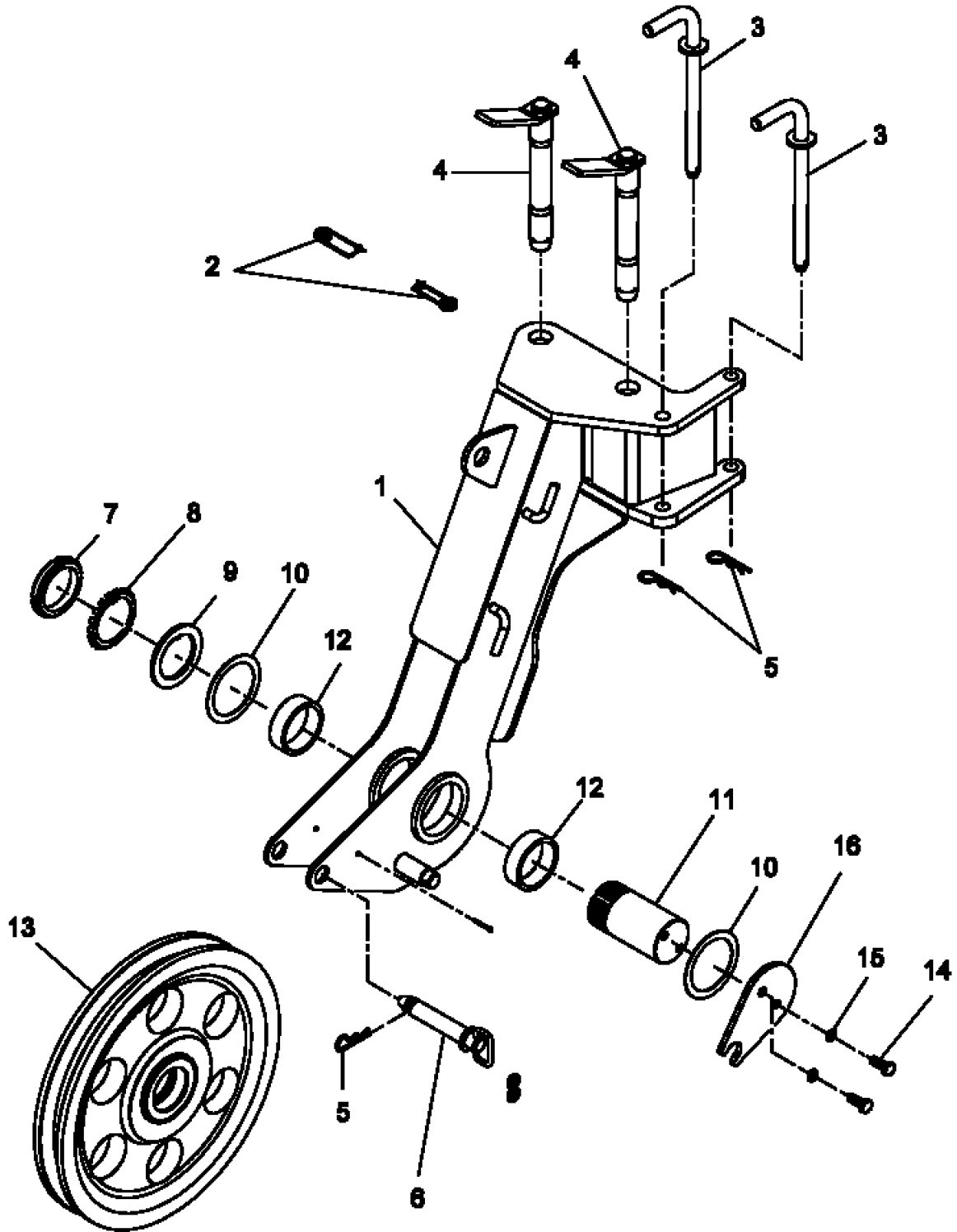
Assembly No.

03099910

Revision: **C**

Item	FN	Part	Qty	Description
80		03108994	1	HOLDING PLATE
81		00437203	4	HEX HEAD SCREW
82		00437645	3	HEXAGON NUT
83		00437709	3	WASHER
84		03056887	1	SUPPORT
85		03055222	1	PLATE
86		01207375	1	HEX HEAD SCREW
87		03099935	1	SUPPORT ASSEMBLY

Manitowoc Cranes



Manitowoc Cranes

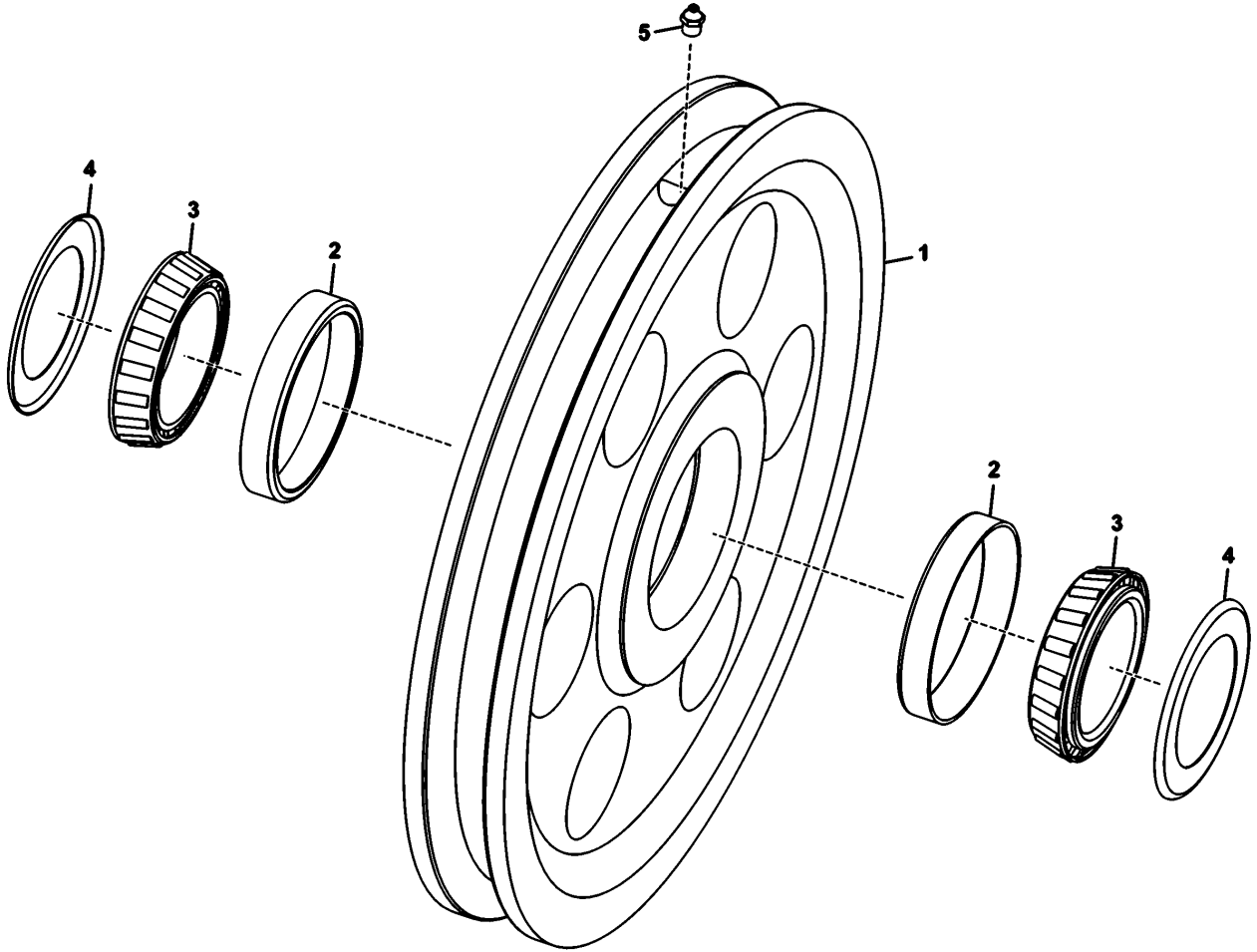
Description
NOSE INSTALLATION - AUXILIARY BOOM

Assembly No.
2189910015
 Revision: **C**

Item	FN	Part	Qty	Description
1		2189910016	1	NOSE, AUXILIARY BOOM
		7868150200	1	INCLUDES THE FOLLOWING PARTS STUD 6MM
2		01925108	2	PIN, RETAINER
3		03056809	2	PIN
4		03056810	2	PIN
5		7689000701	3	CLIP, HITCH PIN
6		7690225600	1	PIN, CLEVIS 3/4" X 3 1/2"
7		7659000081	1	LOCKNUT
8		7949000190	1	WASHER,
9		7949000269	1	WASHER, KEYED
10		4174910012	9	SHIM,
11		6810100113	1	SHAFT, AUXILLIARY NOSE
12		80023246	2	SPACER
13	+	7718100017	1	SHEAVE ASSEMBLY (COMPLETE ASSEMBLY)
14		7126211353	2	CAP SCREW, M12 X 30 HEX HEAD
15		7951210210	2	LOCK WASHER, 12MM I.D.
16		4189910226	1	PLATE, AUXILIARY NOSE SHAFT END

+ SEE FURTHER BREAKDOWN THIS GROUP

Manitowoc Cranes



Manitowoc Cranes

Description

SHEAVE ASSEMBLY (COMPLETE ASSEMBLY)

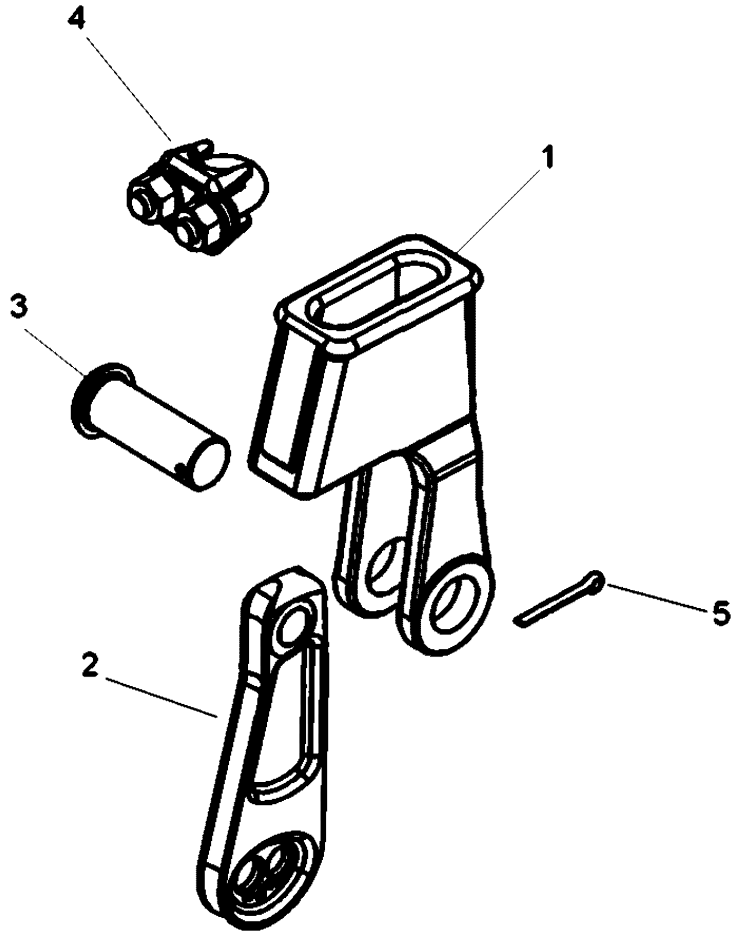
Assembly No.

7718100017

Revision: #

Item	FN	Part	Qty	Description
1		7718100016	1	SHEAVE 3/4 ROPE
2		7794000272	2	CUP, BEARING
3		7069000183	2	CONE, BEARING
4		7069000175	2	CLOSURE, BEARING
5		7440000000	1	FITTING, 1/8 STRAIGHT GREASE

Manitowoc Cranes



Manitowoc Cranes

Description

SOCKET, 3/4" OPEN WEDGE

Assembly No.

7826000641

Revision:

Item	FN	Part	Qty	Description
1		NSS	1	SOCKET
2		9826100013	1	WEDGE
3		9826100014	1	PIN
4		9914100044	1	CLIP
5		9086100869	1	PIN, COTTER

Manitowoc Cranes

Notes

Manitowoc Cranes

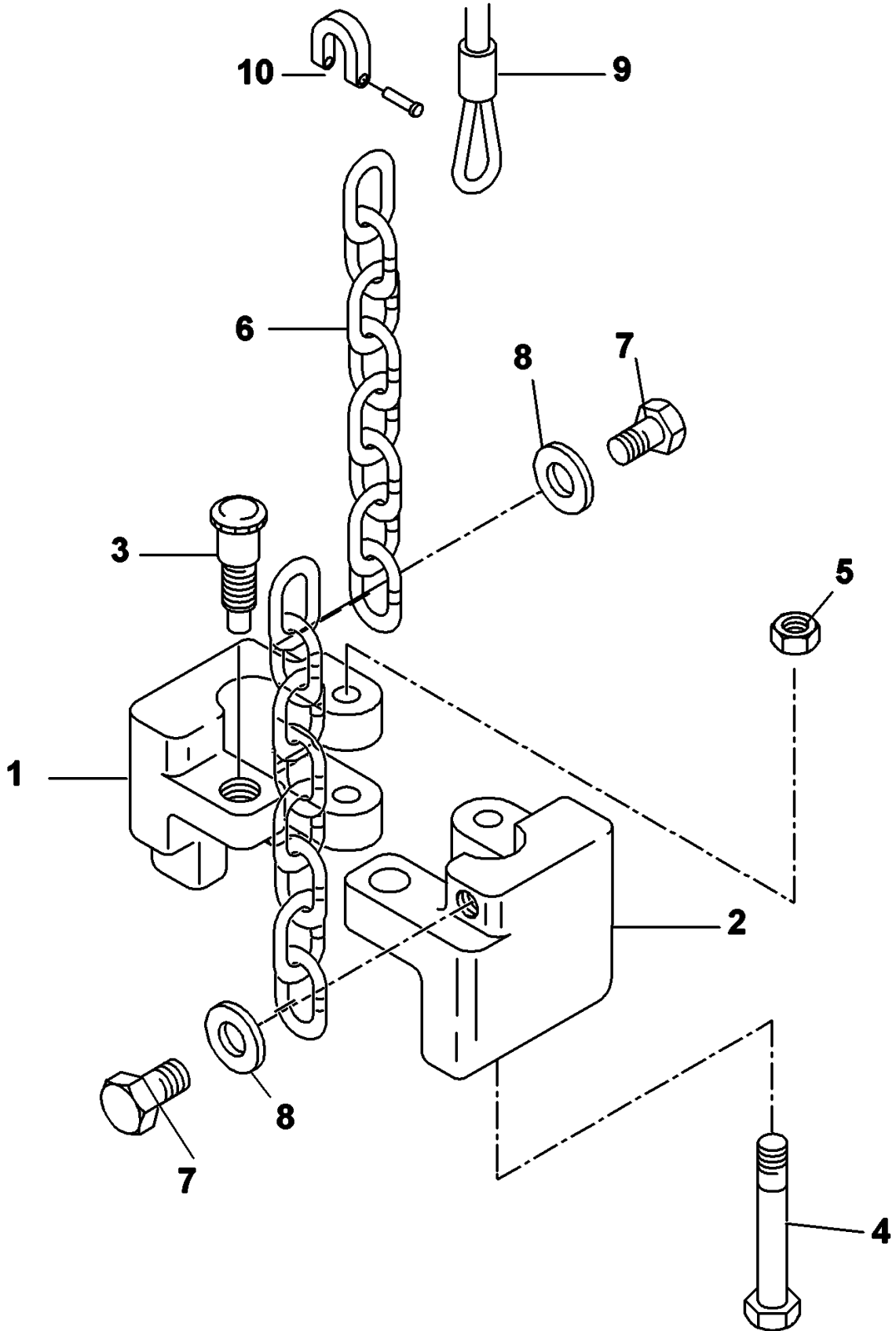
Description
LIMIT SWITCH ASSEMBLY

Assembly No.
80029480
 Revision: #

Item	FN	Part	Qty	Description
1		03056536	1	LIMIT SWITCH, PLUGGABLE INCLUDES THE FOLLOWING PARTS
		02311008	1	SWITCH, LIMIT
		01573483	1	PLUG CA06COM-PG10SL-4S-B-01-44
		03041139	1	HSK-M-EMV CABLE CONNECTION 1.6
2	+	02304349	1	LIMIT SWITCH - WEIGHT ASSEMBLY
3		4197910236	1	PLATE, ANTI 2 BLOCK
4		00437642	4	Hex Nut M8 8-A2C ISO 4032
5		01686242	4	SHCS M8x50 8.8-A2C ISO 4762
6		01925108	1	PIN, RETAINER

+ SEE FURTHER BREAKDOWN THIS GROUP

Manitowoc Cranes



Manitowoc Cranes

Description

LIMIT SWITCH - WEIGHT ASSEMBLY

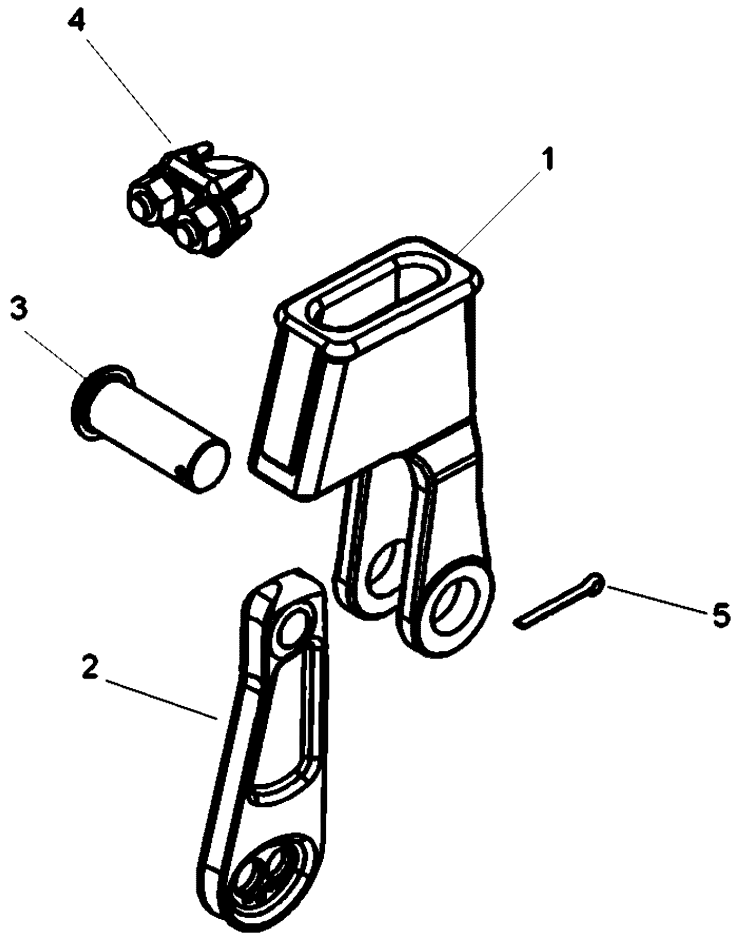
Assembly No.

02304349

Revision: **A**

Item	FN	Part	Qty	Description
1		02312367	1	WEIGHT 1 EN-GJL-200
2		02312366	1	WEIGHT 2 EN-GJL-200
3		02312370	1	Stop bolt GN 613-10-AK-NI GANT
4		01146650	1	Socket-head screw M12x110 8.8-
5		00437745	1	Hex L Nut M12 8-A3C ISO 7040
6		02312369	1	Coil chain G 6x24 bk DIN 5685-
7		00437181	2	CAP SCREW, M10 X 20 HEX HEAD
8		01368030	2	WASHER
9		03041355	1	Wire rope sling 1N-ZNK 6X0,6-P
10		00435782	2	Shackle A 0,25 Fe/Zn40 DIN 821

Manitowoc Cranes



Manitowoc Cranes

Description

SOCKET, 3/4" OPEN WEDGE

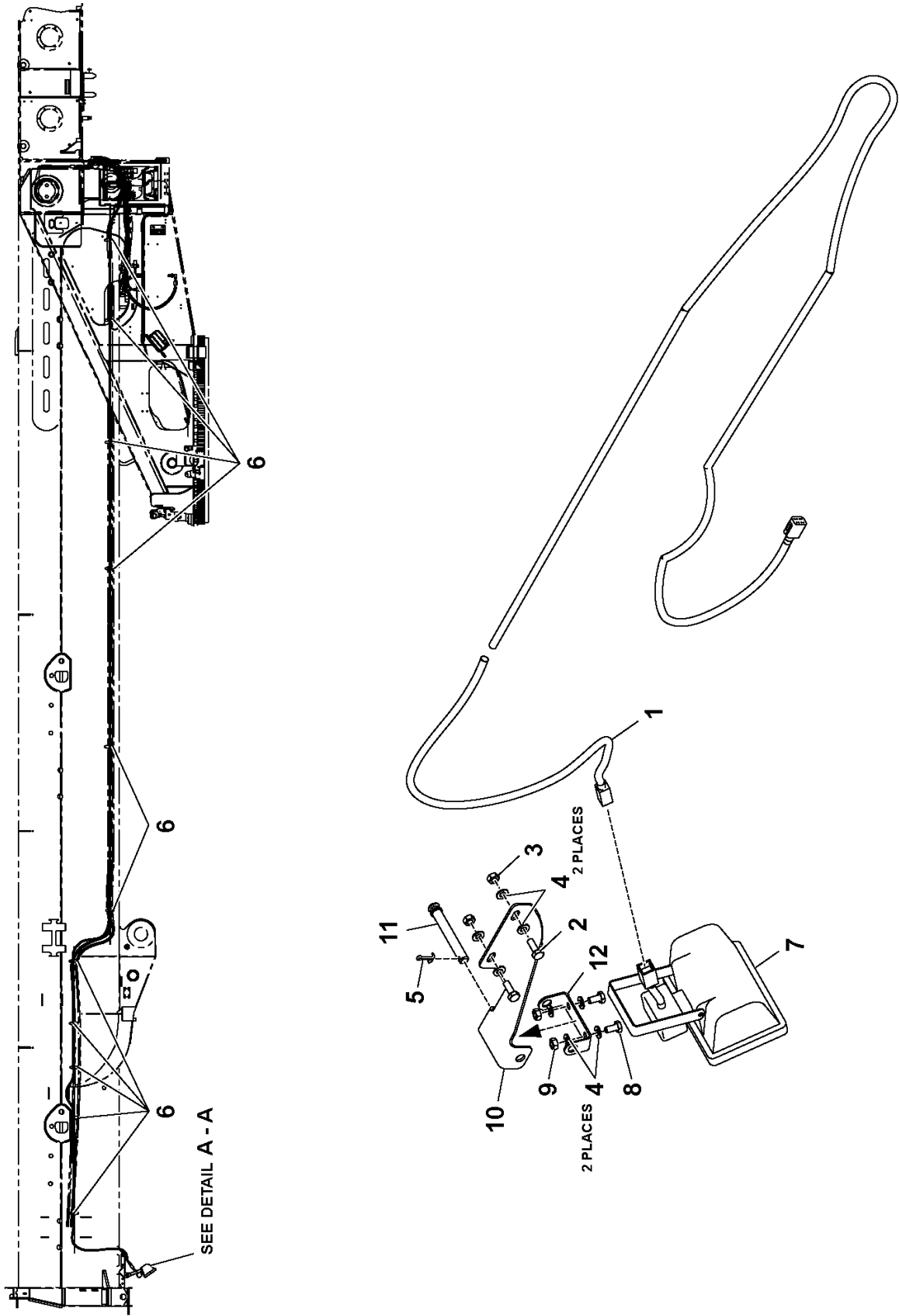
Assembly No.

7826000641

Revision:

Item	FN	Part	Qty	Description
1		NSS	1	SOCKET
2		9826100013	1	WEDGE
3		9826100014	1	PIN
4		9914100044	1	CLIP
5		9086100869	1	PIN, COTTER

Manitowoc Cranes



Manitowoc Cranes

Description

BOOM LIGHT INSTALLATION

Assembly No.

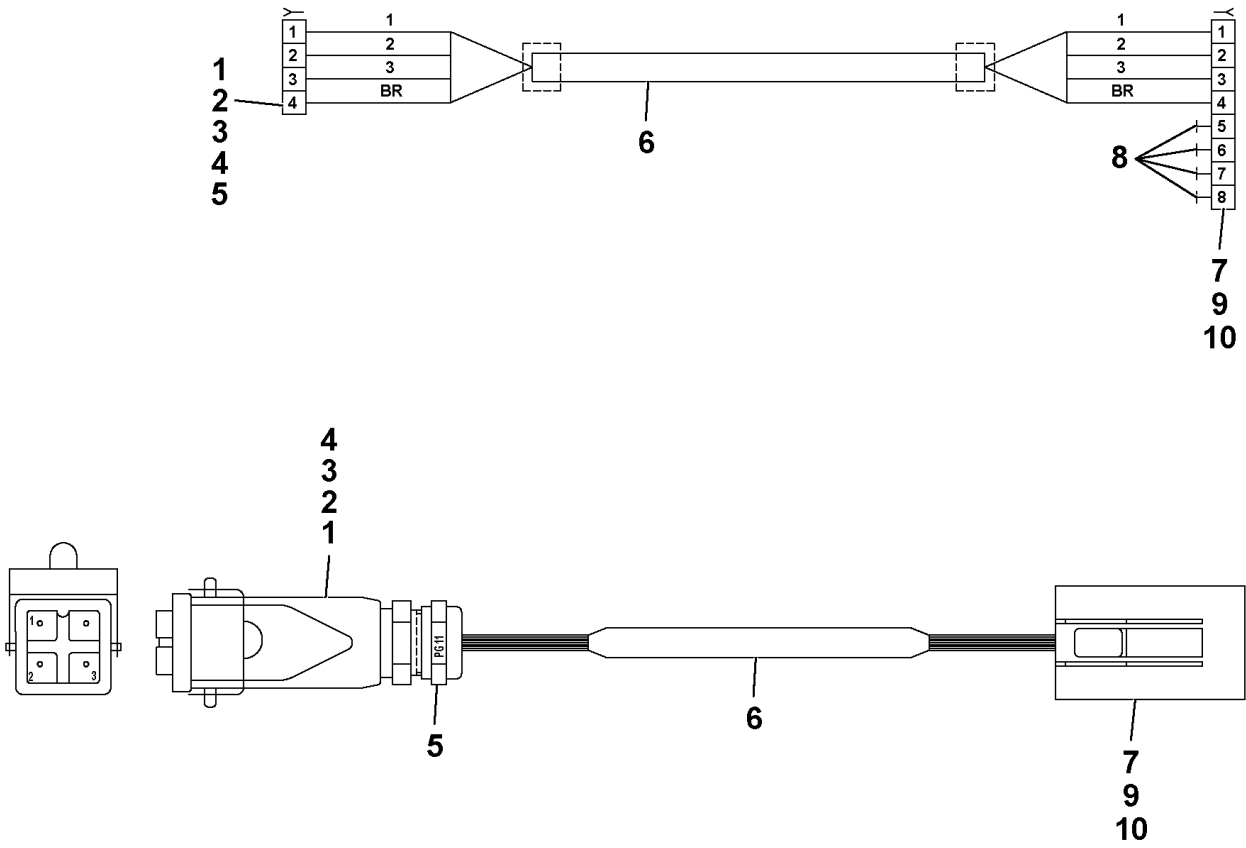
80011905

Revision: **A**

Item	FN	Part	Qty	Description
1	+	80012209	1	BOOM LIGHTS CABLE ASSEMBLY
2		7126191353	2	CAP SCREW, M10 X 30MM HEX HEAD
3		7661190003	2	NUT, HEX 10MM
4		7951190014	8	FLAT WASHER, 10MM I.D.
5		7690102010	1	PIN, COTTER 3/16" X 1 1/4"
6		7850000208	45	CABLE TIE, BLACK
7		03054827	1	FLOODLIGHT ASSY INCLUDES THE FOLLOWING PARTS
		02254950	1	WORKING FLOODLIGHT
		02309610	2	GLOW LAMP
		01683995	1	HOOD
		01206427	1	INSERT, MALE
		02212602	0	PILOT WIRE 4X1,0
		01370502	2	CABLE CONN
		01370502	1	CABLE CONN
		01370503	1	CONN, CABLE
		02312645	2	END-SLEEVE
		02312363	4	END-SLEEVE E 1,00-8 DIN 46228
8		7126191153	2	CAP SCREW, M10 X 20 HEX HEAD
9		7661190003	2	NUT, HEX 10MM
10		03108811	1	PLATE
11		03063299	1	PIN
12		03108812	1	PLATE

+ SEE FURTHER BREAKDOWN THIS GROUP

Manitowoc Cranes



Manitowoc Cranes

Description

BOOM LIGHTS CABLE ASSEMBLY

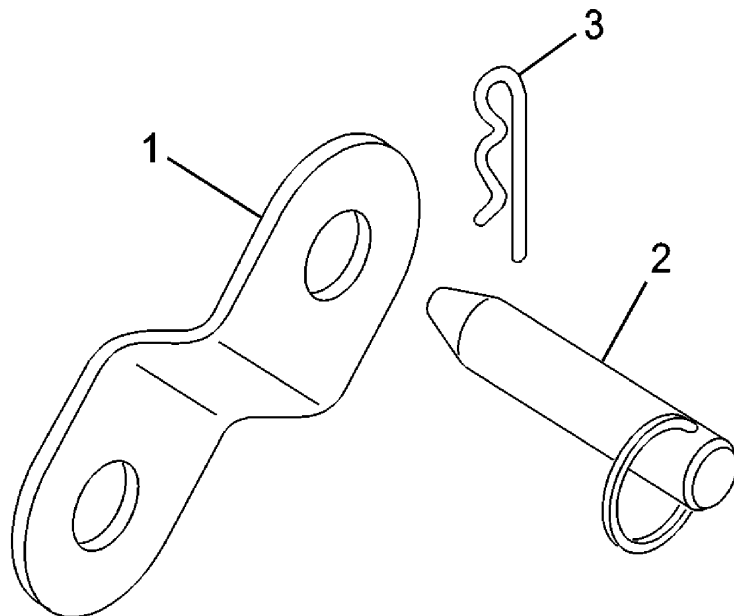

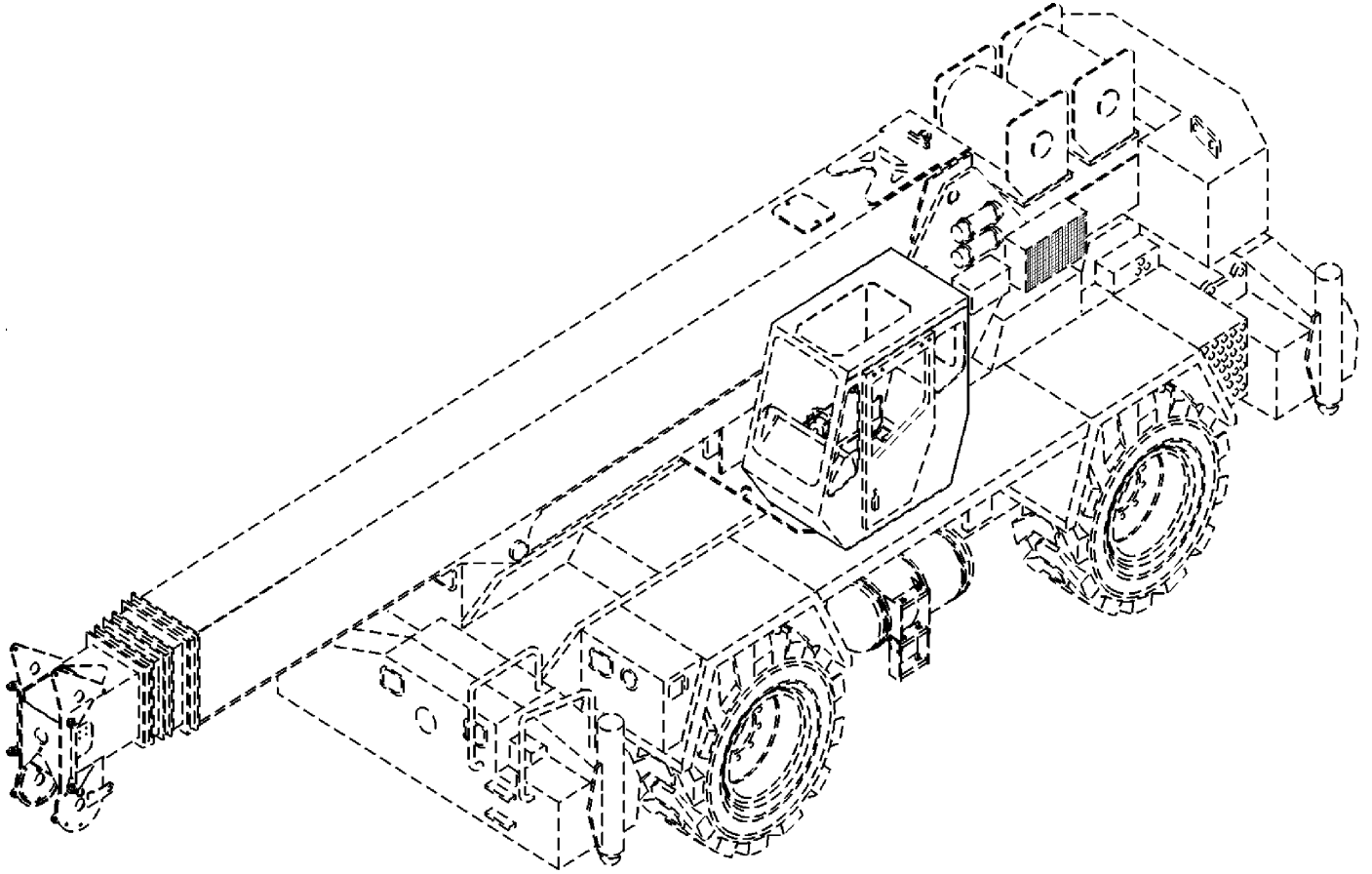
Assembly No.

80012209

Revision: **A**

Item	FN	Part	Qty	Description
1		01206421	1	Hood 09 20003 1750 HARTING
2		01206422	1	Female insert 09 20003 2711 HA
3		02312363	4	END-SLEEVE E 1,00-8 DIN 46228
4		03320111	1	Retaining ring NYLTITE-M3 P.S.
5		01370502	1	CABLE CONN
6		02212602	15	PILOT WIRE 4X1,0
7		7709000845	1	PLUG 8 SOCKET
8		7689000503	4	PLUG, SEALING 16 - 12 AWG
9		80008788	1	180 DEG BSHELL
10		7826000626	4	SOCKET, 16 - 18 AWG

Manitowoc Cranes



Manitowoc Cranes

Description

WEDGE SOCKET ADAPTER KIT

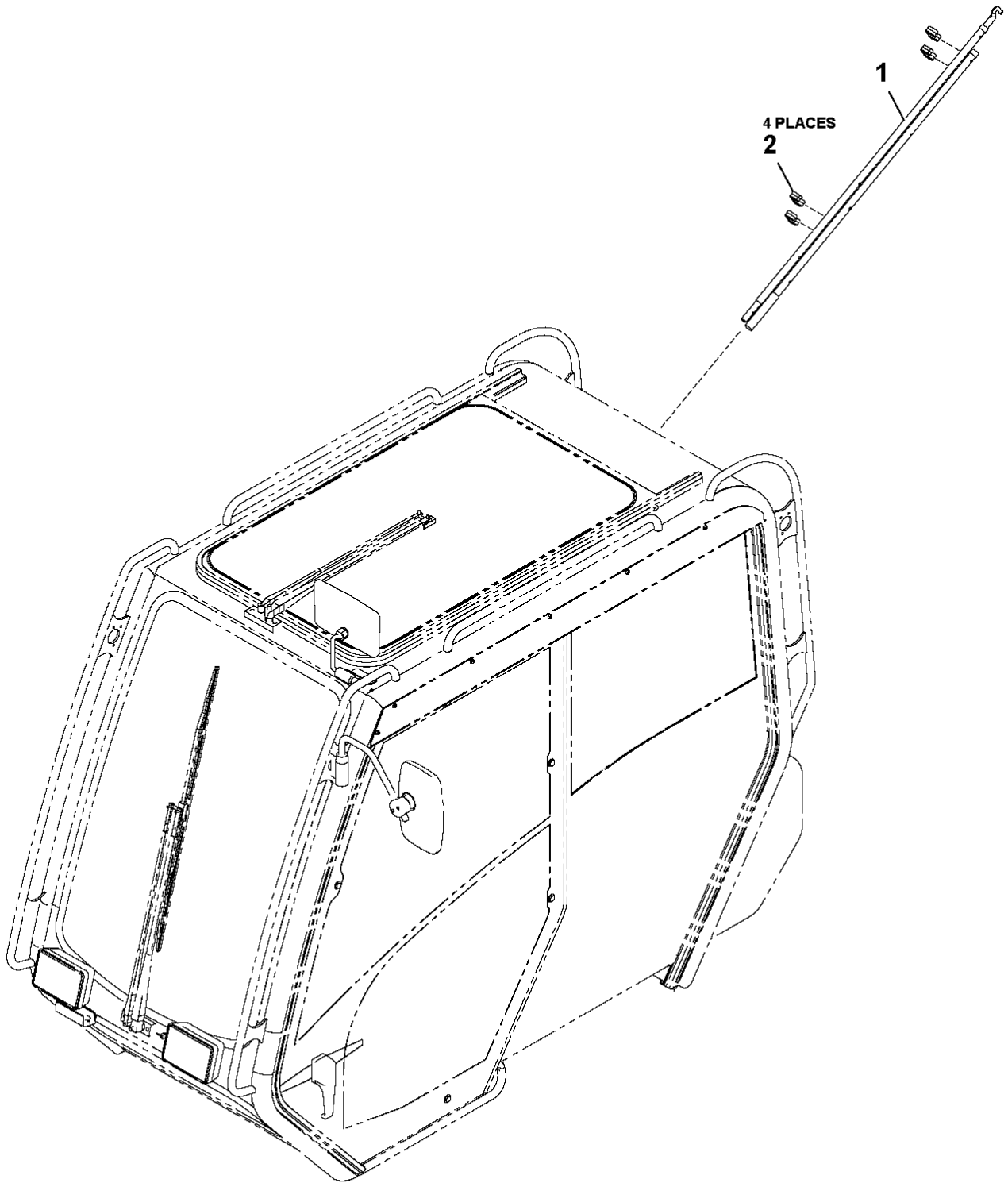
Assembly No.

6576100177

Revision: #

Item	FN	Part	Qty	Description
1		6601100007	1	LINK WELD (19MM)
2		7689000721	1	PIN, HITCH
3		7690102810	1	PIN, COTTER 3/16" X 1 3/4"

Manitowoc Cranes



Manitowoc Cranes

Description

POLE INSTALLATION-JIB RELEASE

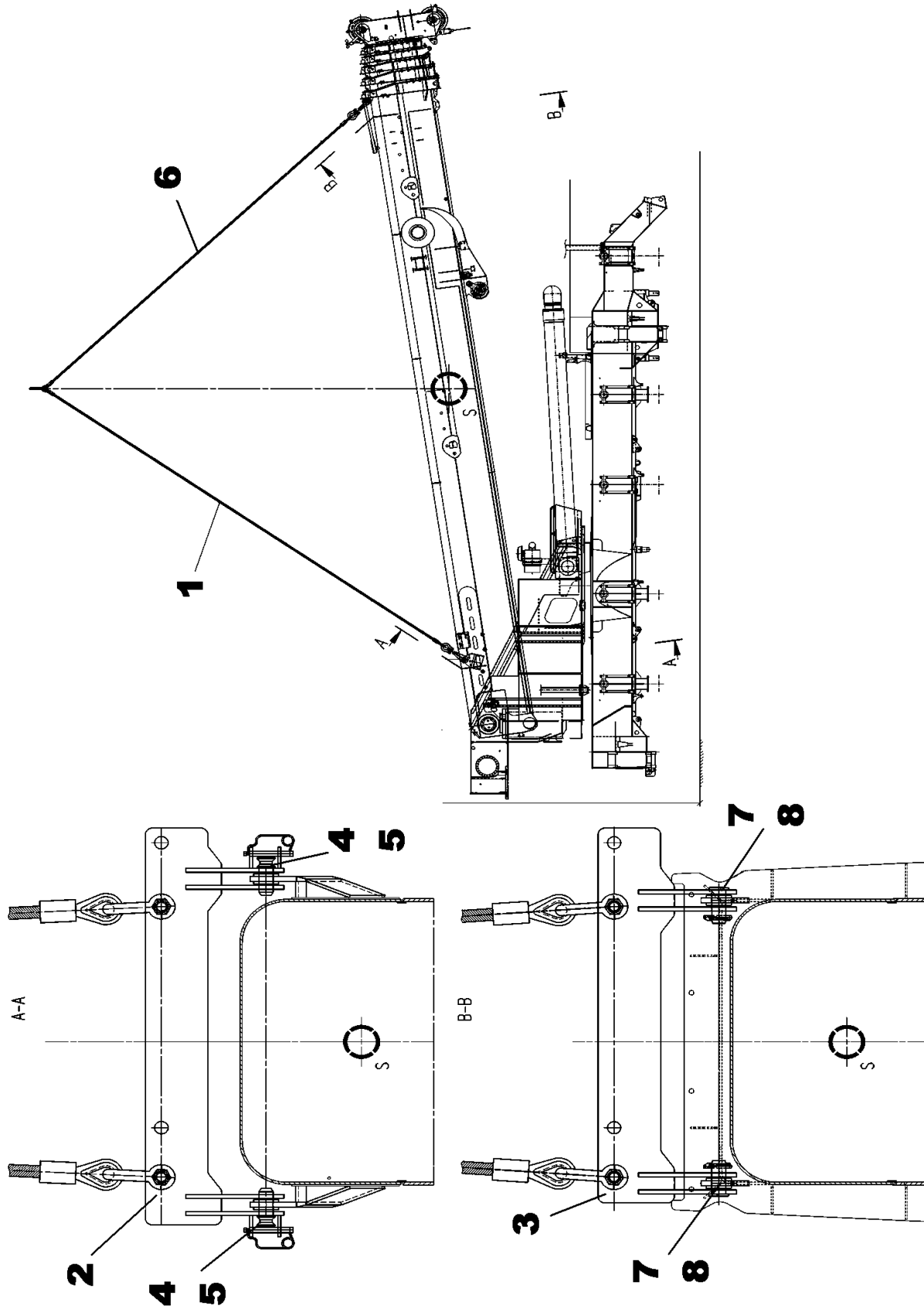
Assembly No.

80020092

Revision: #

Item	FN	Part	Qty	Description
1		7714100000	1	POLE, JIB STOWAGE
2		7531100009	4	HOLDER, TOOL

Manitowoc Cranes



03125617

(SHEET 1 OF 1)

Manitowoc Cranes

Description

BOOM REMOVAL RIGGING

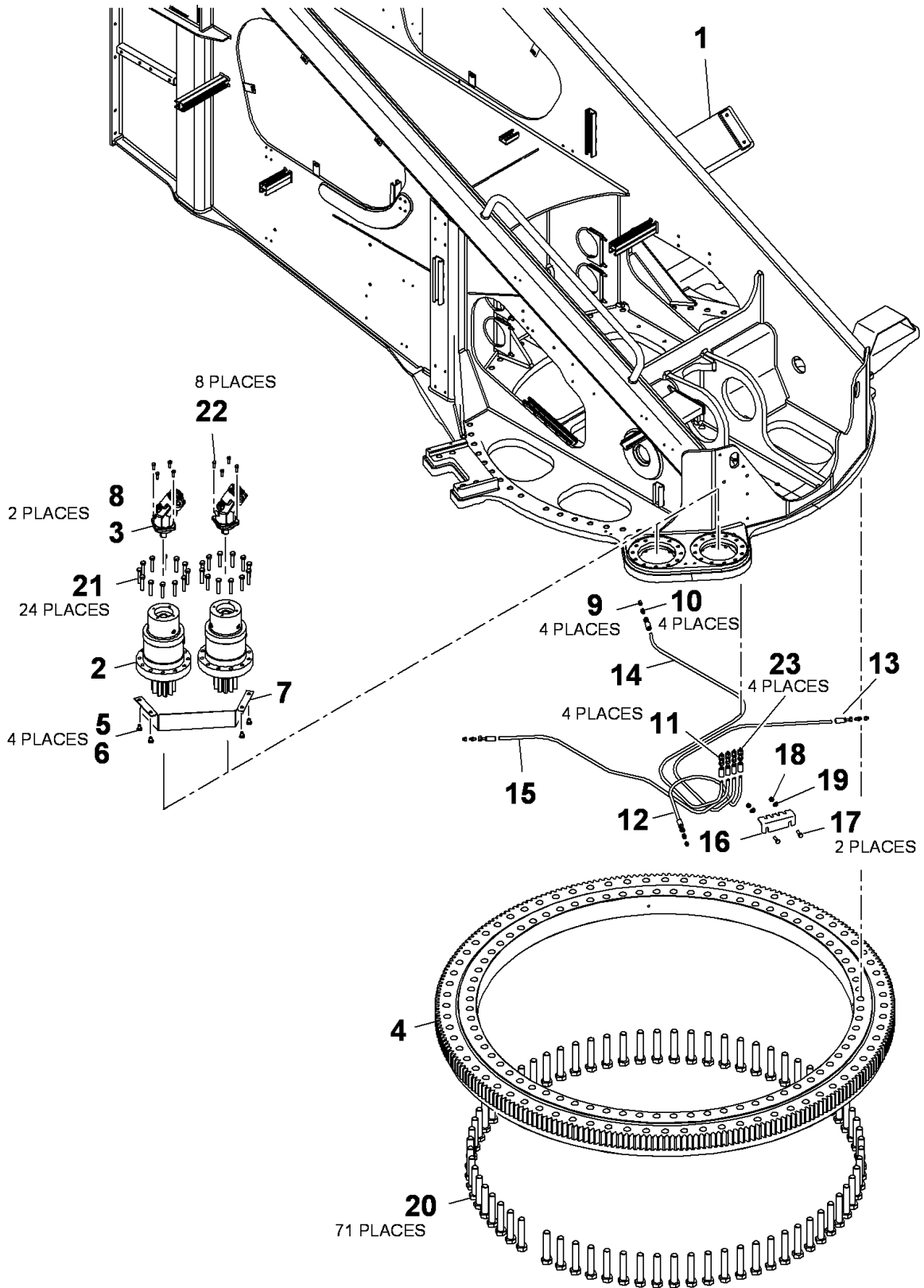
Assembly No.

03125617

Revision: **A**

Item	FN	Part	Qty	Description
1		03153351	1	STOP RING WITH WIRE ROPE SLING
2		03125621	1	CROSS BEAM FOOT
3		03125620	1	CROSS BEAM COLLAR
4		03125626	2	Pin 30CrNiMo8 V
5		03007468	2	SECURING PIN
6		03153349	1	STOP RING WITH WIRE ROPE SLING
7		03153350	2	Pin 30CrNiMo8 V
8		00436835	2	COTTER PIN

Manitowoc Cranes



Manitowoc Cranes

Description

TURNTABLE BEARING AND DRIVE INSTALLATION

Assembly No.

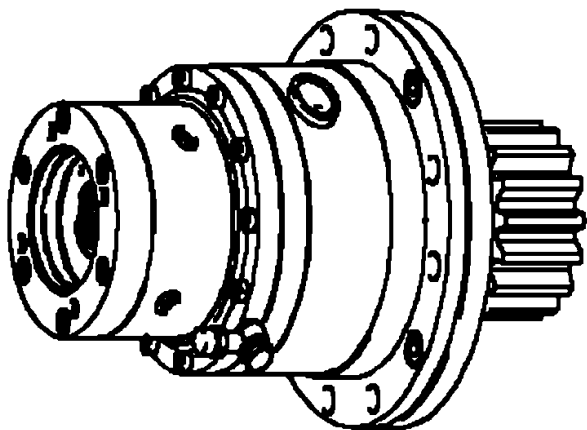
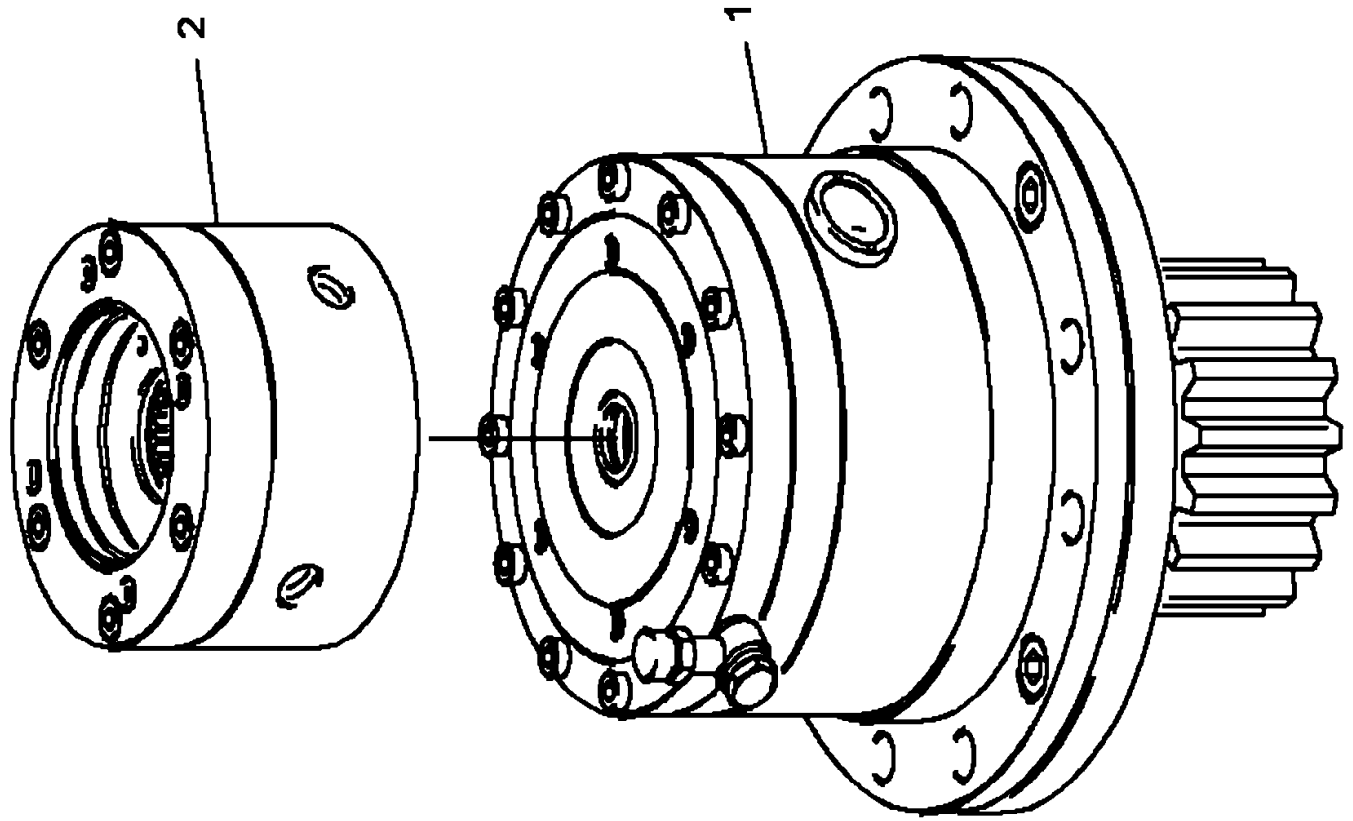
80012479

Revision: **B**

Item	FN	Part	Qty	Description
1		80032223	1	TURNTABLE
2	+	03010220	2	BOX SUB ASSEMBLY - SWING DRIVE
3	+	02256891	2	AXIAL PISTON MOTOR A2FM
4		03012551	1	BALL BEARING SLEW GEAR 061.50.
5		00437187	4	HEXAGON HEAD SCREW
6		01686862	4	F WASHER 12 200HV-A2 ISO 7090
7		80012476	1	PINION GUARD
8		00550950	2	O-RING
9		02251403	4	ADAPTER
10		80012474	4	ADAPTER
11		80012475	4	BULKHEAD FITTING PIPE / JIC
12		7550104530	1	HOSE
13		7550106730	1	HOSE
14		7550108530	1	HOSE
15		7550106330	1	HOSE
16		80012477	1	BRACKET
17		7126191353	2	CAP SCREW, M10 X 30MM HEX HEAD
18		7661190003	2	NUT, HEX 10MM
19		7951190014	2	FLAT WASHER, 10MM I.D.
20		03317135	71	HHCS M27x140 10.9/42Cr ISO4014
21		00434386	24	HHCS M12X65
22		7126171253	8	CAP SCREW, M8X25 HEX HEAD
23		7440000000	4	FITTING, 1/8 STRAIGHT GREASE

+ SEE FURTHER BREAKDOWN THIS GROUP

Manitowoc Cranes



Manitowoc Cranes

Description

BOX SUB ASSEMBLY - SWING DRIVE

Assembly No.

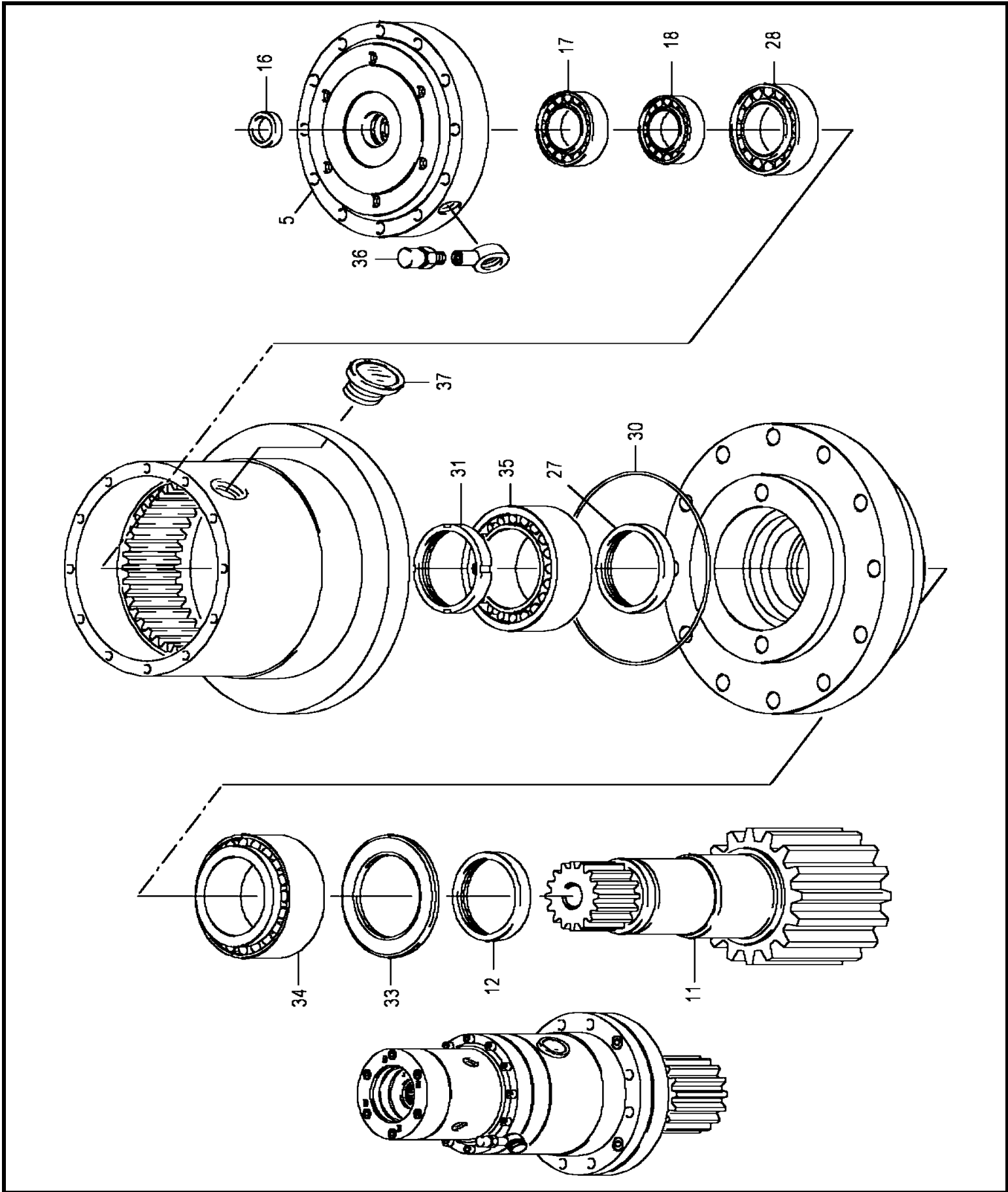
03010220

Revision: **A**

Item	FN	Part	Qty	Description
1	+	03328081	1	STANDARD GEAR CPL.
2	+	02315068	1	HYDRAULIC-MULTIPLE-DISK BRAKE

+ SEE FURTHER BREAKDOWN THIS GROUP

Manitowoc Cranes



03328081

(SHEET 1 OF 1)

Manitowoc Cranes

Description
STANDARD GEAR CPL.

Assembly No.
03328081
Revision: **B**

Item	FN	Part	Qty	Description
1		02315810	1	SUN WHEEL
2		02315811	3	PINION, PLANETARY
3		02315812	1	RING GEAR
4		03134798	1	PIN CARRIER
5		03319779	1	ADAPTER
6		02315815	1	WHEEL, SUB
7		02315816	3	PINION, PLANETARY
8		03042918	1	RING GEAR
9		03042919	1	PINION, PLANETARY
10		02315819	3	PIN
11		03042920	1	PINION SHAFT
12		02315821	1	SPACER RING
13		03042921	1	BUSHING, BEARING
14		02315823	1	PIPE UNION
15		01686242	12	SHCS M8x50 8.8-A2C ISO 4762
16		02315065	1	ROTARY SHAFT SEAL
17		02315069	1	GROOVED BALL BEARING
18		02315070	1	GROOVED BALL BEARING
19		02315071	3	BEARING, PLANETARY PINION
20		00028205	3	Retaining ring 20X1,2 Spring s
21		00028210	1	RING, RETAINING
22		00436695	2	PLUG, SCREW
23		02316383	1	PLUG, SCREW
24		00117132	4	SEALING RING
25		01368741	1	RING, SEALING
26		03042922	1	HOLLOW SCREW
27		01679004	1	ROTARY SHAFT SEAL
28		02315072	1	GROOVED BALL BEARING
29		02315073	3	BEARING, PLANETARY PINION
30		02312186	1	O-RING
31		03042923	1	LOCK NUT
32		01146955	4	SHCS M10X30 8.8-A3C ISO 4762
33		02315074	1	NILOS RING
34		02315078	1	TAPERED ROLLER BEARING

Manitowoc Cranes

Description

STANDARD GEAR CPL.

Assembly No.

03328081

Revision: **B**

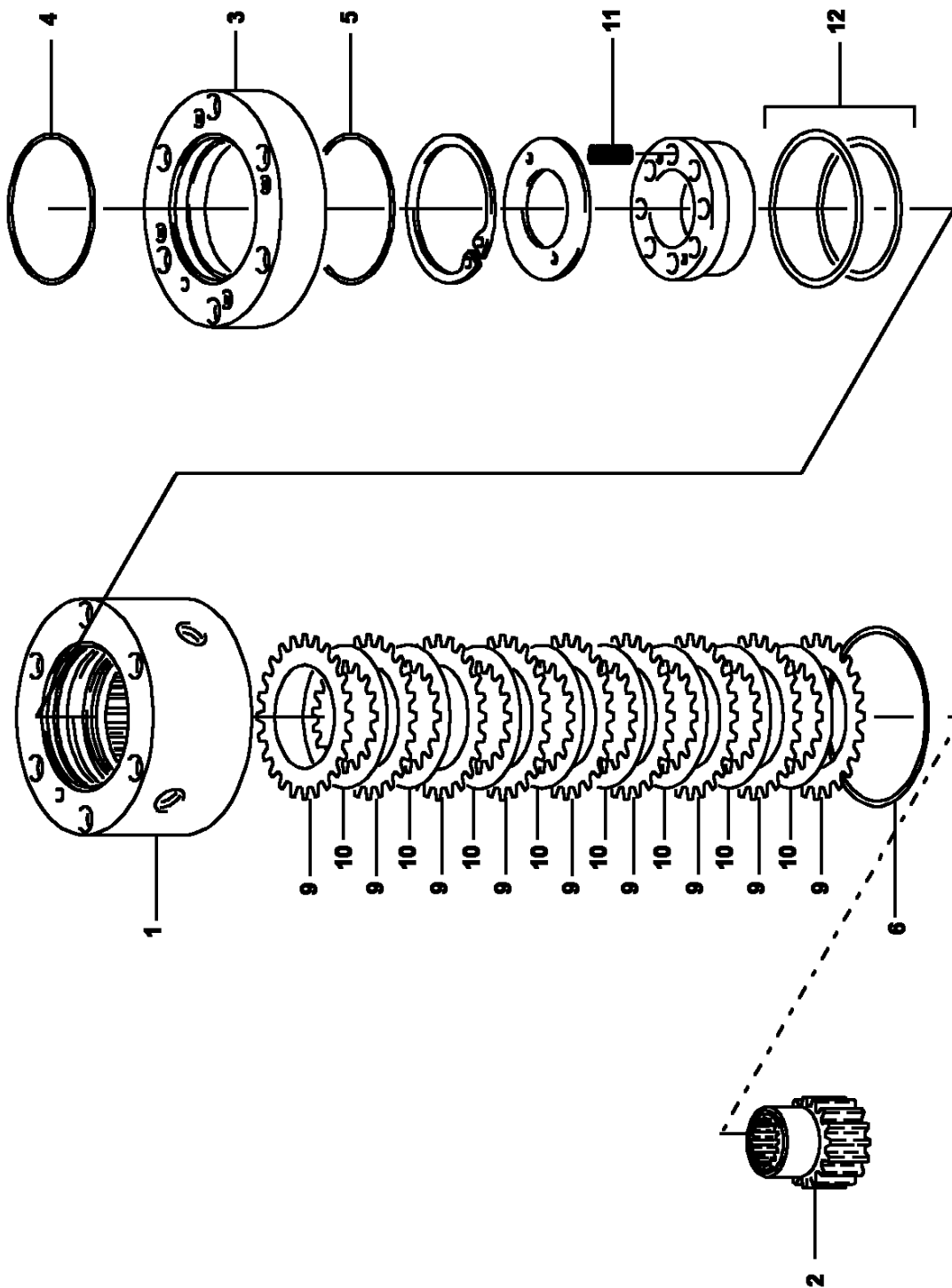
Item	FN	Part	Qty	Description
35		02315079	1	TAPERED ROLLER BEARING
36		02312187	1	VENTILATION FILTER
37		01929853	2	OIL-DISPLAY TUBE
38		00105293	1	RING, RETAINING
39		00028213	1	RING, RETAINING
40		03134800	3	PIN

Manitowoc Cranes

Notes

Manitowoc Cranes

2318098-F-BL01-1108-0000



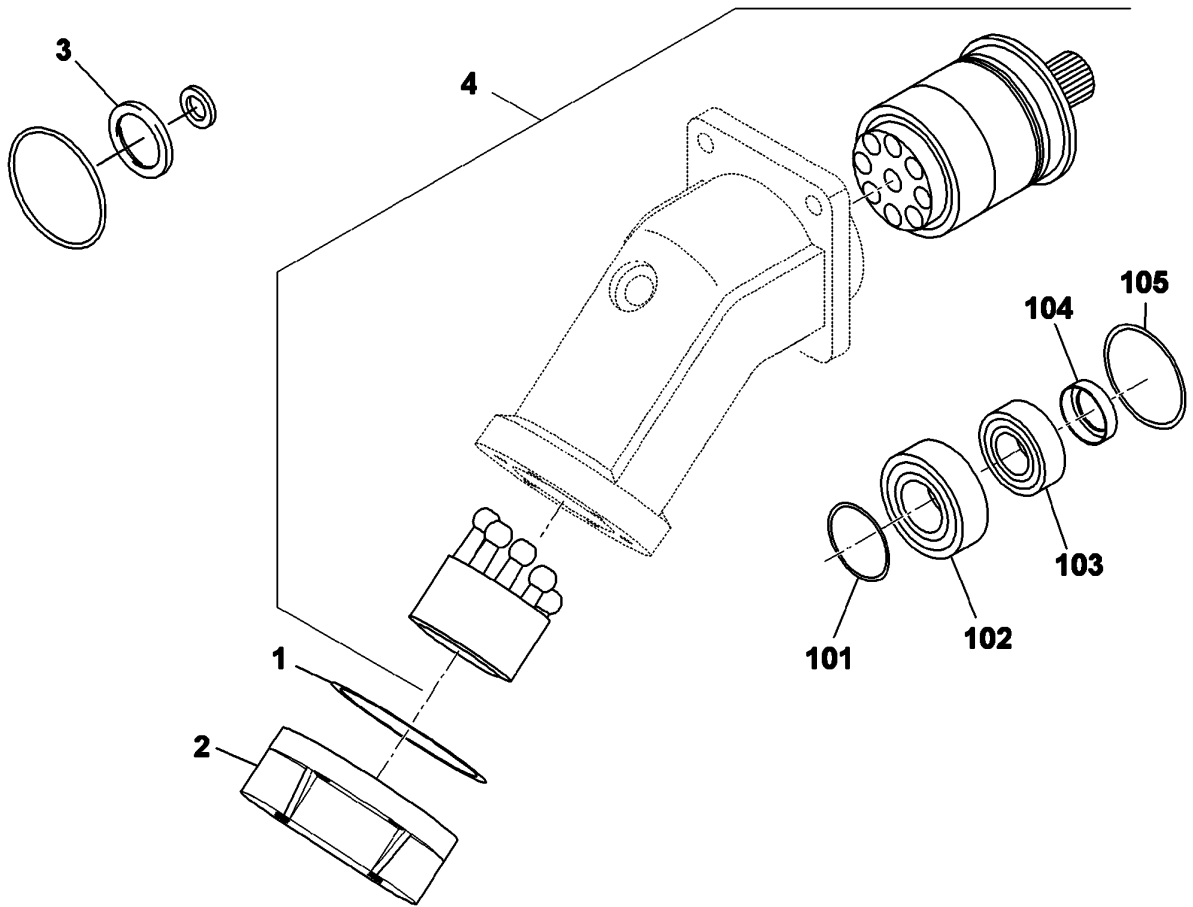
Manitowoc Cranes

Description
HYDRAULIC-MULTIPLE-DISK BRAKE

Assembly No.
02315068
 Revision: **F**

Item	FN	Part	Qty	Description
1		02315085	1	CONTROL UNIT
2		03042925	1	DISC CARRIER
3		02315086	1	ENGINE FLANGE
4		00550950	1	O-RING
5		02313182	1	O-RING
6		02315082	1	O-RING
7		03043446	1	SET SCREW, M6X12
8		00103740	6	SHCS M8X90
9		02315080	9	EXTERNAL DISC
10		02315081	8	DRIVE DISC
11		02313181	8	PRESSURE SPRING
12		03044825	1	GASKET SET
13		03042926	1	RETAINING RING 82X2,5
14		02315808	1	SPRING TYPE STRAIGHT PIN 5X12

Manitowoc Cranes



Manitowoc Cranes

Description

AXIAL PISTON MOTOR A2FM

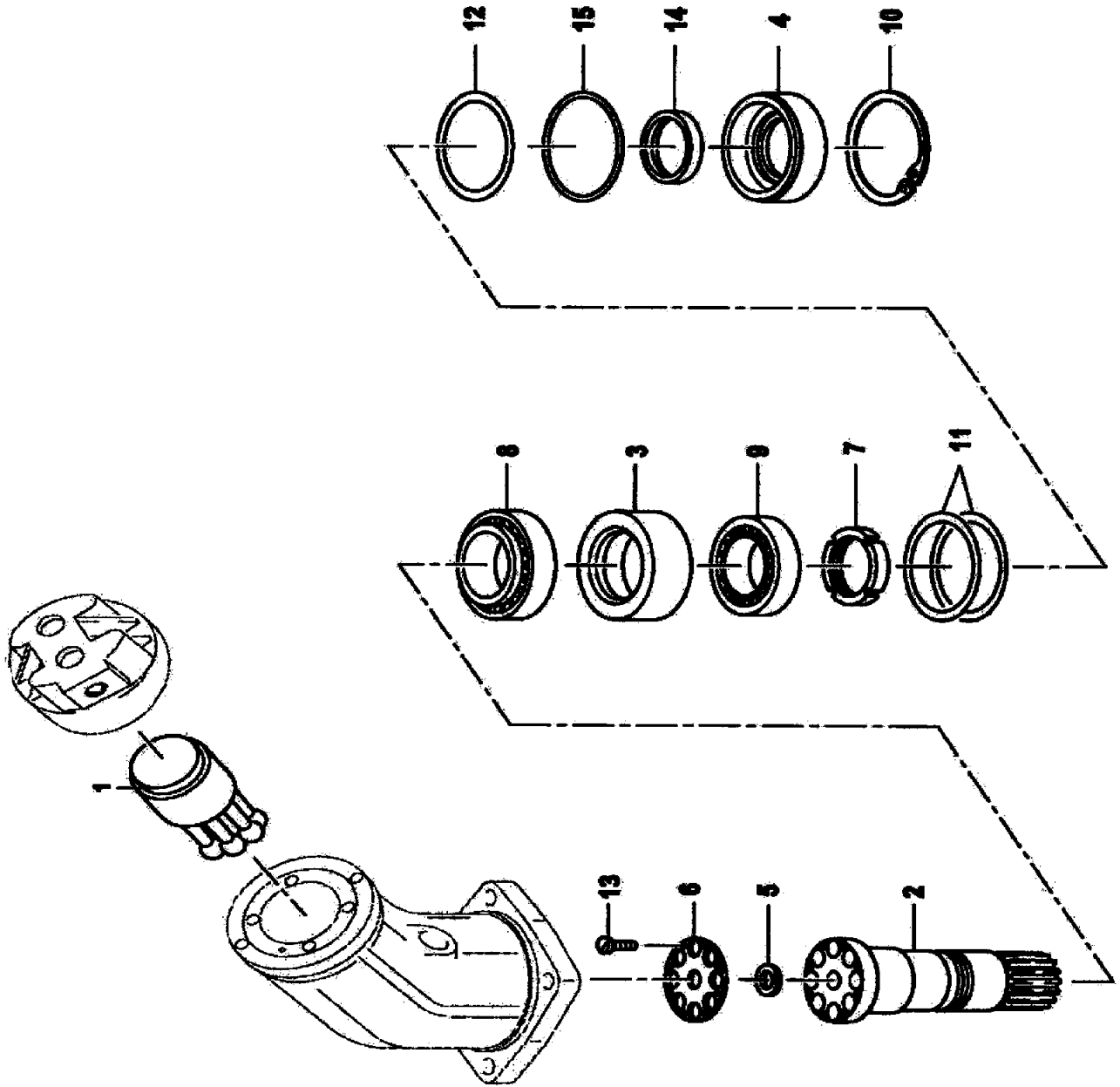
Assembly No.

02256891

Revision: #

Item	FN	Part	Qty	Description
1		02313734	1	O-RING
2		02316385	1	CONNECTION BOARD
3		03315219	1	GASKET SET
4		02315939	1	ROTARY GROUP INCLUDES ITEMS 101 THRU 105
101		02315942	1	BEARING RING
102		02315947	1	TAPERED ROLLER BEARING
103		02315948	1	TAPERED ROLLER BEARING
104		02313736	1	ROTARY SHAFT SEAL
105		02313735	1	O-RING

Manitowoc Cranes



Manitowoc Cranes

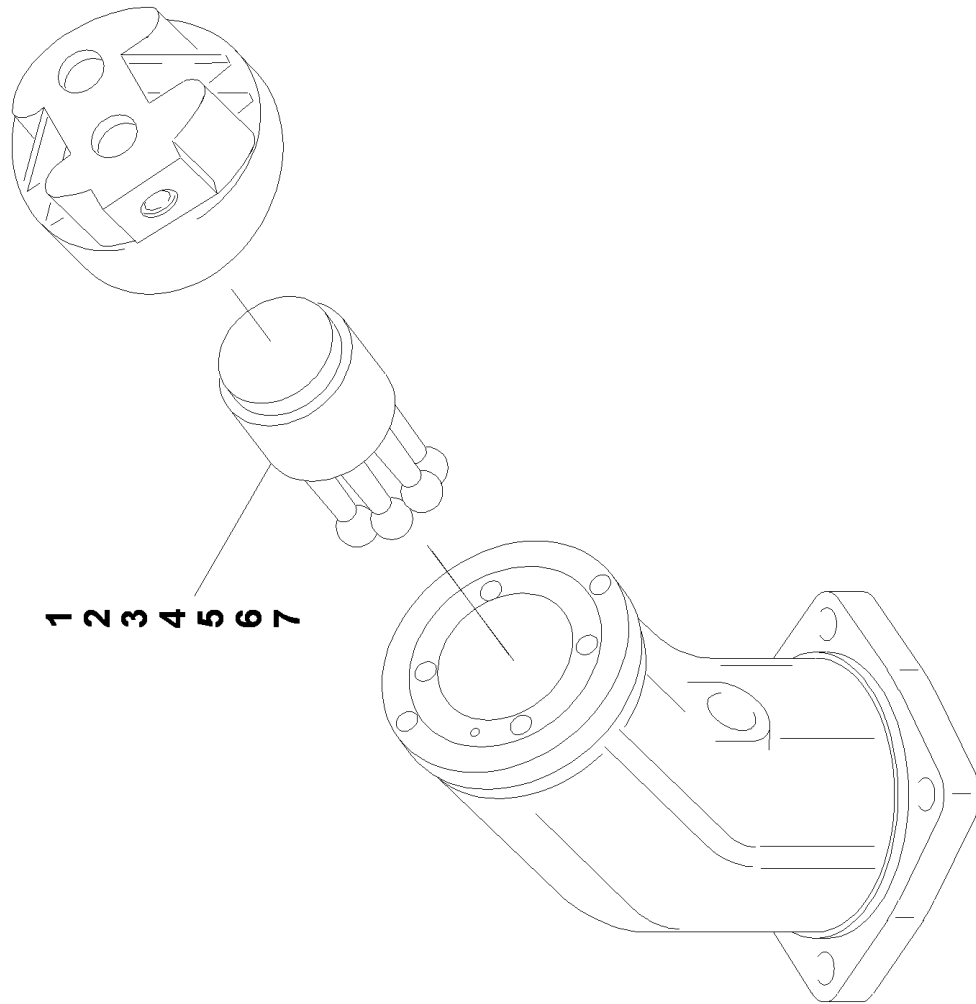
Description
ROTARY GROUP

Assembly No.
02315939
Revision: **A**

Item	FN	Part	Qty	Description
1	+	02315940	1	ROTARY GROUP COUPLING
2		02315941	1	Transmission shaft 430115-201
3		02315942	1	BEARING RING
4		02315943	1	LOCK-RING
5		02315944	1	WASHER, HYD
6		02315945	1	RETURN PLATE
7		02315946	1	LOCK NUT
8		02315947	1	TAPERED ROLLER BEARING
9		02315948	1	TAPERED ROLLER BEARING
10		00028509	1	Retaining ring 70X2,5 Spring s
11		02315949	2	WASHER
12		02315950	1	Washer 156379-N02 085BL 2; PS
13		02315951	7	Button head screw 831103-N02 1
14		02313736	1	ROTARY SHAFT SEAL
15		02313735	1	O-RING

+ SEE FURTHER BREAKDOWN THIS GROUP

Manitowoc Cranes



Manitowoc Cranes

Description

ROTARY GROUP COUPLING

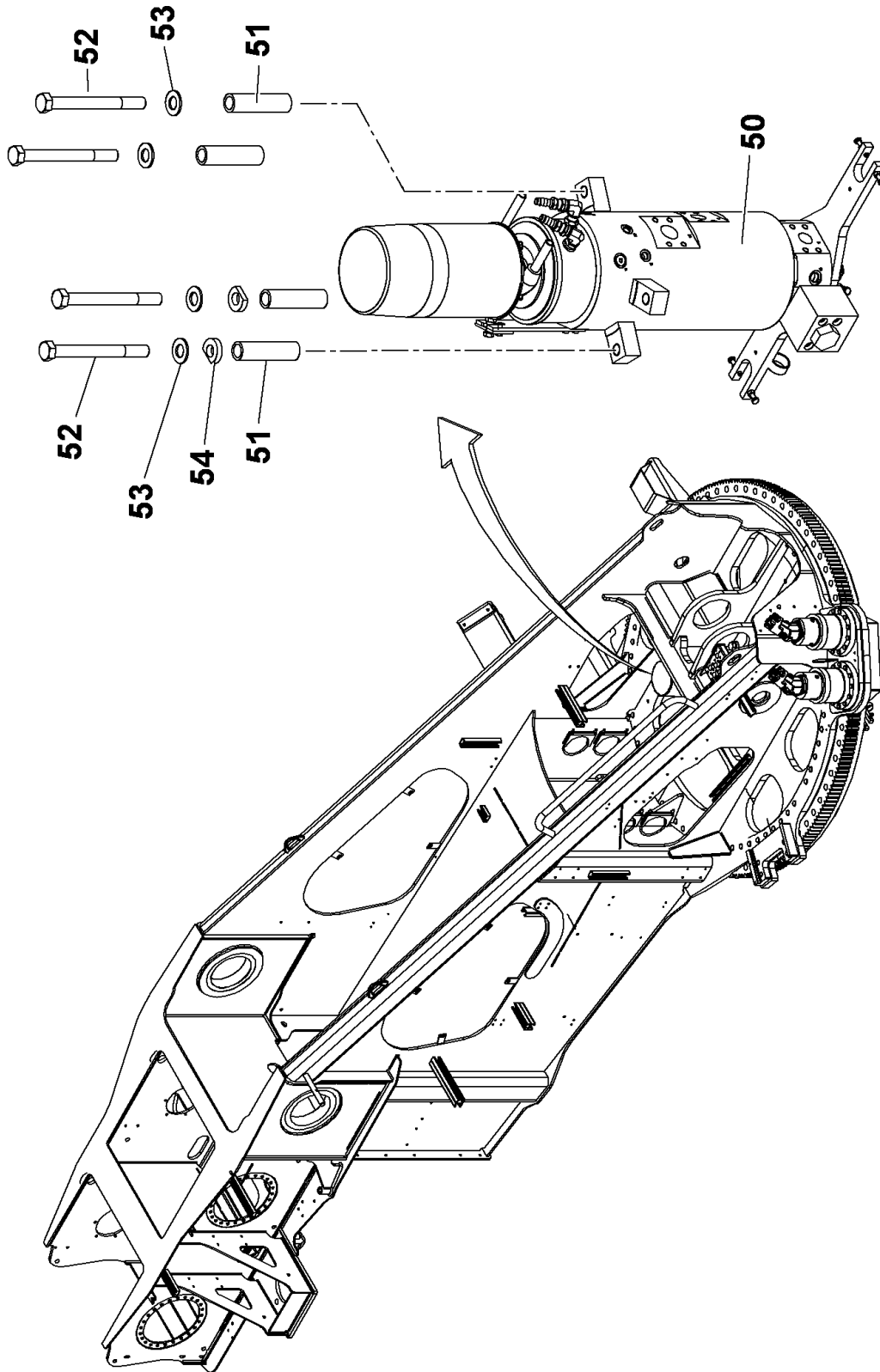
Assembly No.

02315940

Revision: #

Item	FN	Part	Qty	Description
1		02316387	1	Cylinder 421299-201 10 07 92 H
2		02316388	1	Control plate 449359-201 10 06
3		02316389	1	Middle spigot 411107-201 10 07
4		02316390	7	Piston 430107-201 10 07 92 HYD
5		02316391	1	Spring plate 445974-201 11 06
6		02316395	6	Cup spring 411160-201 11 07 90
7		02316396	14	Sealing ring 156405 8,5X9,7X1,

Manitowoc Cranes



Manitowoc Cranes

Description

**ELECTRIC, WATER & HYDRAULIC SWIVEL INSTALLATION
WITH AIR-CONDITIONING**

Assembly No.

80033016

Revision: **B**

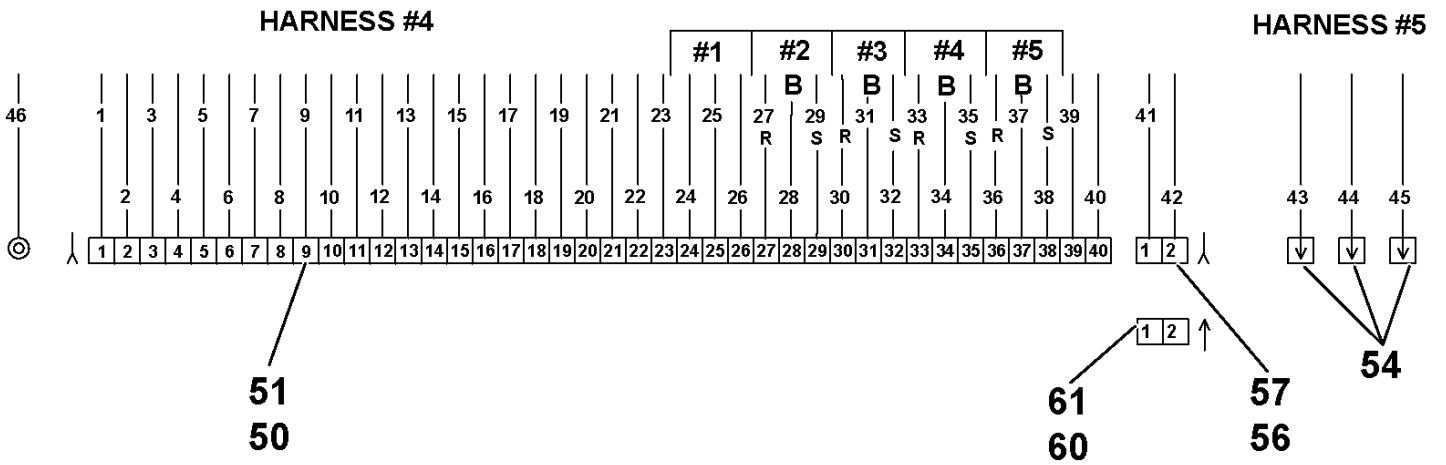
Item	FN	Part	Qty	Description
50	+	80033017	1	ELECTRIC, WATER & HYDRAULIC SWIVEL ASSEMBLY WITH AIR-CONDITIONING
51		80012029	4	BUSHING
52		7126293750	4	HHCS M24X220 -8.8 ISO 4014
53		7949000359	4	WASHER, 1" I.D. HARDENED ROUND
54		80012181	2	PLATE-SPACER

+ SEE FURTHER BREAKDOWN THIS GROUP

Manitowoc Cranes

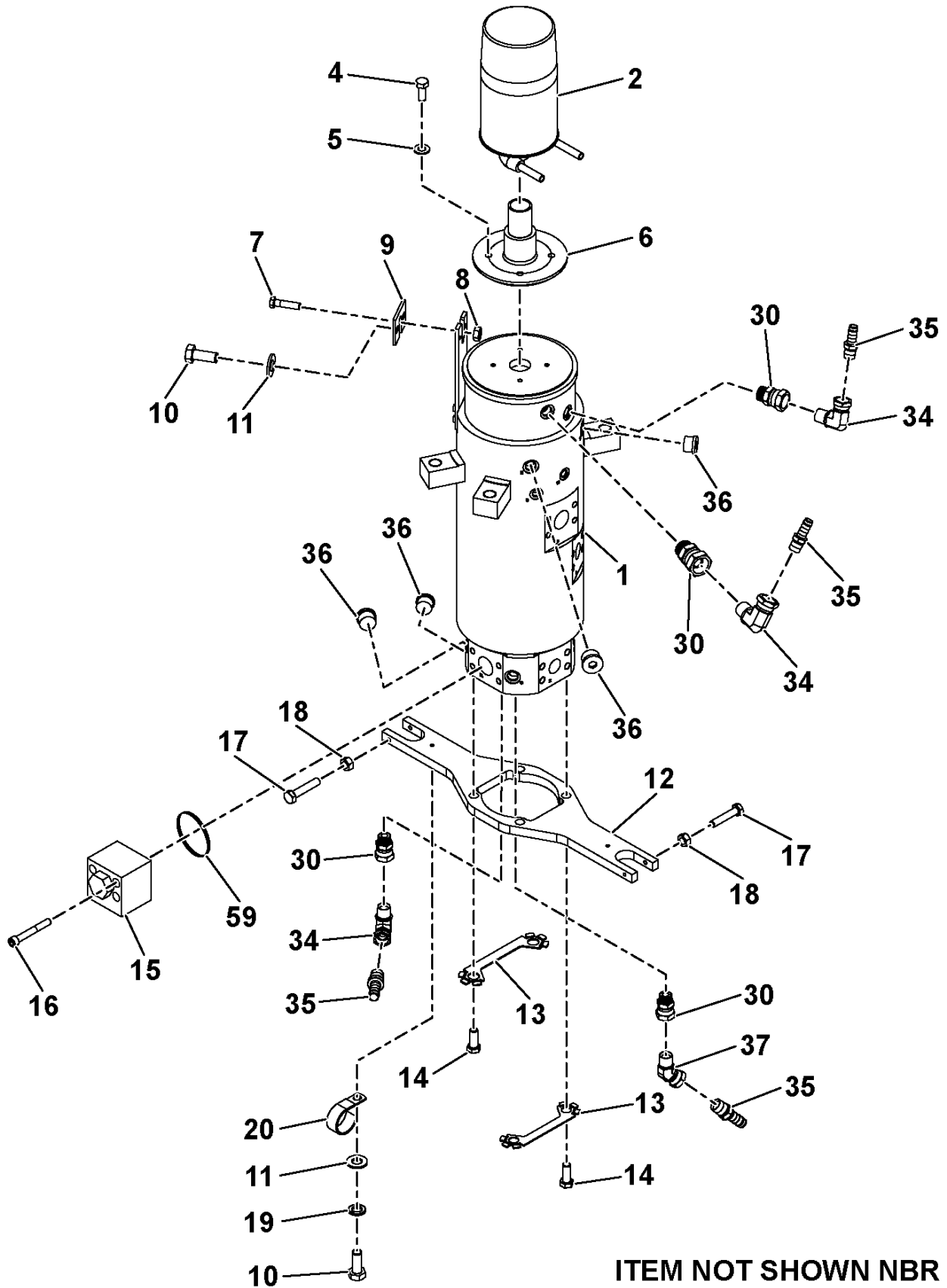
Notes

Manitowoc Cranes



SWIVEL WIRING HARNESSSES - CARRIER

Manitowoc Cranes



ITEM NOT SHOWN NBR 55,62

Manitowoc Cranes

Description

**ELECTRIC, WATER & HYDRAULIC SWIVEL ASSEMBLY
WITH AIR-CONDITIONING**

Assembly No.

80033017

Revision: **B**

Item	FN	Part	Qty	Description
1	+	80032847	1	SWIVEL ASSEMBLY
2	+	80012010	1	SLIP RING ASSY 46 CONDUCTOR
4		7126171150	4	CAP SCREW, M8 X 20MM HEX HEAD
5		7949000534	4	WASHER, HARDENED ROUND
6		6714100004	1	POST, CENTER
7		7115181650	1	CAP SCREW, 1/2"-13UNCX2"LONG
8		7660180200	1	NUT, HEX 1/2" - 13 N.C.
9		6705016148	1	PLATE
10		7126171150	3	CAP SCREW, M8 X 20MM HEX HEAD
11		7950150141	3	WASHER, FLAT 5/16"
12		80010291	1	PLATE-RETAINER
13		80012670	2	PLATE-RETAINER
14		7127241550	4	CAP SCREW, M16 X 40MM HEX HEAD
15		80010206	1	VALVE INLINE CHECK 45PSI INCLUDES THE FOLLOWING PARTS
		90017542	1	VALVE, CART. CHECK
		9926113009	1	KIT, SEAL
16		00103752	4	SOCKET-HEAD SCREW M12X90
17		7126171553	4	CAP SCREW, M8 X 40MM HEX HEAD
18		7661170003	4	NUT
19		7950150050	1	WASHER, LOCK 5/16" I.D.
20		7300000249	1	CLAMP, TUBING 1 1/2" I.D.
30		7445080803	4	ADAPTER, STRAIGHT
34		7445080804	3	ELBOW, 90 DEGREE
35		7649000059	4	NIPPLE, HOSE 5/8 ID TO 1/2 NPT
36	#	7709800000	4	PLUG, SAE #8 INCLUDES THE FOLLOWING PARTS
		7755908002	1	O-RING
37		7445080809	1	ADAPTER, SWIVEL
50		7172000554	1	BOOT
51		7709000820	1	PLUG 40 SOCKET
54		7892000939	3	RECEPTACLE, 1 PIN
55		8594000022	4	FLEXGUARD - 1.250" I.D. (QUANTITY IN FEET)

+ SEE FURTHER BREAKDOWN THIS GROUP

SERVICED AS AN ASSEMBLY ONLY

Manitowoc Cranes

Description

**ELECTRIC, WATER & HYDRAULIC SWIVEL ASSEMBLY
WITH AIR-CONDITIONING**

Assembly No.

80033017

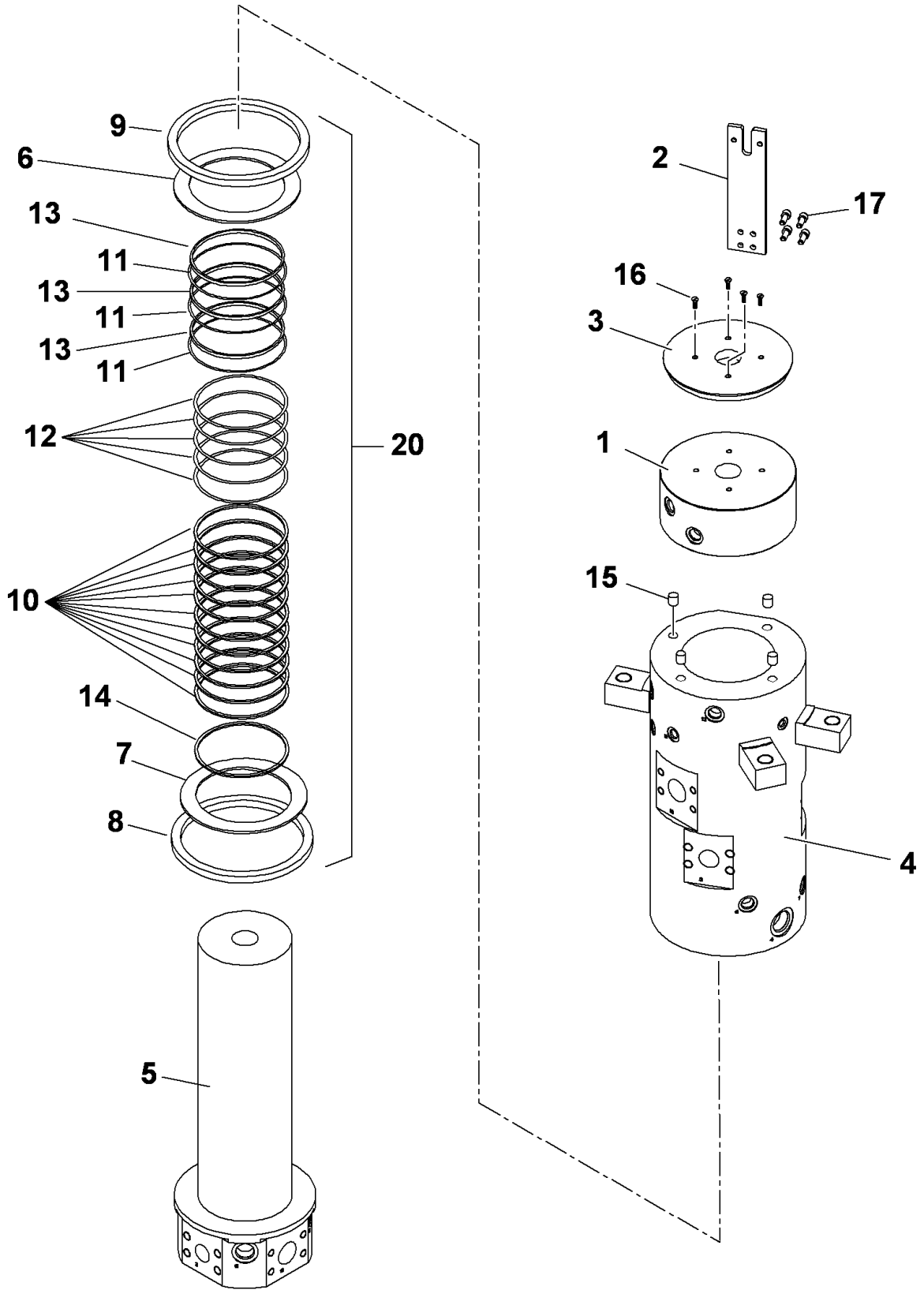
Revision: **B**

Item	FN	Part	Qty	Description
56		7709000844	1	PLUG, 2 SOCKET
57		7172000545	1	BOOT, DT2S CONNECTOR
59		7755225002	1	O-RING
60		7892000836	1	RECEPTACLE, 2 PIN
61		7689000503	2	PLUG, SEALING 16 - 12 AWG
62		8594000023	5	FLEXGUARD - 1.625" I.D. (QUANTITY IN FEET)

Manitowoc Cranes

Notes

Manitowoc Cranes



Manitowoc Cranes

Description
SWIVEL ASSEMBLY

Assembly No.
80032847
Revision:

Item	FN	Part	Qty	Description
1		90022231	1	HOUSING ASSY. WATER
2		90022232	1	PLATE, DRIVE
3		90022233	1	PLATE, COVER FLANGE
4		90022234	1	HOUSING, ASSY. HYD.
5		90022235	1	SPOOL ASSY.
6	*	NSS	1	RING, ANTI SEIZURE
7	*	NSS	1	RING, ANTI SEIZURE
8	*	NSS	1	RING, V-SEAL
9	*	NSS	1	RING, V-SEAL
10	*	NSS	13	RING, SEAL
11	*	NSS	3	RING, GLYD
12	*	NSS	6	O-RING
13	*	NSS	3	O-RING
14	*	NSS	1	O-RING
15		9364101821	4	SCREW, GRUB
16		9364101822	4	CAPSCREW
17		9364101988	4	CAPSCREW, 10M
20	*	90022196	1	KIT, SEAL

* REPAIR KIT AND/OR PART OF KIT

Manitowoc Cranes

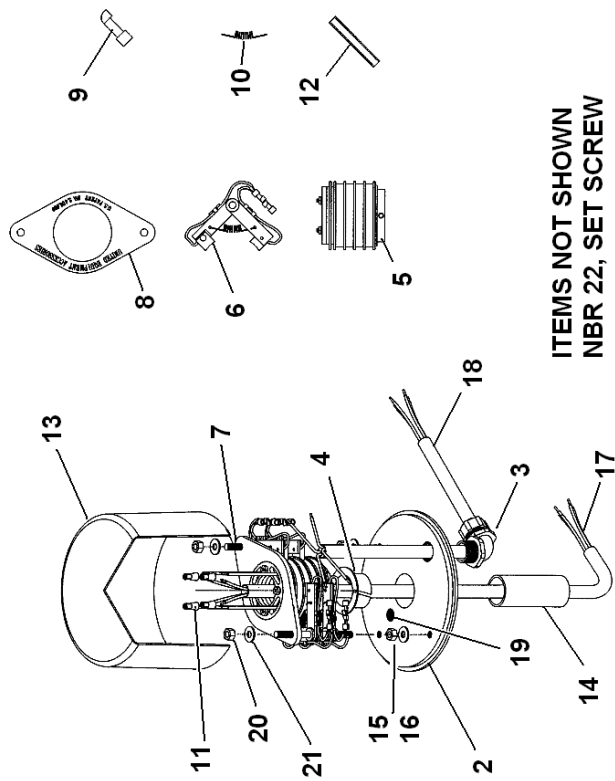
Notes

Manitowoc Cranes

CONNECTORS AND BOOTS			
CONNECTOR	GROVE PART NUMBER	PART DESCRIPTION	QTY
A	7709000820	PLUG-IRC-405	1
	7172000854	BOOT-IRC-405	1
B	7709000844	PLUG (23)	1
	7172000845	BOOT-DITZ-PLUG	1

PIN LOADING CHART-SWIVEL WIRING										
HARNESS	CONNECTOR	WIRE ENDS-UPPER HARNESSES				WIRE ENDS-LOWER HARNESSES				
		CONNECTOR CAVITY	STIP RING #	WIRE SIZE	PART NAME	HARNESS #	WIRE #	WIRE SIZE	PART NAME	
1	A	1	1	16	#16 SOC	4	1	16	#16 SOC	CABLE #1
		2	2	16	#16 SOC		2	16	#16 SOC	
		3	3	16	#16 SOC		3	16	#16 SOC	
		4	4	16	#16 SOC		4	16	#16 SOC	
		5	5	16	#16 SOC		5	16	#16 SOC	
		6	6	16	#16 SOC		6	16	#16 SOC	
		7	7	16	#16 SOC		7	16	#16 SOC	
		8	8	16	#16 SOC		8	16	#16 SOC	
		9	9	16	#16 SOC		9	16	#16 SOC	
		10	10	16	#16 SOC		10	16	#16 SOC	
		11	11	16	#16 SOC		11	16	#16 SOC	
		12	12	16	#16 SOC		12	16	#16 SOC	
		13	13	16	#16 SOC		13	16	#16 SOC	
		14	14	16	#16 SOC		14	16	#16 SOC	
		15	15	16	#16 SOC		15	16	#16 SOC	
		16	16	16	#16 SOC		16	16	#16 SOC	
		17	17	16	#16 SOC		17	16	#16 SOC	
		18	18	16	#16 SOC		18	16	#16 SOC	
		19	19	16	#16 SOC		19	16	#16 SOC	
		20	20	16	#16 SOC		20	16	#16 SOC	
		21	21	16	#16 SOC		21	16	#16 SOC	
		22	22	16	#16 SOC		22	16	#16 SOC	
		23	23	16	#16 SOC		23	16	#16 SOC	
		24	24	16	#16 SOC		24	16	#16 SOC	
		25	25	16	#16 SOC		25	16	#16 SOC	
		26	26	16	#16 SOC		26	16	#16 SOC	
		27	27	16	#16 SOC		27	16	#16 SOC	
		28	28	16	#16 SOC		28	16	#16 SOC	
		29	29	16	#16 SOC		29	16	#16 SOC	
		30	30	16	#16 SOC		30	16	#16 SOC	
		31	31	16	#16 SOC		31	16	#16 SOC	
		32	32	16	#16 SOC		32	16	#16 SOC	
		33	33	16	#16 SOC		33	16	#16 SOC	
		34	34	16	#16 SOC		34	16	#16 SOC	
		35	35	16	#16 SOC		35	16	#16 SOC	
		36	36	16	#16 SOC		36	16	#16 SOC	
		37	37	16	#16 SOC		37	16	#16 SOC	
		38	38	16	#16 SOC		38	16	#16 SOC	
		39	39	14	#16 SOC		39	14	#16 SOC	
		40	40	14	#16 SOC		40	14	#16 SOC	
		41	41	14	#16 SOC		41	14	#16 SOC	
		42	42	14	#16 SOC		42	14	#16 SOC	
		43	43	6	EYELET		43	6	#4 PIN	
		44	44	6	EYELET		44	6	#4 PIN	
		45	45	6	EYELET		45	6	#4 PIN	
		46	46	6	EYELET		46	6	EYELET	

Manitowoc Cranes



Manitowoc Cranes

Description

SLIP RING ASSY 46 CONDUCTOR

Assembly No.

80012010

Revision:

Item	FN	Part	Qty	Description
2		90015387	1	BRACKET, BASE ALUMINUM
3		9364100968	3	CONNECTOR, LIQUID TIGHT 90 DEGREES 3/4"
4		9364100964	1	BEARING, NYLON
5		9364101857	1	CORE ASSEMBLY, SLIP RING INCLUDES ALL BRASS RINGS WITH CENTER LEADS-NYLON INSULATORS AND SET SCREWS WITH CENTER HARNESS. SHOULD NOT BE TAKEN APART
6		90000036	8	BRUSH & ARM ASSY.
6		9364100085	4	BRUSH AND HOLDER ASSEMBLY (15 AMP)
6		9364100340	29	BRUSH & ARM ASSY. 7.5 AMP
6		9364101218	9	BRUSH & ARM ASSY. 7.5 AMP
7		90015388	2	STUDS, BRUSH
8		9364100180	1	BEARING, NYLON
9		9364100332	16	TERMINAL, JUMBO KNIFE
9		9364100088	84	DISCONNECT, SMALL KNIFE
10		9364100333	8	SPRING, BRUSH (FOR 45 AMP)
10		9364100177	4	SPRING, BRUSH (FOR 15 AND 20 AMP)
10		9364100341	38	BRUSH SPRING ASSY.
11		9364100178	8	CONNECTOR, CRIMPED (FOR 10 GAUGE WIRE)
11		9364101691	4	CONNECTOR
11		9364101224	4	CONNECTOR, SETSCREW (FOR 16 GAUGE WIRE)
12		9364100334	8	SLEEVE, 5/16" I.D. X 3"
12		9364100092	42	SLEEVE, 3/16" I.D. X 3"
13		9364101861	1	COVER ASSY. W/LATCHES INCLUDES THE FOLLOWING PARTS
		9364101847	2	LATCH
		90000046	4	RIVET, S.S.
15		9364101429	4	NUT, HEX JAM 5/16" - 18 N.C.
16		7950150141	6	WASHER, FLAT 5/16"

Manitowoc Cranes

Description
SLIP RING ASSY 46 CONDUCTOR

Assembly No.
80012010
 Revision:

Item	FN	Part	Qty	Description
17		90015389	1	HARNESS, CENTER ASSY
18		90015390	1	HARNESS, FRONT BRUSH
18		90015391	1	HARNESS, REAR BRUSH
19		9364101836	1	BREATHER ASSY.
20		9364101429	2	NUT, HEX JAM 5/16" - 18 N.C.
21		9364101397	3	NUT, LOCK 3/4" NOT SHOWN, REQUIRED FOR ITEM 3
22		7785140800	3	SET SCREW 1/4" - 20 N.C. X 1/2"
30		7826000087	66	SOCKET, 16-14 GA USE AS REQUIRED
31		7826100004	18	SOCKET, (16 - 18) 30 SERIES USE AS REQUIRED
32		7689000813	3	PIN 4 AWG USE AS REQUIRED
33		7345232201	3	TERMINAL 4 AWG USE AS REQUIRED
34		7345242201	1	TERMINAL 4 AWG

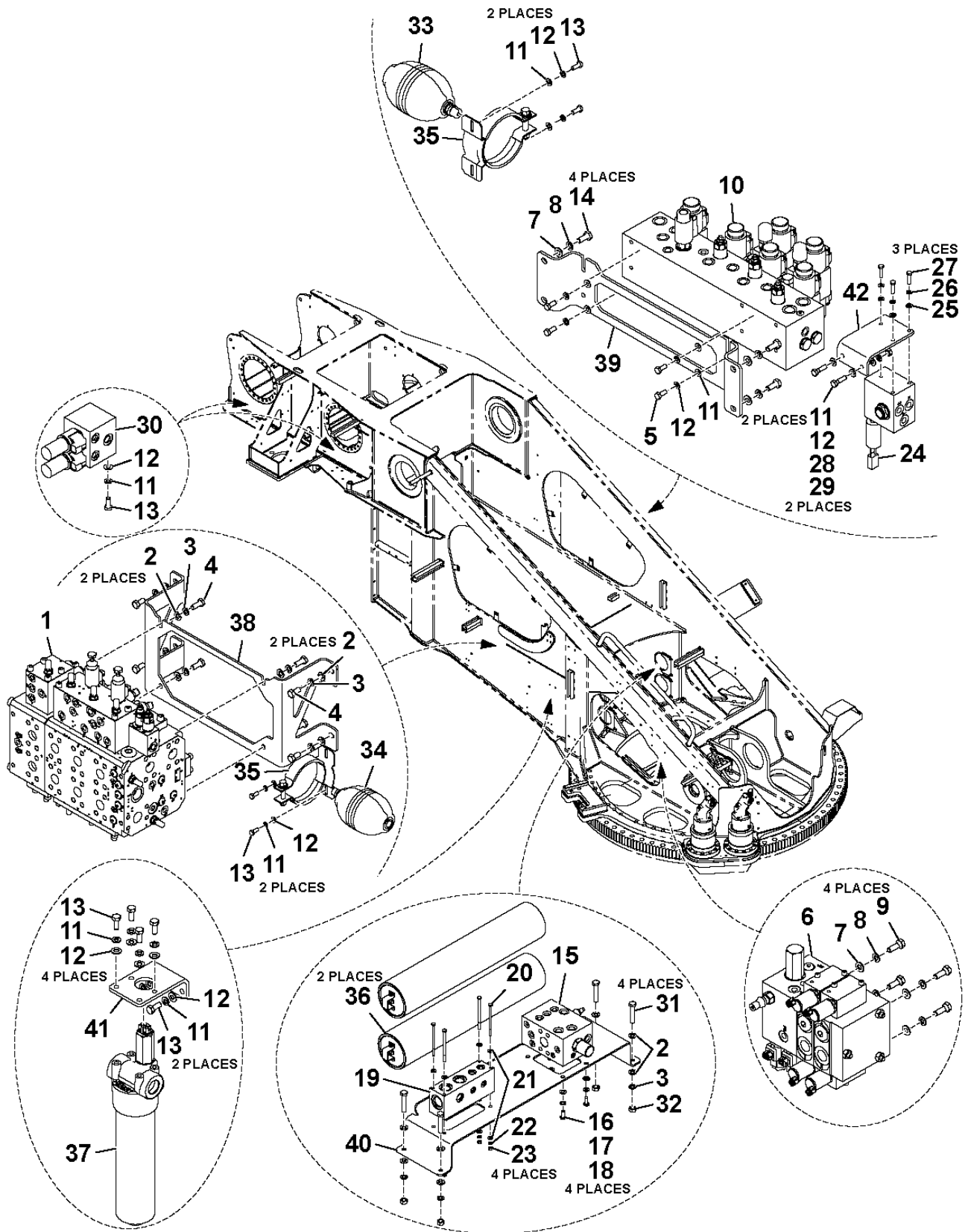
Manitowoc Cranes

Description
VALVE, CART. CHECK

Assembly No.
90017542
Revision:

Item	FN	Part	Qty	Description
1		9926113009	1	KIT, SEAL

Manitowoc Cranes



Manitowoc Cranes

Description

CONTROL VALVE INSTALLATION - MAIN & AUXILIARY HOIST

Assembly No.

80012139

Revision: **E**

Item	FN	Part	Qty	Description
1	+	80008999	1	DIRECTIONAL CONT. VLV, 4 SECT.
2		7951210014	16	WASHER, FLAT #12
3		7951210220	12	LOCK WASHER, 12
4		7126211353	8	CAP SCREW, M12 X 30 HEX HEAD
5		7126171253	4	CAP SCREW, M8X25 HEX HEAD
6	+	03329878	1	CONTROL BLOCK SLEWING GEAR-100
7		7951190014	8	FLAT WASHER, 10MM I.D.
8		7951190220	8	WASHER, LOCK
9		7126191350	4	CAP SCREW, M10X30 HEX HEAD
10	+	80012381	1	VALVE ASSY. BLOCK MANIFOLD
11		7951170014	24	WASHER, FLAT #8
12		7951170220	22	WASHER, 8MM SPRING LOCK
13		7126171150	16	CAP SCREW, M8 X 20MM HEX HEAD
14		7126191250	4	CAP SCREW, M10 X 25MM HEX HEAD
15	+	80012179	1	ACCESSORY MANIFOLD
16		7950160141	4	WASHER, 3/8" PLAIN NARROW
17		7950160050	4	WASHER, LOCK 3/8" I.D.
18		7115160750	4	CAP SCREW, 3/8" - 16 N.C. X 7/8" GRADE 5
19		80012758	1	CASE DRAIN MANIFOLD BLOCK
20		7115143650	4	CAP SCREW, 1/4" - 20 N.C. X 4 1/2" GRADE 5
21		7950140141	8	WASHER, FLAT 1/4" PLAIN NARROW
22		7950140050	4	WASHER, LOCK 1/4"
23		7660140001	4	NUT, HEX 1/4" - 20 N.C. GRADE 5
24		7926100910	1	VALVE ASSY, DUAL ACCUMULATOR CHARGE INCLUDES THE FOLLOWING PARTS
		9926113270	1	SWITCH ASSY. PRESSURE
25		7951150014	3	WASHER, 6MM I.D.
26		7951150220	3	WASHER, LOCK M6
27		7126151253	3	CAP SCREW, M6 X 25MM
28		7126171350	2	CAP SCREW, M8 X 30MM HEX HEAD

+ SEE FURTHER BREAKDOWN THIS GROUP

Manitowoc Cranes

Description

CONTROL VALVE INSTALLATION - MAIN & AUXILIARY HOIST

Assembly No.

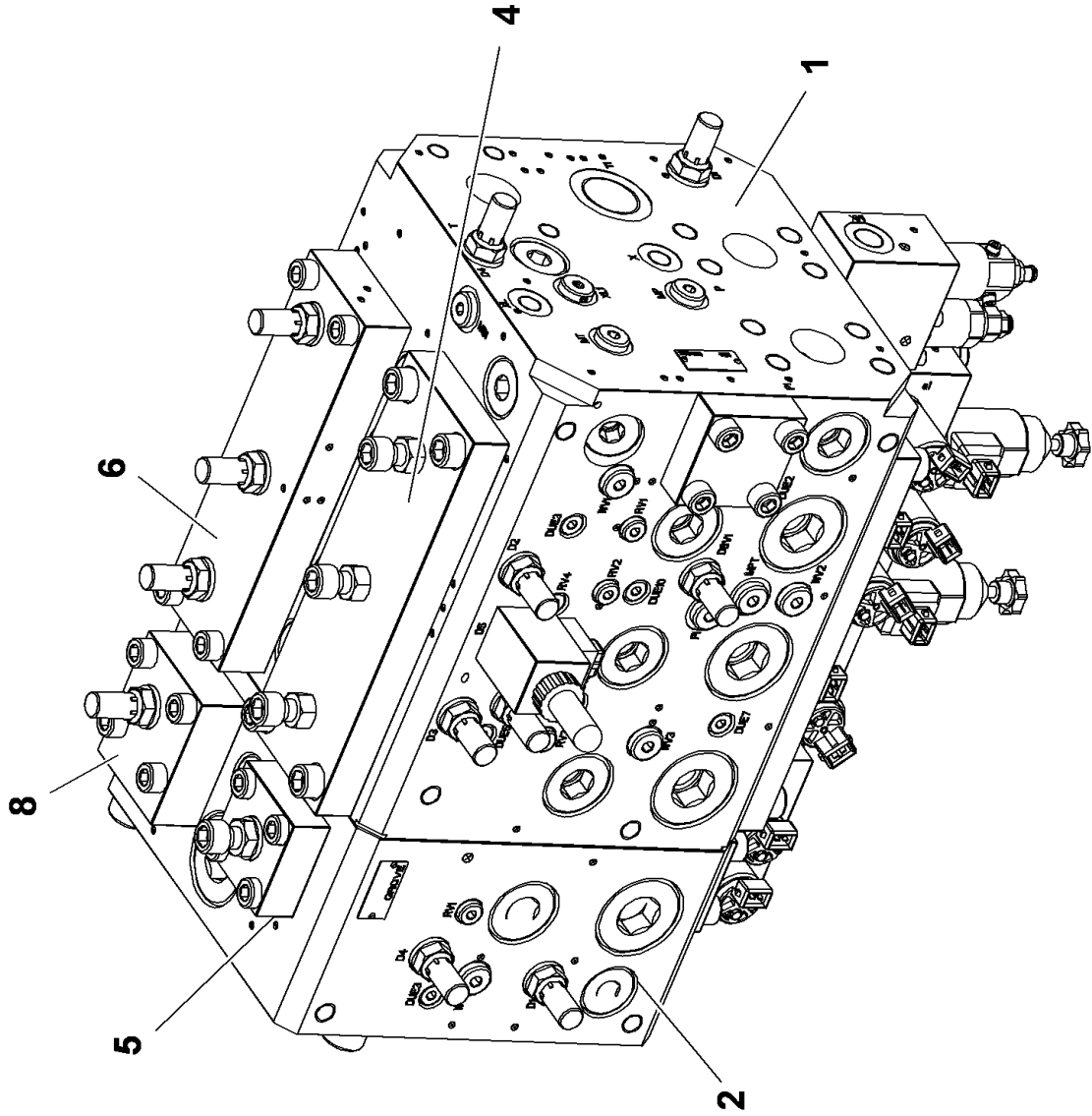
80012139

Revision: **E**

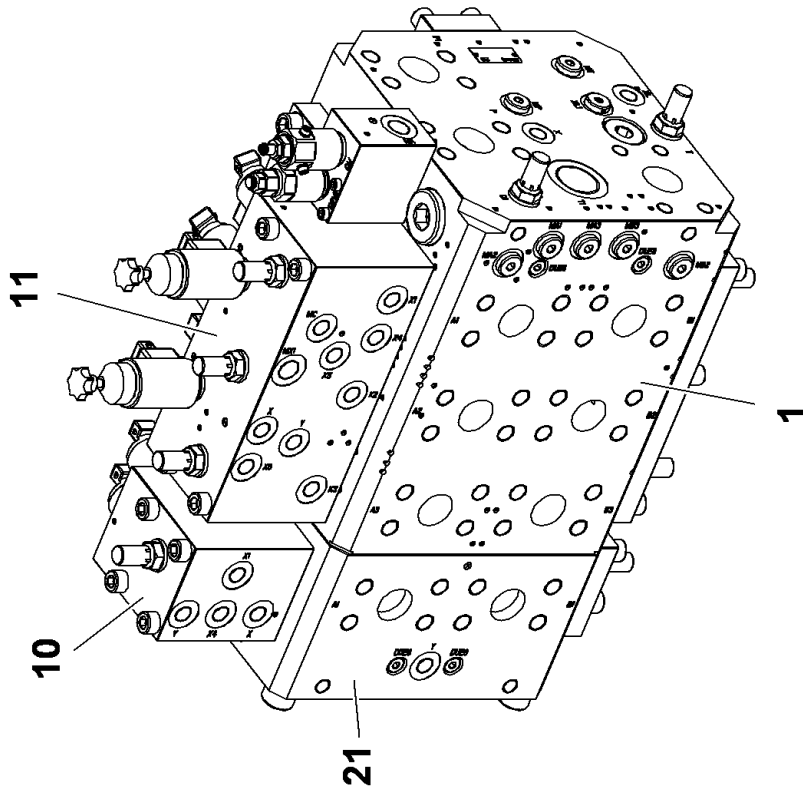
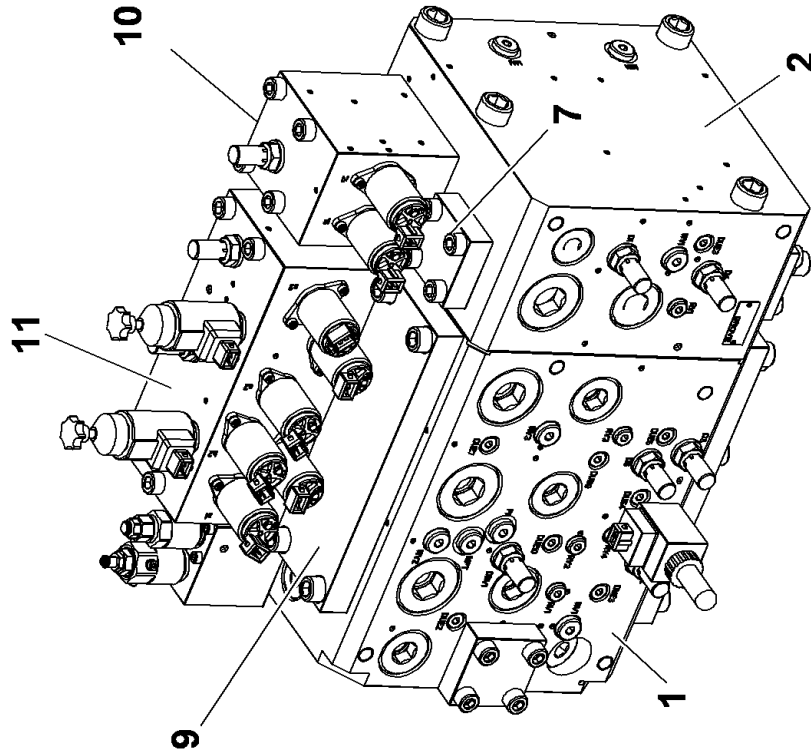
Item	FN	Part	Qty	Description
29		7661170003	2	NUT
30	+	03320213	2	VALVE ASSEMBLY - SOLENOID
31		7126212053	4	CAP SCREW, HEX HEAD M12 X 65
32		7661210003	4	NUT, HEX 12MM N.C.
33		03317784	1	PRESSURE RESERVOIR ACSG 0,7 06
34		03046723	1	ACCUMULATOR
35		02312488	2	Fixing clamp HRGKS 1 B 114/67
36	+	7005100005	2	ACCUMULATOR ASSEMBLY - HYDRAULIC OIL
37	+	03323935	1	FILTER 70325334. TYP:PI330 010
38		80013362	1	MAIN VALVE BRACKET
39		80013361	1	COMPACT VALVE BRACKET
40		80013363	1	CENTER VALVE BRACKET
41		80013494	1	FILTER BRACKET
42		80013360	1	BRAKE VALVE BRACKET

+ SEE FURTHER BREAKDOWN THIS GROUP

Manitowoc Cranes



Manitowoc Cranes



Manitowoc Cranes

Description

DIRECTIONAL CONT. VLV, 4 SECT.

Assembly No.

80008999

Revision:

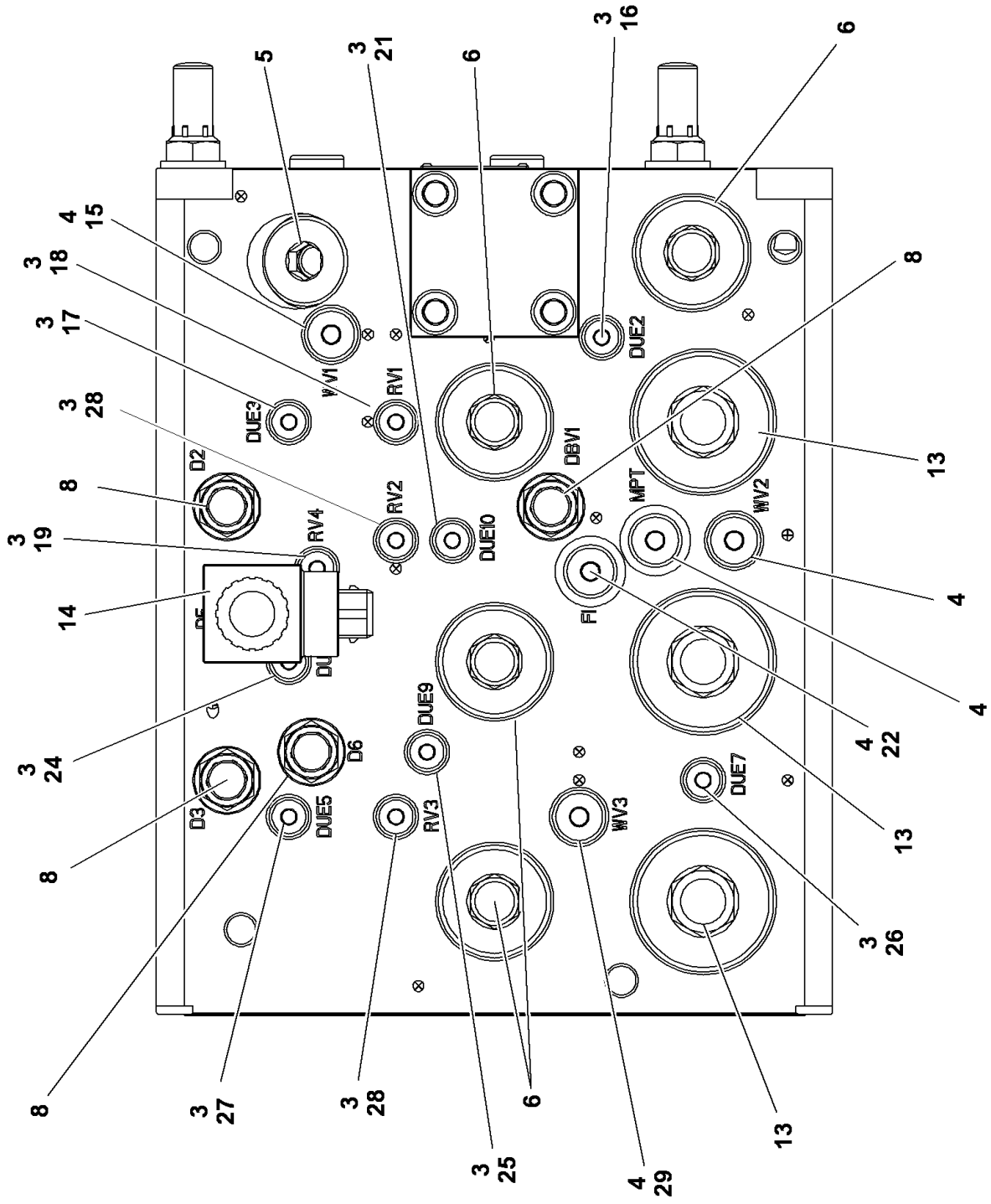
Item	FN	Part	Qty	Description
1	+	90018100	1	VALVE ASSY.MANIFOLD BODY ASSY.
2	+	90018101	1	VALVE ASSY.MANIFOLD BODY ASSY.
3	+	90018102	1	CONTROL CART. COVER GROUP
4	+	90018103	1	CONTROL 3-PISTON, COVER GROUP
5	+	90018104	1	CONTROL 1-PISTON, COVER GROUP
6	+	90018105	1	CONTROL, COVER GROUP
7	+	90018106	1	CONTROL, COVER GROUP
8	+	90018107	1	COVER ASSY. GROUP
9	+	90018108	1	COVER ASSY. GROUP
10	+	90018109	1	COVER ASSY. GROUP
11	+	90018110	1	VALVE BLOCK W/CONTROL GROUP

+ SEE FURTHER BREAKDOWN THIS GROUP

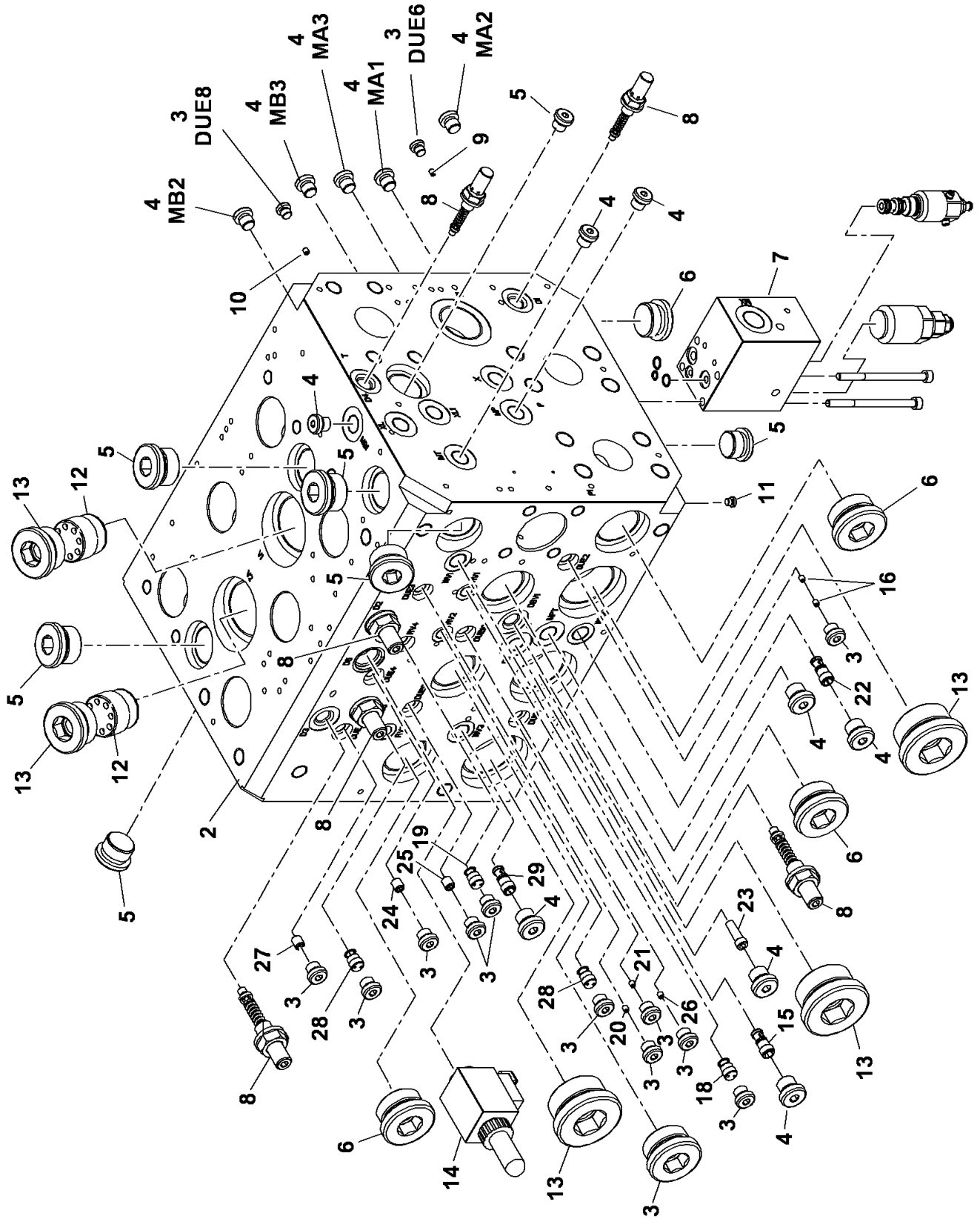
Manitowoc Cranes

Notes

Manitowoc Cranes



Manitowoc Cranes



Manitowoc Cranes

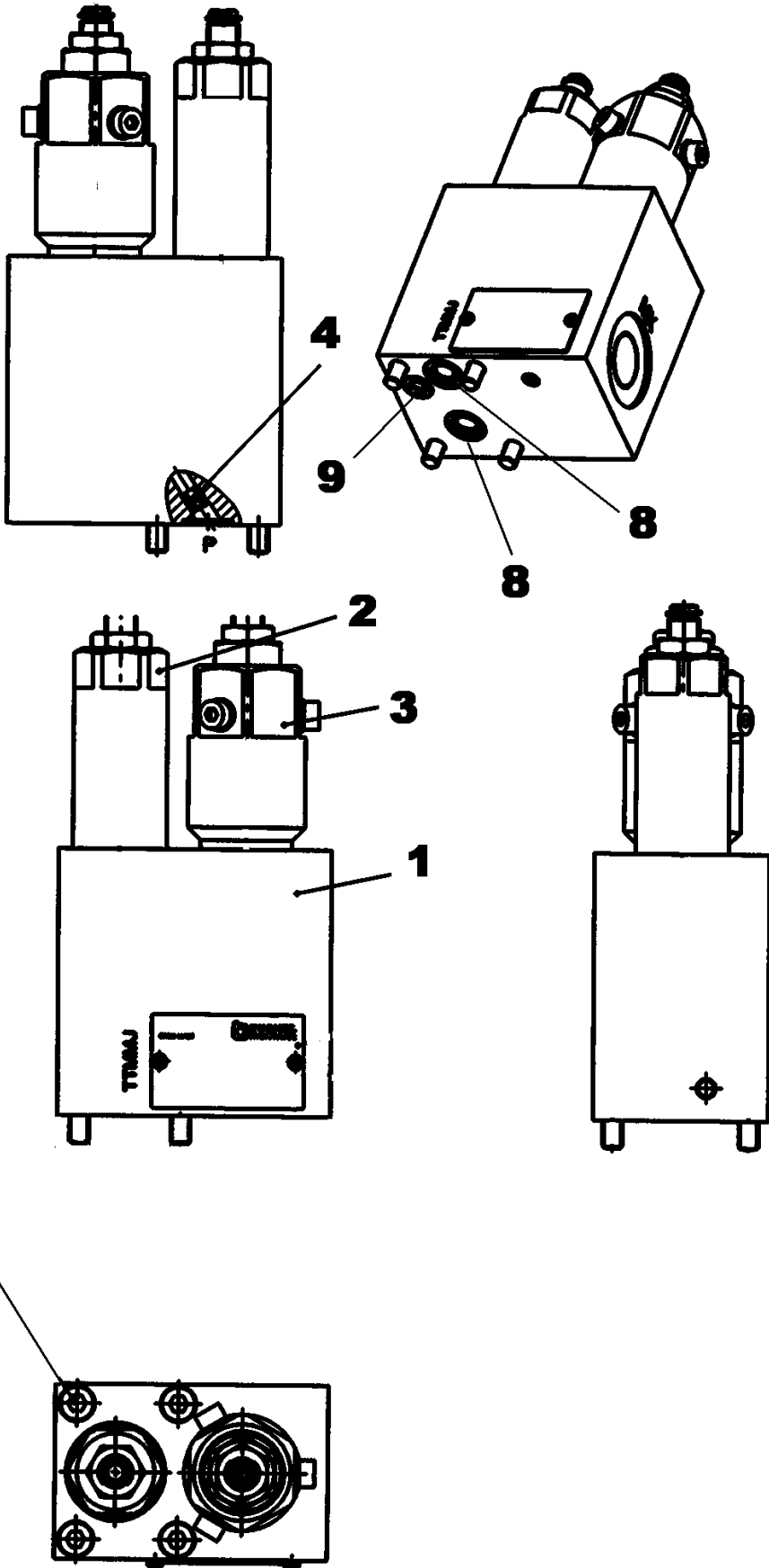
Description
VALVE ASSY.MANIFOLD BODY ASSY.

Assembly No.
90018100
 Revision:

Item	FN	Part	Qty	Description
2		NSS	1	BLOCK, MANIFOLD
3		90018111	14	PLUG
4		90018112	13	PLUG
5		90018113	7	PLUG
6		90018114	5	PLUG
7	+	90018115	1	VALVE ASSY.
8		90018119	1	VALVE ASSY. PRESSURE CONTROL
9		90018127	1	PLUG, ORIFICE
10		90018128	1	SET SCREW
11		90018127	1	PLUG, ORIFICE
12		90018129	2	VALVE ASSY. CHECK
13		90018130	5	PLUG
14		90018131	1	VALVE ASSY. SHUTTLE
15		90018132	1	VALVE, SHUTTLE
16		90018133	2	PLUG, ORIFICE
17		90018127	1	PLUG, ORIFICE
18		90018134	1	VALVE ASSY. CHECK
19		90018134	1	VALVE ASSY. CHECK
20		90018134	1	VALVE ASSY. CHECK
21		90018127	1	PLUG, ORIFICE
22		90018132	1	VALVE, SHUTTLE
23		90018135	1	FILTER
24		90018136	1	PLUG, ORIFICE
25		90018127	1	PLUG, ORIFICE
26		90018127	1	PLUG, ORIFICE
27		90018136	1	PLUG, ORIFICE
28		90018134	1	VALVE ASSY. CHECK
29		90018132	1	VALVE, SHUTTLE

+ SEE FURTHER BREAKDOWN THIS GROUP

Manitowoc Cranes



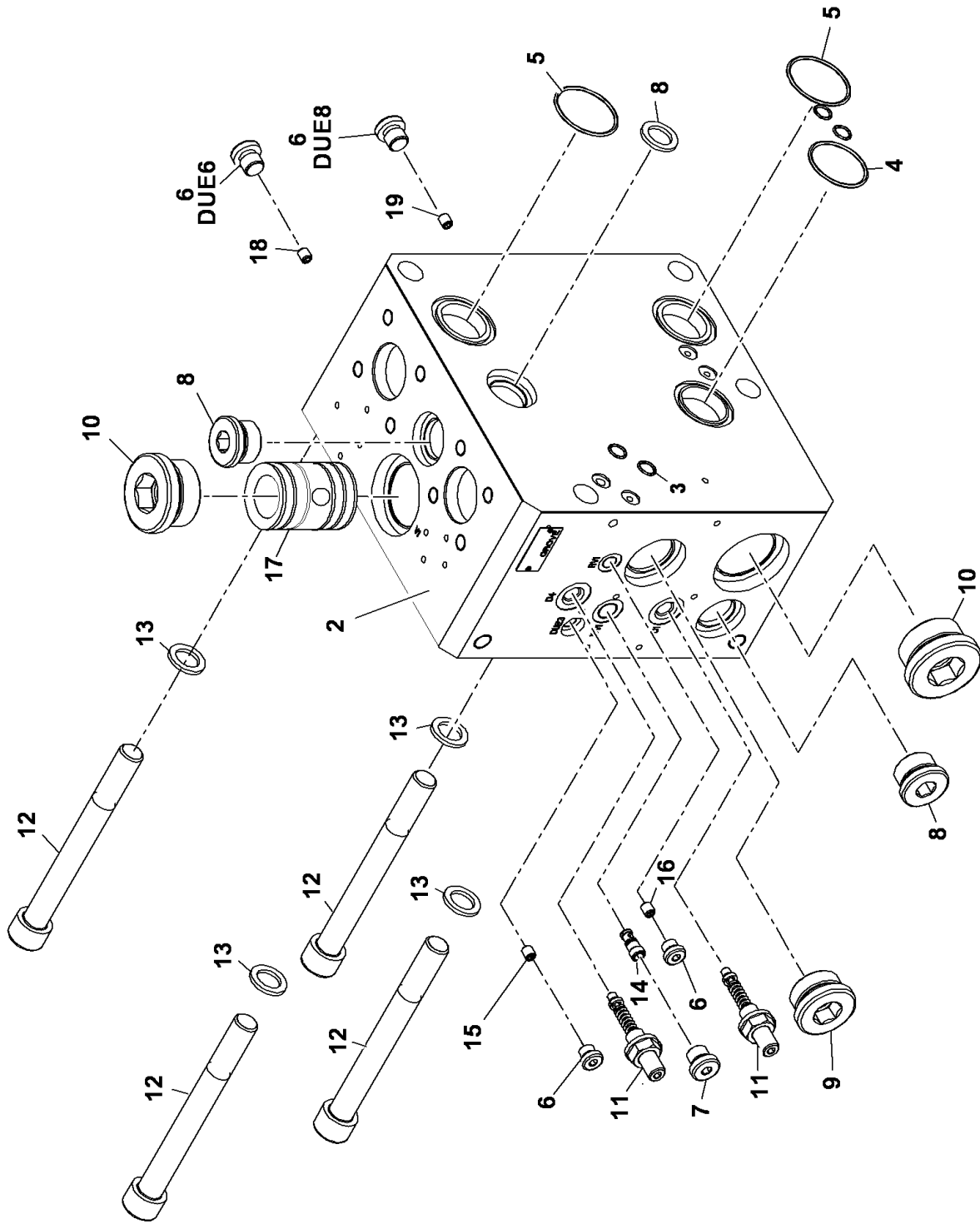
Manitowoc Cranes

Description
VALVE ASSY.

Assembly No.
90018115
 Revision:

Item	FN	Part	Qty	Description
1		NSS	1	BODY, VALVE
2		90018284	1	VALVE, CART. PRESSURE RELIEF
		90018289	1	INCLUDES THE FOLLOWING PARTS KIT, SEAL
3		90018285	1	VALVE, CART. PRESS. REDUCING
		90018290	1	INCLUDES THE FOLLOWING PARTS KIT, SEAL
4		90018291	1	PLUG, ORIFICE 2.0
7		90018286	4	CAPSCREW
8		90018287	2	O-RING
9		90018288	1	O-RING

Manitowoc Cranes



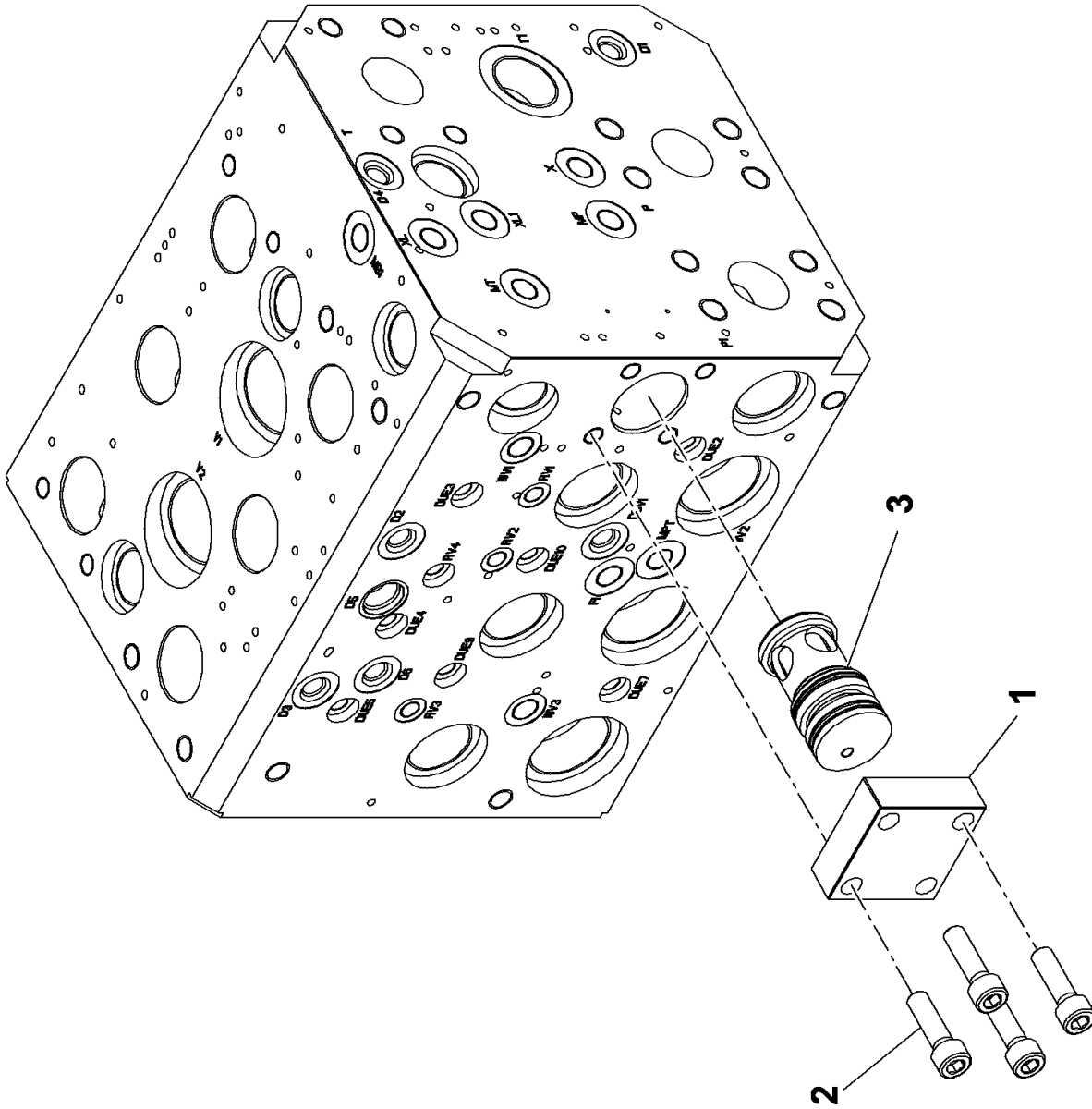
Manitowoc Cranes

Description
VALVE ASSY.MANIFOLD BODY ASSY.

Assembly No.
90018101
 Revision:

Item	FN	Part	Qty	Description
2		NSS	1	BLOCK, MANIFOLD
3		90018142	4	O-RING
4		90018144	1	O-RING
5		90018145	2	O-RING
6		90018111	4	PLUG
7		90018112	3	PLUG
8		90018113	3	PLUG
9		90018114	1	PLUG
10		90018130	2	PLUG
11		90018119	2	VALVE ASSY. PRESSURE CONTROL
12		90018146	4	CAPSCREW
13		90018147	4	WASHER
14		90018131	1	VALVE ASSY. SHUTTLE
15		90018136	1	PLUG, ORIFICE
16		90018134	1	VALVE ASSY. CHECK
17		90018148	1	VALVE ASSY. CHECK
18		90018127	1	PLUG, ORIFICE
19		90018127	1	PLUG, ORIFICE

Manitowoc Cranes



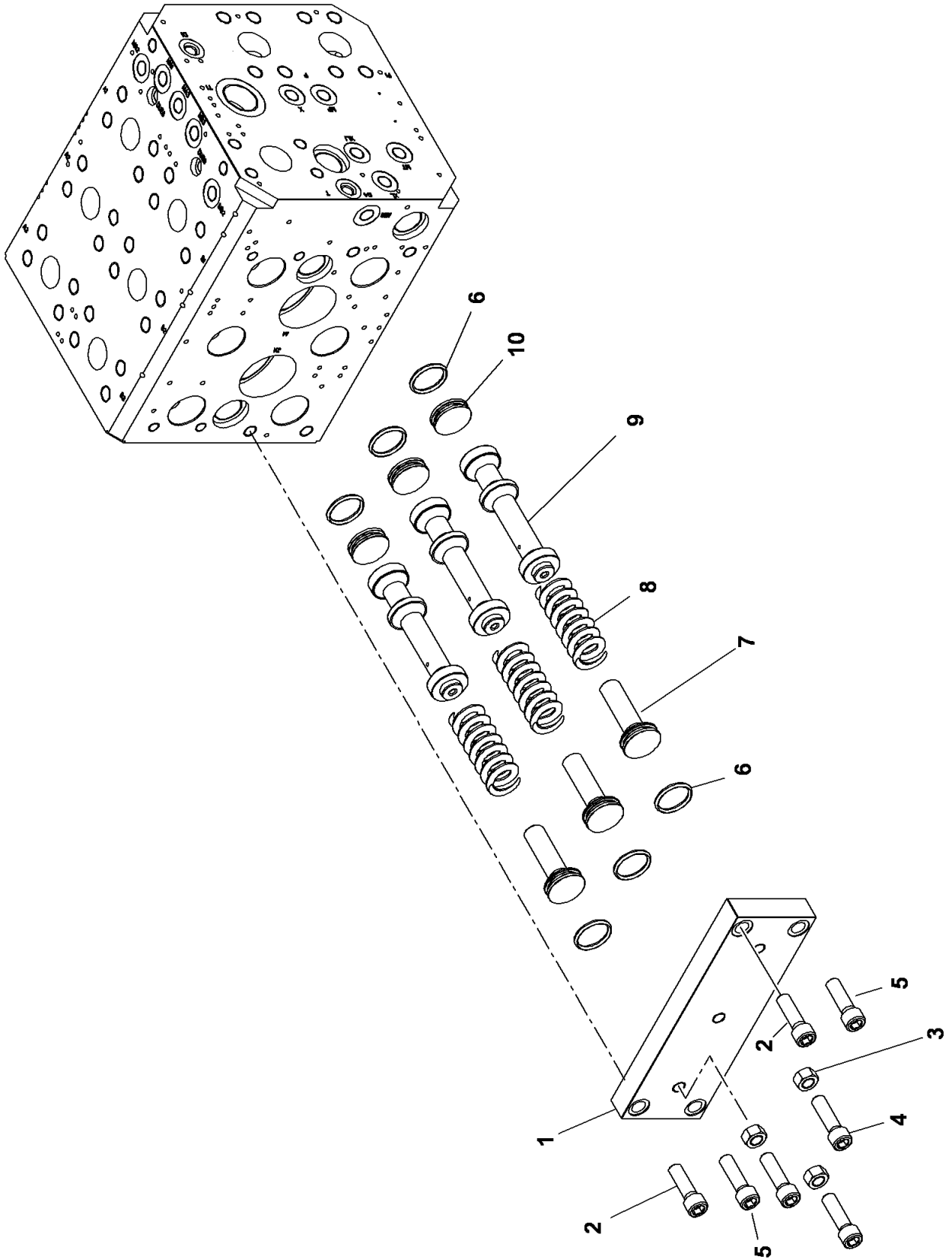
Manitowoc Cranes

Description
CONTROL CART. COVER GROUP

Assembly No.
90018102
 Revision:

Item	FN	Part	Qty	Description
1		NSS	1	COVER
2		90018149	4	CAPSCREW
3		90018150	1	CARTRIDGE
		90018151	1	INCLUDES THE FOLLOWING PARTS SEAL SET

Manitowoc Cranes



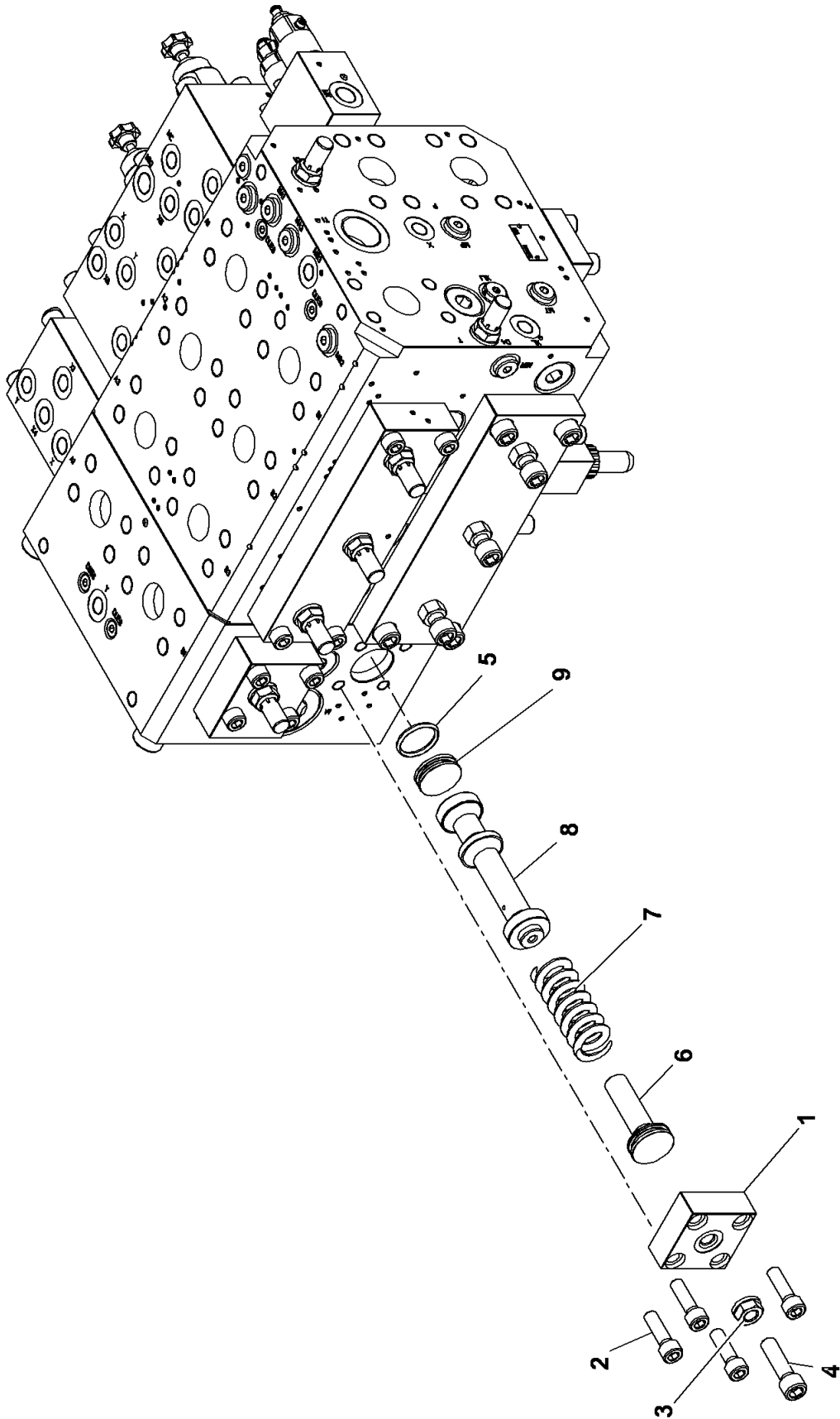
Manitowoc Cranes

Description
CONTROL 3-PISTON, COVER GROUP

Assembly No.
90018103
 Revision:

Item	FN	Part	Qty	Description
1		90018152	1	PLATE, COVER
2		90018153	4	CAPSCREW
3		90018154	3	CAPSCREW W/LOCK, ADJUSTER
4		NSS	3	CAPSCREW
5		90018149	4	CAPSCREW
6		90018155	6	O-RING
7		90018156	3	SPACER
8		NSS	3	SPRING, PRESSURE
9		NSS	3	PISTON
10		90018157	3	SPACER STOP

Manitowoc Cranes



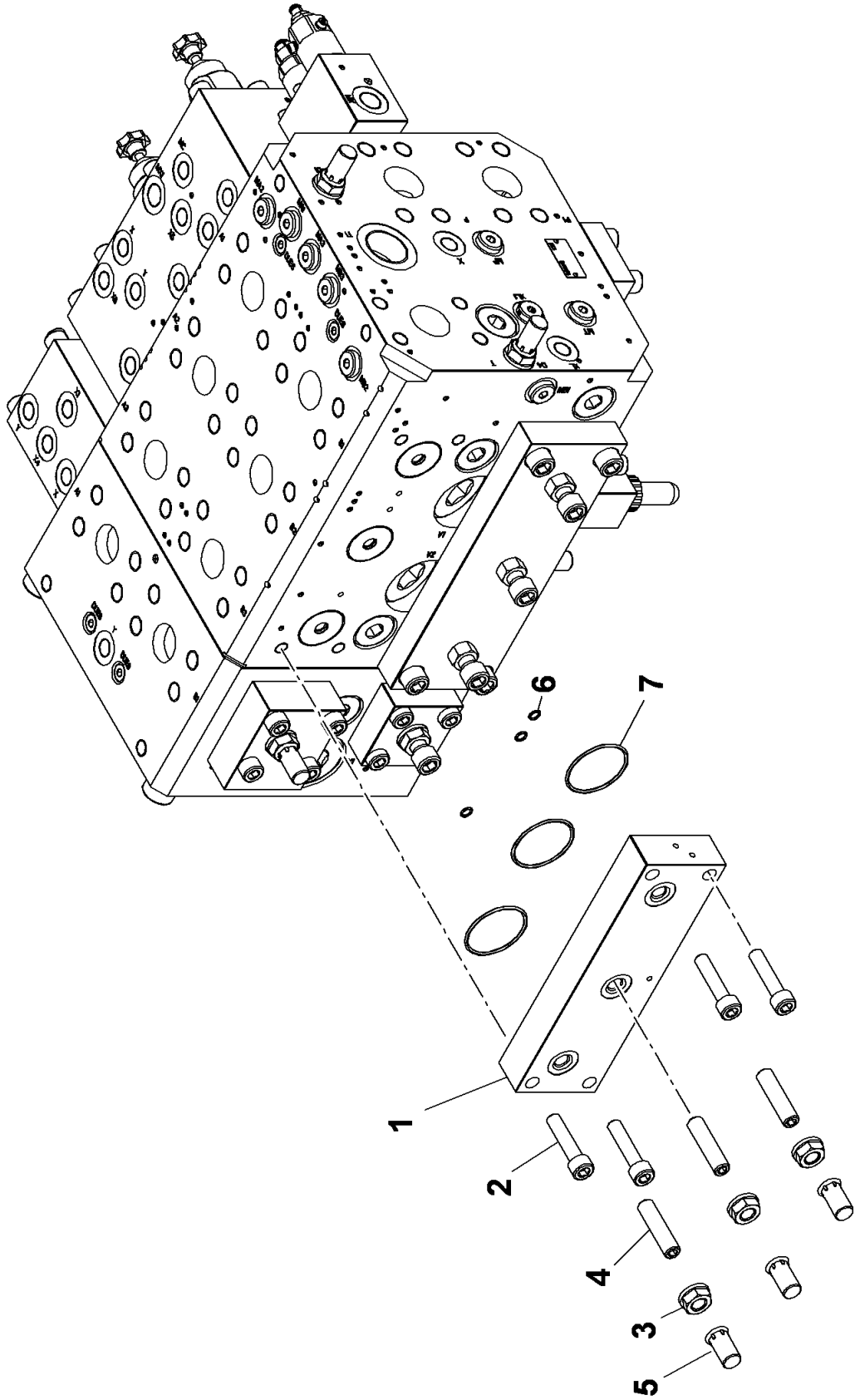
Manitowoc Cranes

Description
CONTROL 1-PISTON, COVER GROUP

Assembly No.
90018104
 Revision:

Item	FN	Part	Qty	Description
1		90018158	1	PLATE, COVER
2		90018149	4	CAPSCREW
3		90018154	1	CAPSCREW W/LOCK, ADJUSTER
4		NSS	1	CAPSCREW
5		90018155	1	O-RING
6		90018156	1	SPACER
7		NSS	1	SPRING, PRESSURE
8		NSS	1	PISTON
9		90018157	1	SPACER STOP

Manitowoc Cranes



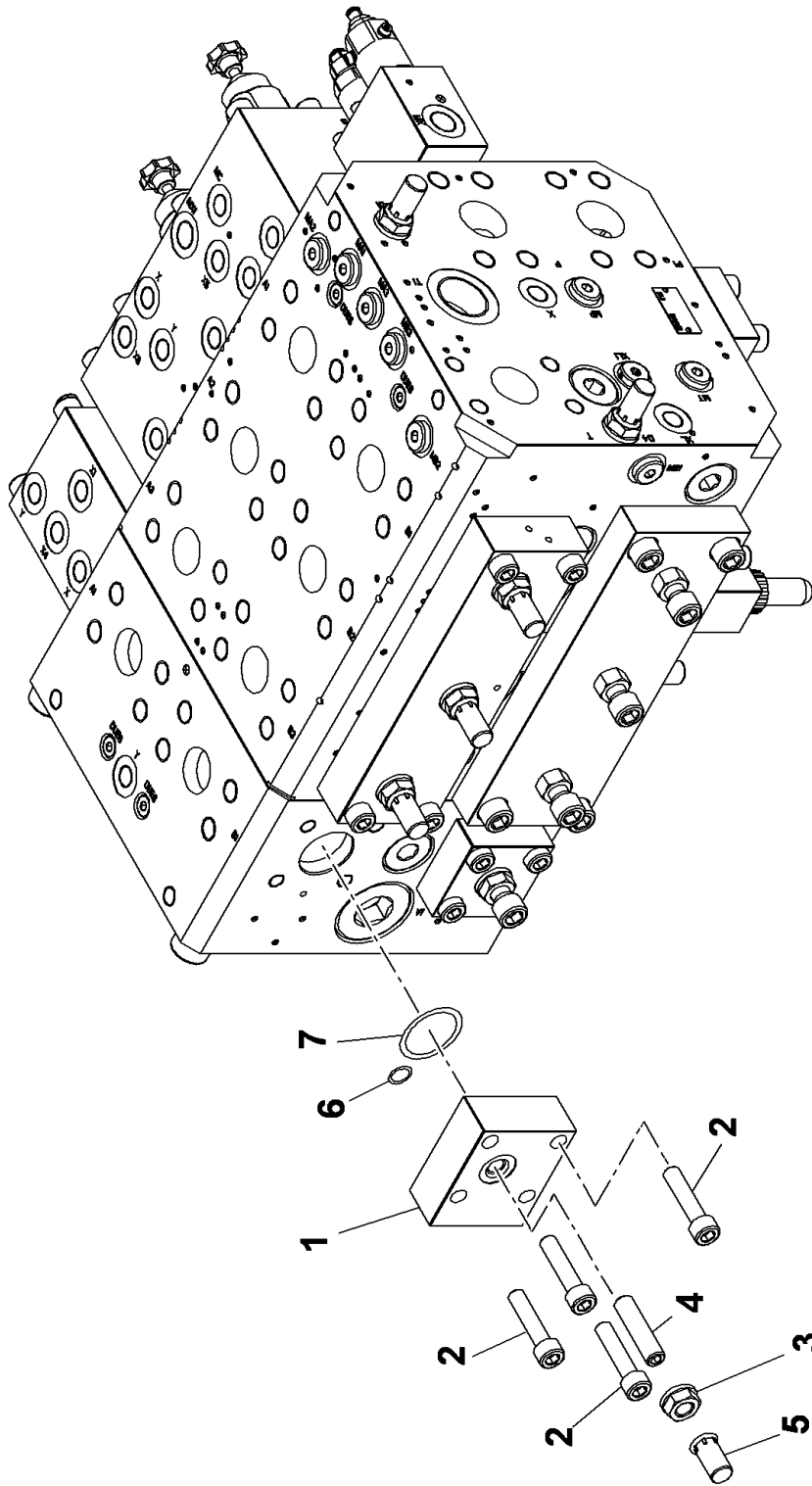
Manitowoc Cranes

Description
CONTROL, COVER GROUP

Assembly No.
90018105
Revision:

Item	FN	Part	Qty	Description
1		NSS	1	PLATE, COVER
2		90018159	4	CAPSCREW
3		90018160	3	CAPSCREW W/LOCK & CAP,ADJUSTER
4		NSS	3	CAPSCREW
5		NSS	3	CAP
6		90018161	3	O-RING
7		90018162	3	O-RING

Manitowoc Cranes



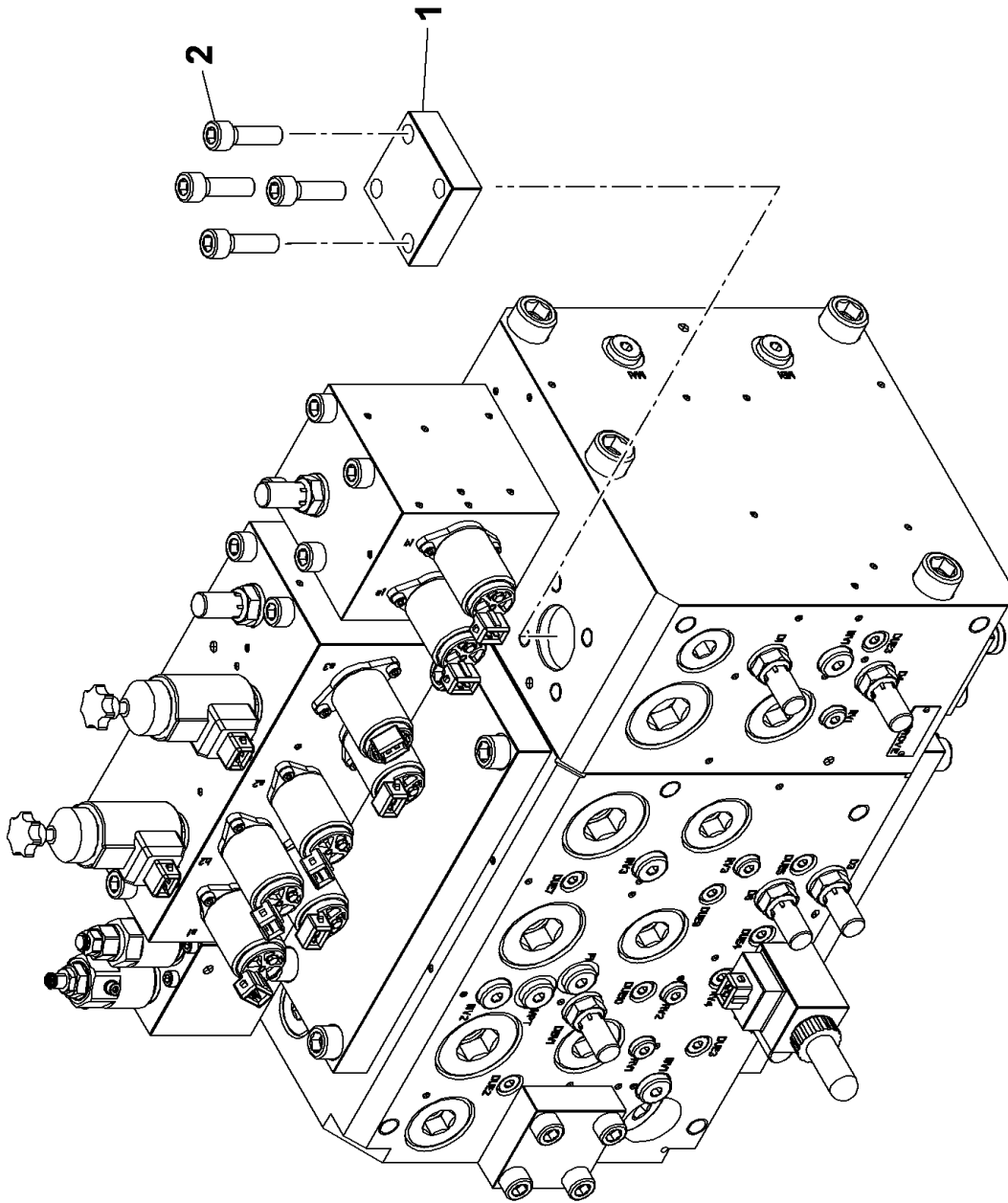
Manitowoc Cranes

Description
CONTROL, COVER GROUP

Assembly No.
90018106
 Revision:

Item	FN	Part	Qty	Description
1		NSS	1	PLATE, COVER
2		90018159	4	CAPSCREW
3		90018160	1	CAPSCREW W/LOCK & CAP,ADJUSTER
4		NSS	1	CAPSCREW
5		NSS	1	CAP
6		90018161	1	O-RING
7		90018162	1	O-RING

Manitowoc Cranes



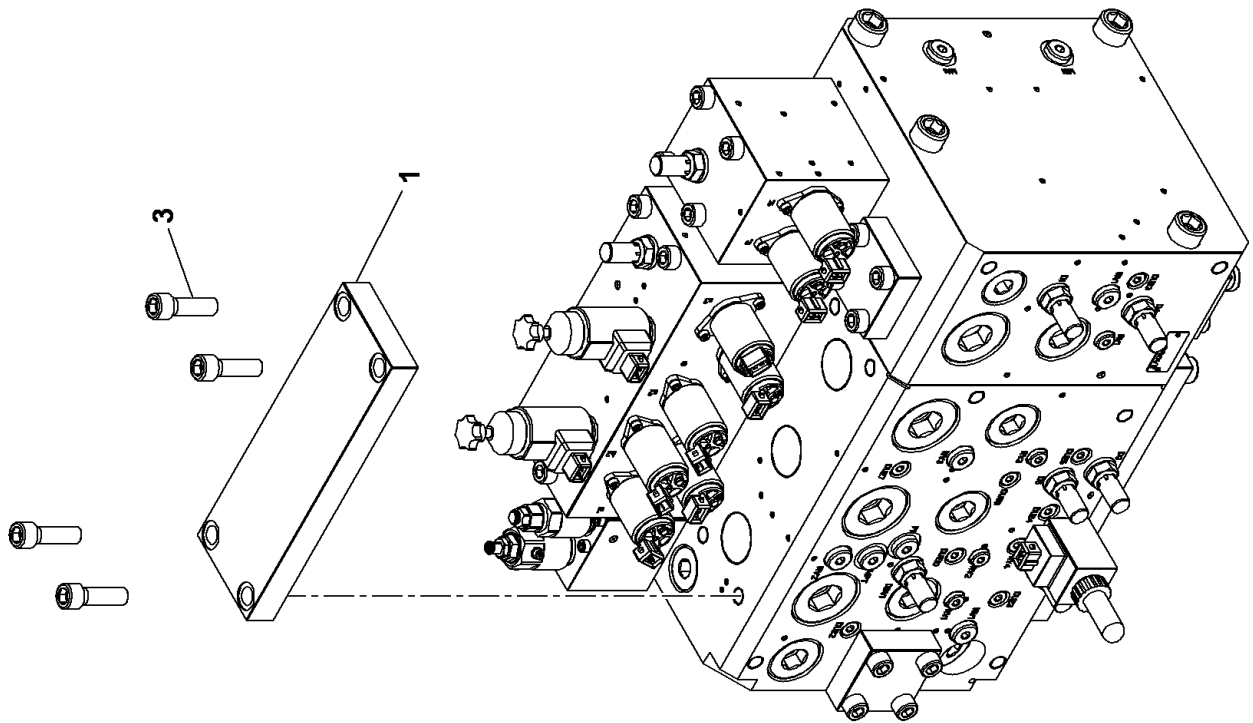
Manitowoc Cranes

Description
COVER ASSY. GROUP

Assembly No.
90018107
Revision:

Item	FN	Part	Qty	Description
1		NSS	1	PLATE, COVER
2		90018149	1	CAPSCREW

Manitowoc Cranes



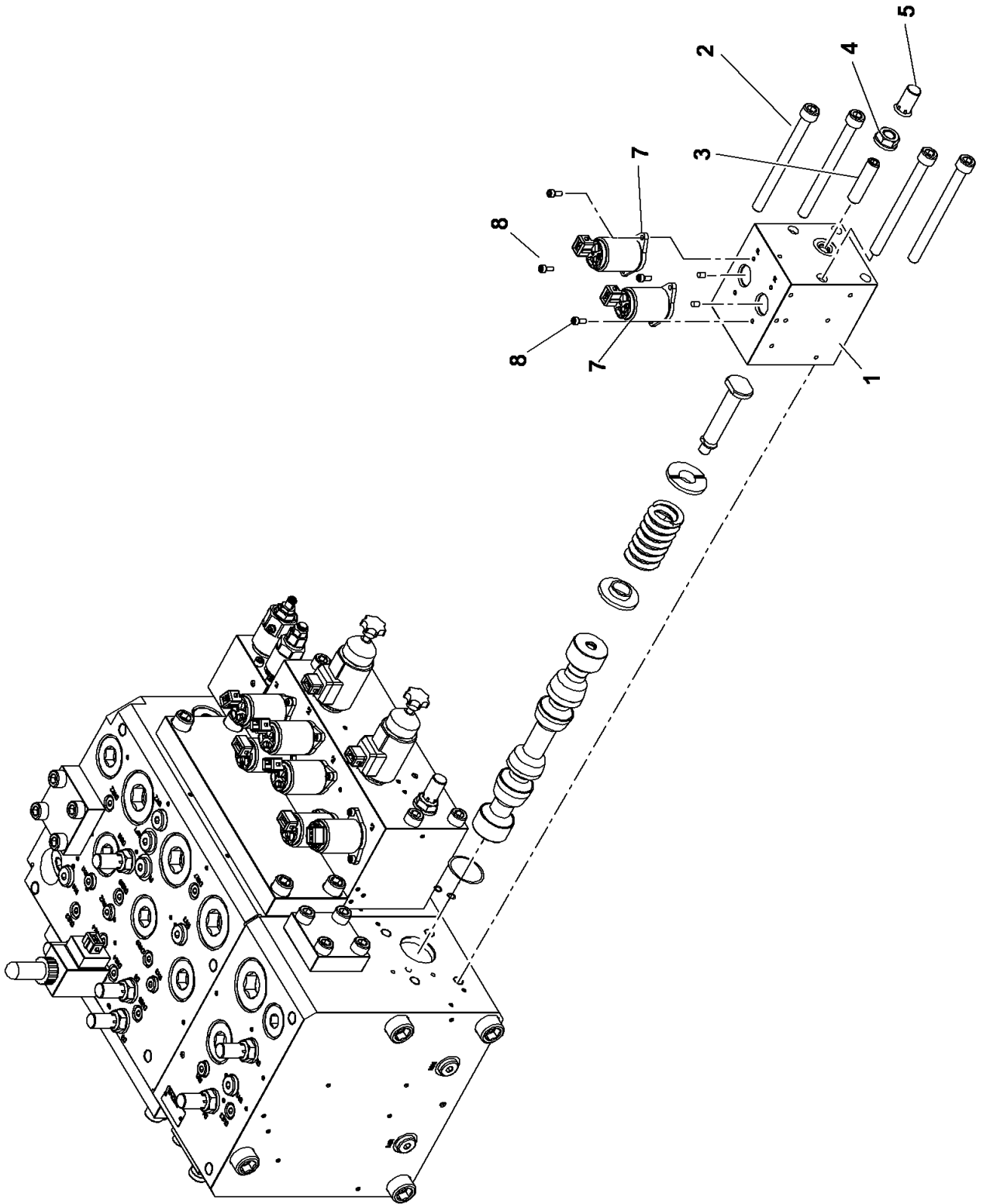
Manitowoc Cranes

Description
COVER ASSY. GROUP

Assembly No.
90018108
Revision:

Item	FN	Part	Qty	Description
1		90018165	1	PLATE, COVER
2		90018149	4	CAPSCREW
3		90018153	4	CAPSCREW

Manitowoc Cranes



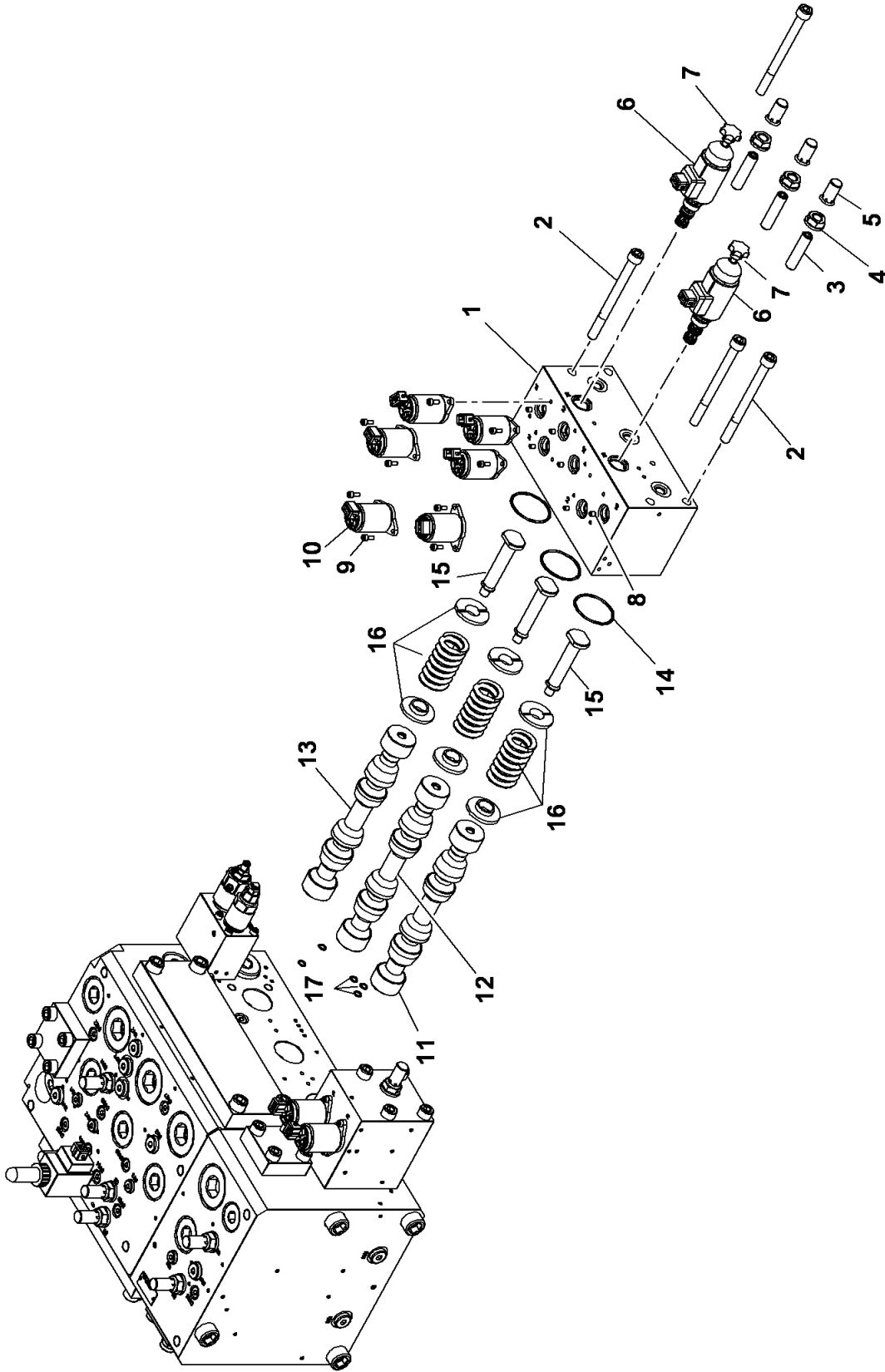
Manitowoc Cranes

Description
COVER ASSY. GROUP

Assembly No.
90018109
Revision:

Item	FN	Part	Qty	Description
1		NSS	1	BLOCK, VALVE
2		90018159	4	CAPSCREW
3		90018160	1	CAPSCREW W/LOCK & CAP,ADJUSTER
4		NSS	1	CAPSCREW
5		NSS	1	CAP
6		90018161	1	O-RING
7		90018162	1	O-RING

Manitowoc Cranes



Manitowoc Cranes

Description

VALVE BLOCK W/CONTROL GROUP

Assembly No.

90018110

Revision:

Item	FN	Part	Qty	Description
1		NSS	1	BLOCK, VALVE
2		90018166	4	CAPSCREW
3		90018160	3	CAPSCREW W/LOCK & CAP,ADJUSTER
4		NSS	3	LOCKNUT
5		NSS	3	CAP
6		90018167	2	CART.VALVE ASSY. W/COIL
7		NSS	2	CARTRIDGE
8		90018127	6	PLUG, ORIFICE
9		90018168	12	CAPSCREW
10		90018169	6	CART.VALVE ASSY. W/COIL
11		NSS	1	PISTON
12		NSS	1	PISTON
13		NSS	1	PISTON
14		90018162	3	O-RING
15		NSS	3	BOLT
16		NSS	3	SPRING, PRESSURE
17		90018161	5	O-RING

Manitowoc Cranes

Notes

Manitowoc Cranes

Description

CONTROL BLOCK SLEWING GEAR-100

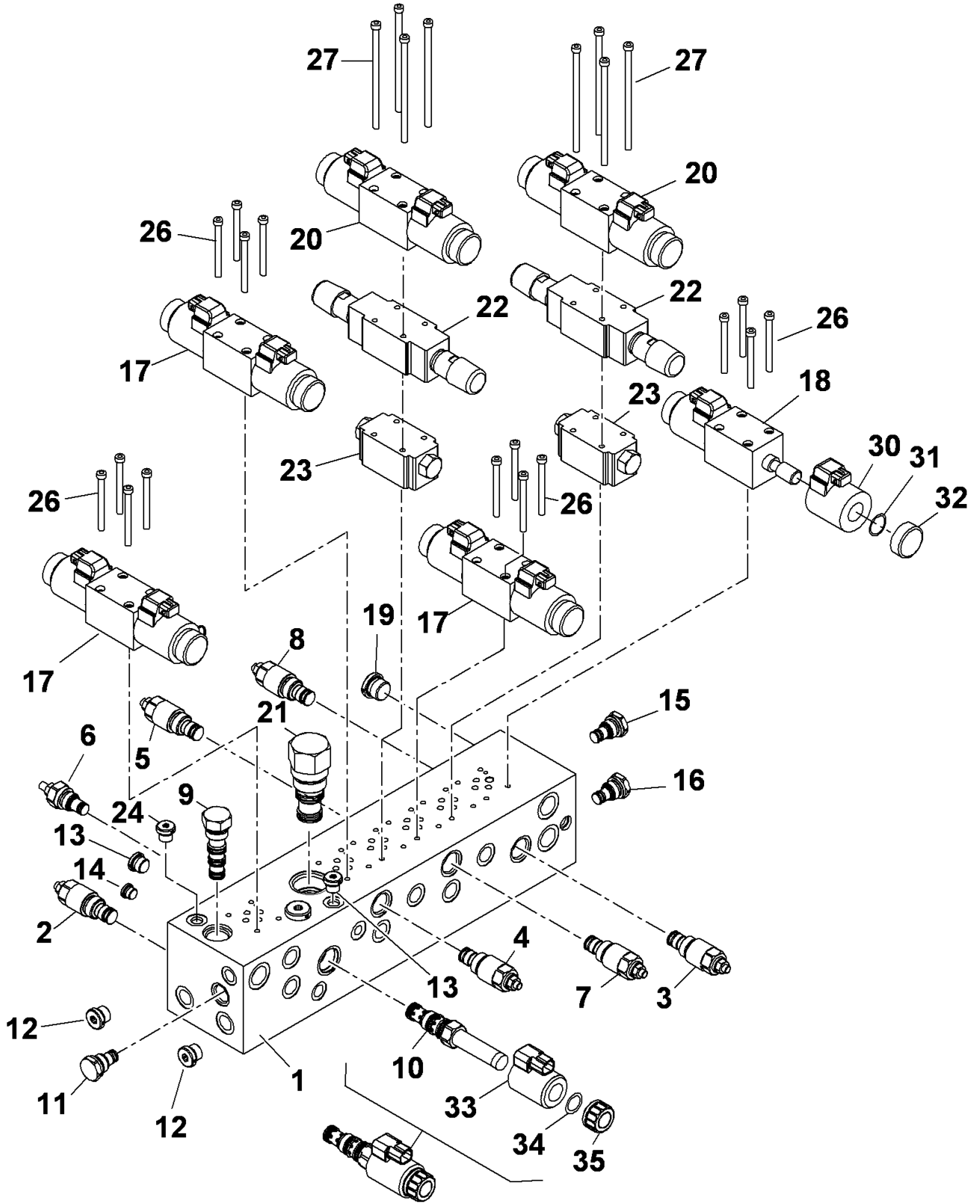
Assembly No.

03329878

Revision: #

Item	FN	Part	Qty	Description
1		03138801	1	PLATE, ENTRANCE
2		03138806	1	VALVE ASSY. WAY PROP
3		03134776	1	STOP PLATE

Manitowoc Cranes



Manitowoc Cranes

Description
VALVE ASSY. BLOCK MANIFOLD

Assembly No.
80012381
 Revision:

Item	FN	Part	Qty	Description
1		NSS	1	BODY, MANIFOLD
2		90016779	1	VALVE, ASSY. CART. RELIEF INCLUDES THE FOLLOWING PARTS
		90016797	1	KIT, SEAL
3		90016779	1	VALVE, ASSY. CART. RELIEF INCLUDES THE FOLLOWING PARTS
		90016797	1	KIT, SEAL
4		90016779	1	VALVE, ASSY. CART. RELIEF INCLUDES THE FOLLOWING PARTS
		90016797	1	KIT, SEAL
5		90016779	1	VALVE, ASSY. CART. RELIEF INCLUDES THE FOLLOWING PARTS
		90016797	1	KIT, SEAL
6		90016780	1	VALVE, ASSY. CART. RELIEF INCLUDES THE FOLLOWING PARTS
		90016798	1	KIT, SEAL
7		90016779	1	VALVE, ASSY. CART. RELIEF INCLUDES THE FOLLOWING PARTS
		90016797	1	KIT, SEAL
8		90016779	1	VALVE, ASSY. CART. RELIEF INCLUDES THE FOLLOWING PARTS
		90016797	1	KIT, SEAL
9		90016781	1	VALVE, ASSY. CART. FLOW DIVIDER INCLUDES THE FOLLOWING PARTS
		90016799	1	KIT, SEAL
10		90016782	1	VALVE, CART. & COIL ASSY. 24V. INCLUDES THE FOLLOWING PARTS
		90016800	1	KIT, SEAL
11		90016783	1	VALVE, CHECK CART. ASSY. INCLUDES THE FOLLOWING PARTS
		90016798	1	KIT, SEAL
12		90016784	1	PLUG, ORIFICE 2.0 MM
13		90016784	2	PLUG, ORIFICE 2.0 MM
14		90016785	1	PLUG, ORIFICE 0.8 MM
15		90016786	1	VALVE, CHECK CART. ASSY. INCLUDES THE FOLLOWING PARTS
		90016798	1	KIT, SEAL
16		90016783	1	VALVE, CHECK CART. ASSY. INCLUDES THE FOLLOWING PARTS
		90016798	1	KIT, SEAL

Manitowoc Cranes

Description
VALVE ASSY. BLOCK MANIFOLD

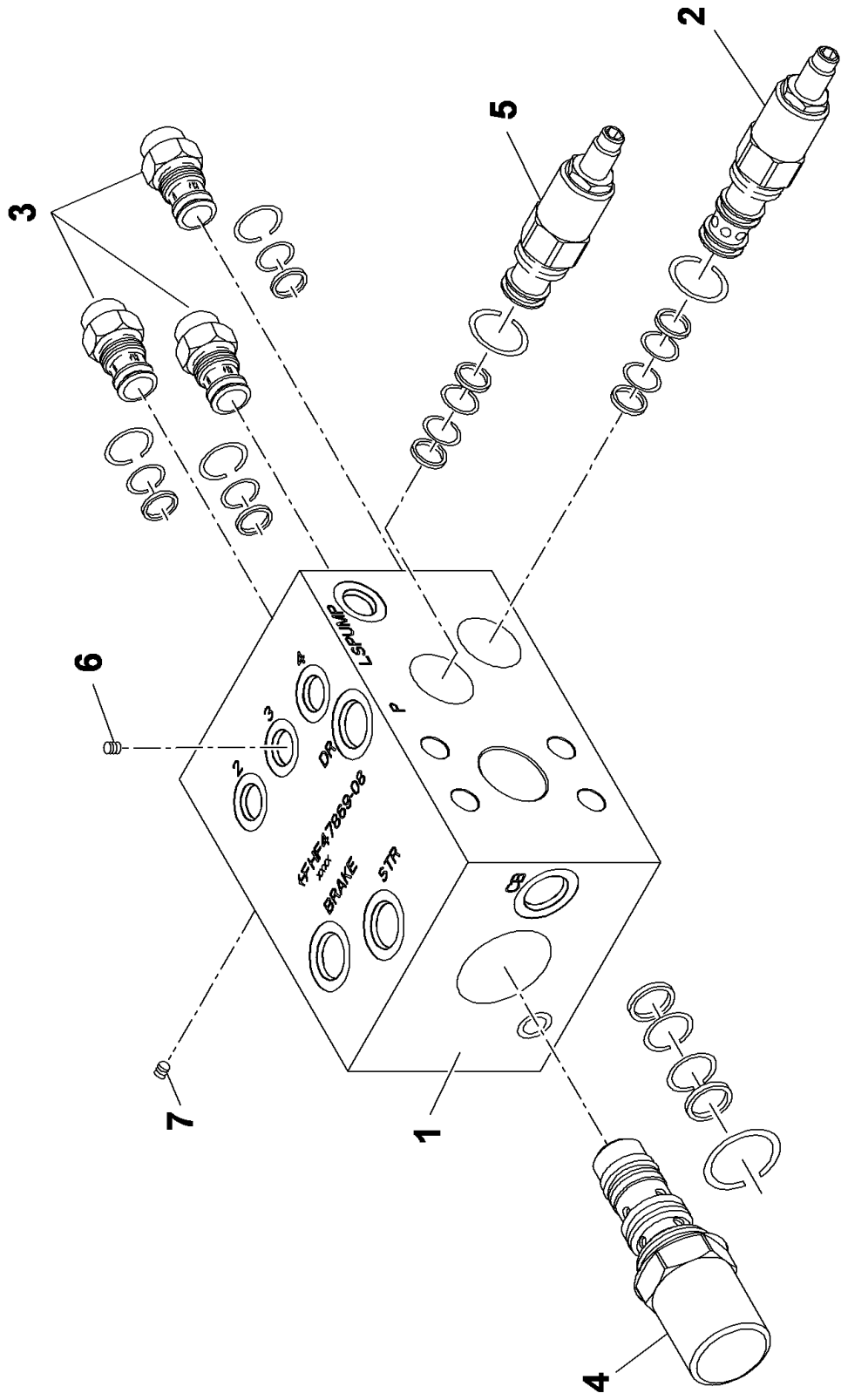
Assembly No.
80012381
 Revision:

Item	FN	Part	Qty	Description
17		03324808	3	WAY-VALVE INCLUDES THE FOLLOWING PARTS
		03326775	2	COIL
		03326795	2	O-RING
		03326796	2	NUT
		03326800	1	GASKET SET CPL.
18		03324809	1	WAY-VALVE INCLUDES THE FOLLOWING PARTS
		03326775	2	COIL
		03326800	2	GASKET SET CPL.
19		90016789	1	PLUG, ORIFICE 3.0 MM
20		90016790	2	VALVE,ASSY. WORK SECTION 24V.
21		90016791	1	VALVE, CART. FLOW CONTROL INCLUDES THE FOLLOWING PARTS
		90016801	1	KIT, SEAL
22		90016792	2	VALVE,ASSY. PRESSURE RELIEF
23		90016793	2	VALVE,ASSY. CHECK, PILOT OPER.
24		90016794	1	PLUG, ORIFICE .5 MM
26		90016795	16	CAPSCREW, 12.9 MM
27		90016796	8	CAPSCREW SOCKET HEAD 10.9 MM
30		03326775	12	COIL USE AS REQUIRED
31		03326795	12	O-RING USE AS REQUIRED
32		03326796	12	NUT USE AS REQUIRED
33		90017263	1	COIL, 24V
34		90017264	1	O-RING
35		90017265	1	NUT

Manitowoc Cranes

Notes

Manitowoc Cranes



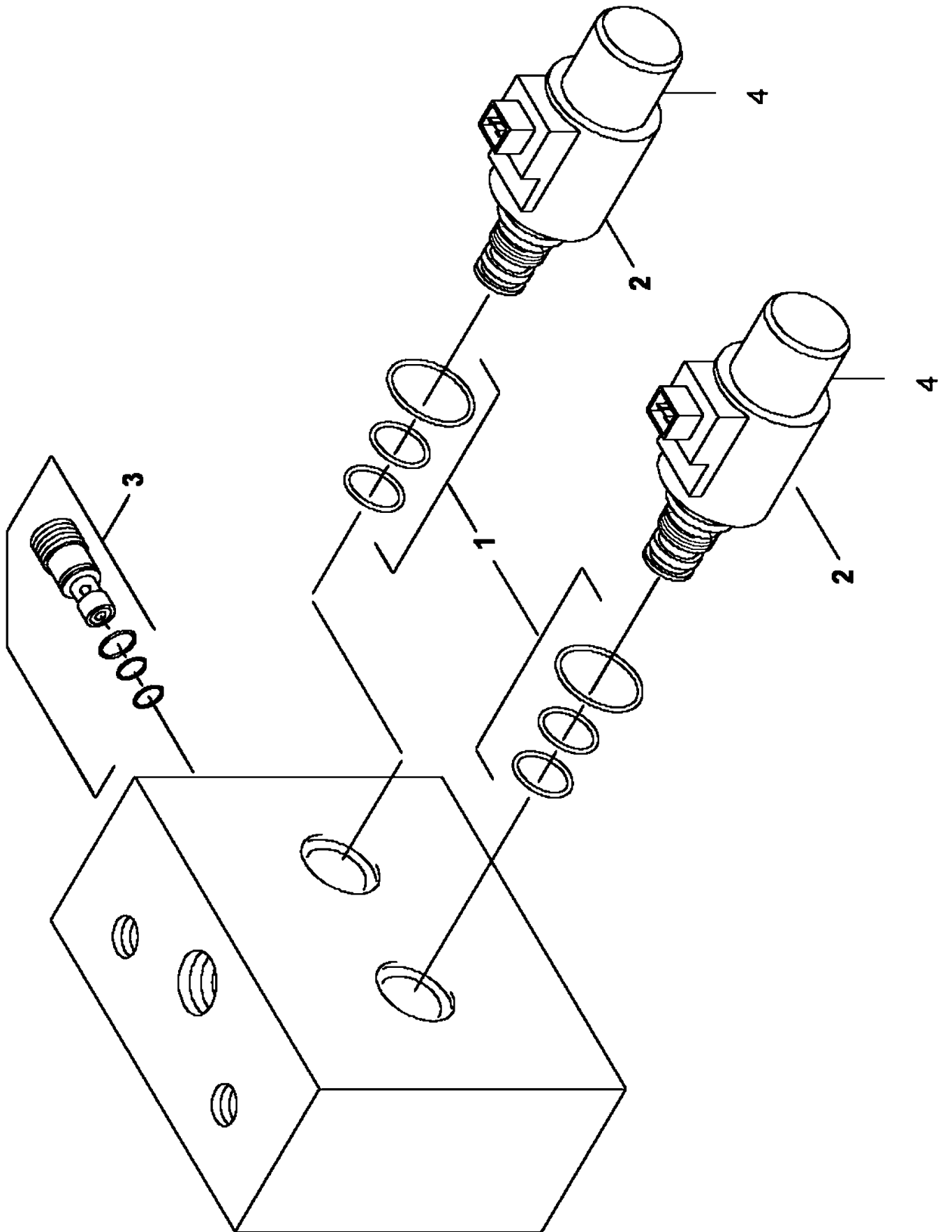
Manitowoc Cranes

Description
ACCESSORY MANIFOLD

Assembly No.
80012179
 Revision:

Item	FN	Part	Qty	Description
1		NSS	1	BLOCK, MANIFOLD
2		90015816	1	VALVE,ASSY.PRESS.REDUC @ 3000
		9926113279	1	INCLUDES THE FOLLOWING PARTS KIT, SEAL
3		90015817	3	VALVE ASSY. CART. CHECK
		90015821	1	INCLUDES THE FOLLOWING PARTS KIT, SEAL
4		90015818	3	VALVE ASSY. PRESS. COMPENSATOR
		90015822	1	INCLUDES THE FOLLOWING PARTS KIT, SEAL
5		90015819	1	VALVE ASSY.CART.RELIEF @ 2500
		90015823	1	INCLUDES THE FOLLOWING PARTS KIT, SEAL
6		9926113171	1	PLUG, ORIFICE .040"
7		90015820	1	PLUG, ORIFICE .080"

Manitowoc Cranes



Manitowoc Cranes

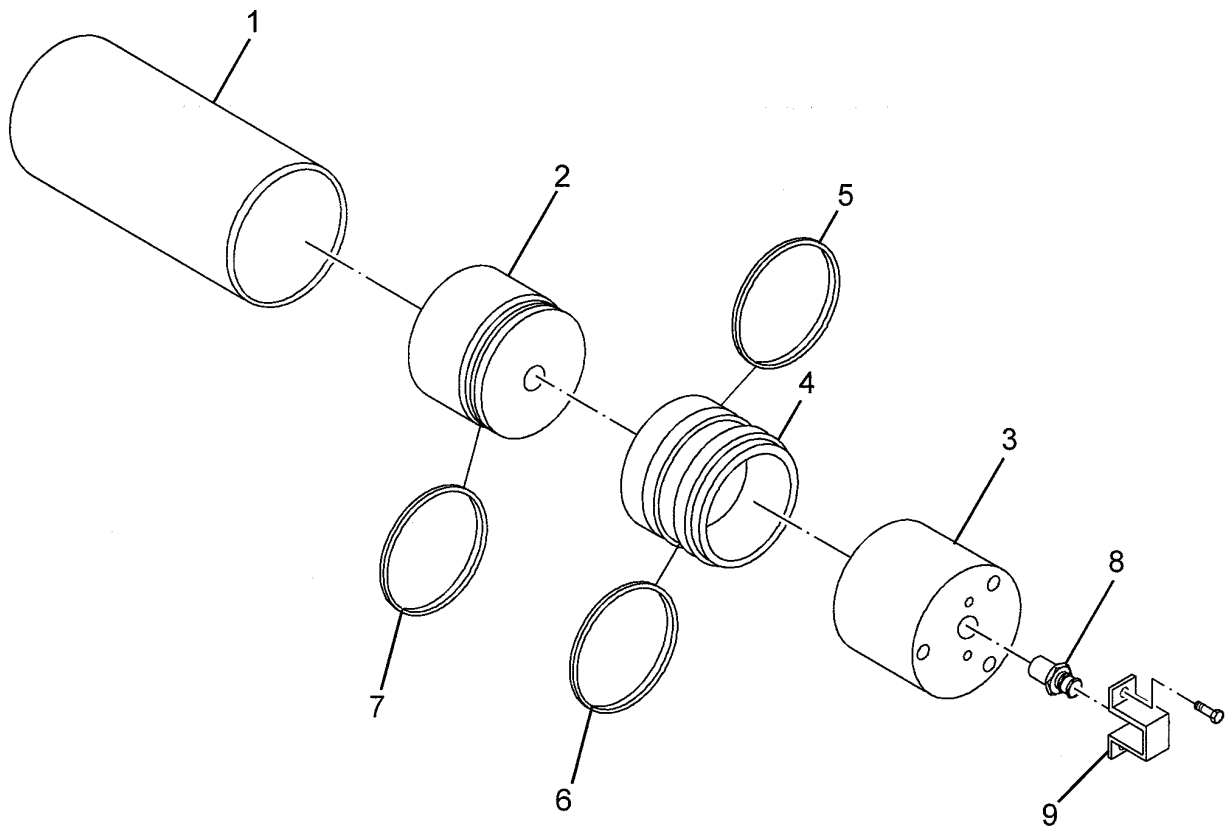
Description
VALVE ASSEMBLY - SOLENOID

Assembly No.
03320213
 Revision: **A**

Item	FN	Part	Qty	Description
1		03319816	1	GASKET SET CPL. (13-PARTS)
2		03045973	2	3/2-WAY VALVE
3	+	01924352	1	CHANGE VALVE NG6 CPL. INCLUDES THE FOLLOWING PARTS
	+	01924351	1	GASKET SET
4		03319817	2	COIL, SOLENOID

+ SEE FURTHER BREAKDOWN THIS GROUP

Manitowoc Cranes



Manitowoc Cranes

Description

ACCUMULATOR ASSEMBLY - HYDRAULIC OIL

Assembly No.

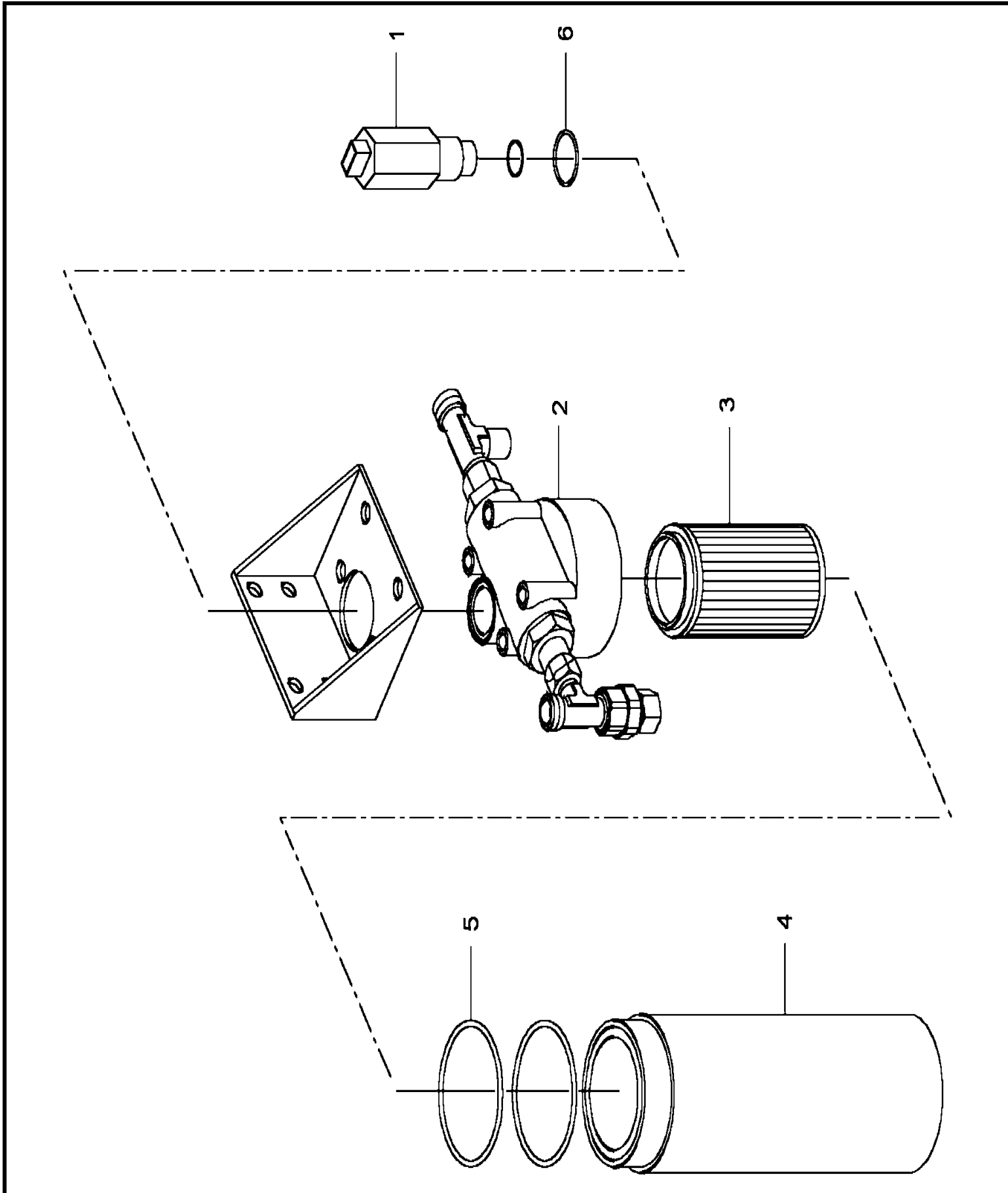
7005100005

Revision:

Item	FN	Part	Qty	Description
1		NSS	1	BODY
2		NSS	1	CAP
3		NSS	1	CAP, GAS
4		NSS	1	PISTON
5	*	NSS	1	SEAL SET
6	*	NSS	1	RING SET
7	*	NSS	1	SEAL SET
8		9005100208	1	VALVE, GAS
				INCLUDES THE FOLLOWING PARTS
		9005100209	1	O-RING, VALVE
				INCLUDED IN KIT
9		9005100210	1	PROTECTOR, VALVE
				INCLUDES THE FOLLOWING PARTS
		9005100211	2	SCREW, PROTECTOR
10	*	9005100224	1	KIT, SEAL

* REPAIR KIT AND/OR PART OF KIT

Manitowoc Cranes



03323935

(SHEET 1 OF 1)

Manitowoc Cranes

Description

FILTER 70325334. TYP:PI330 010

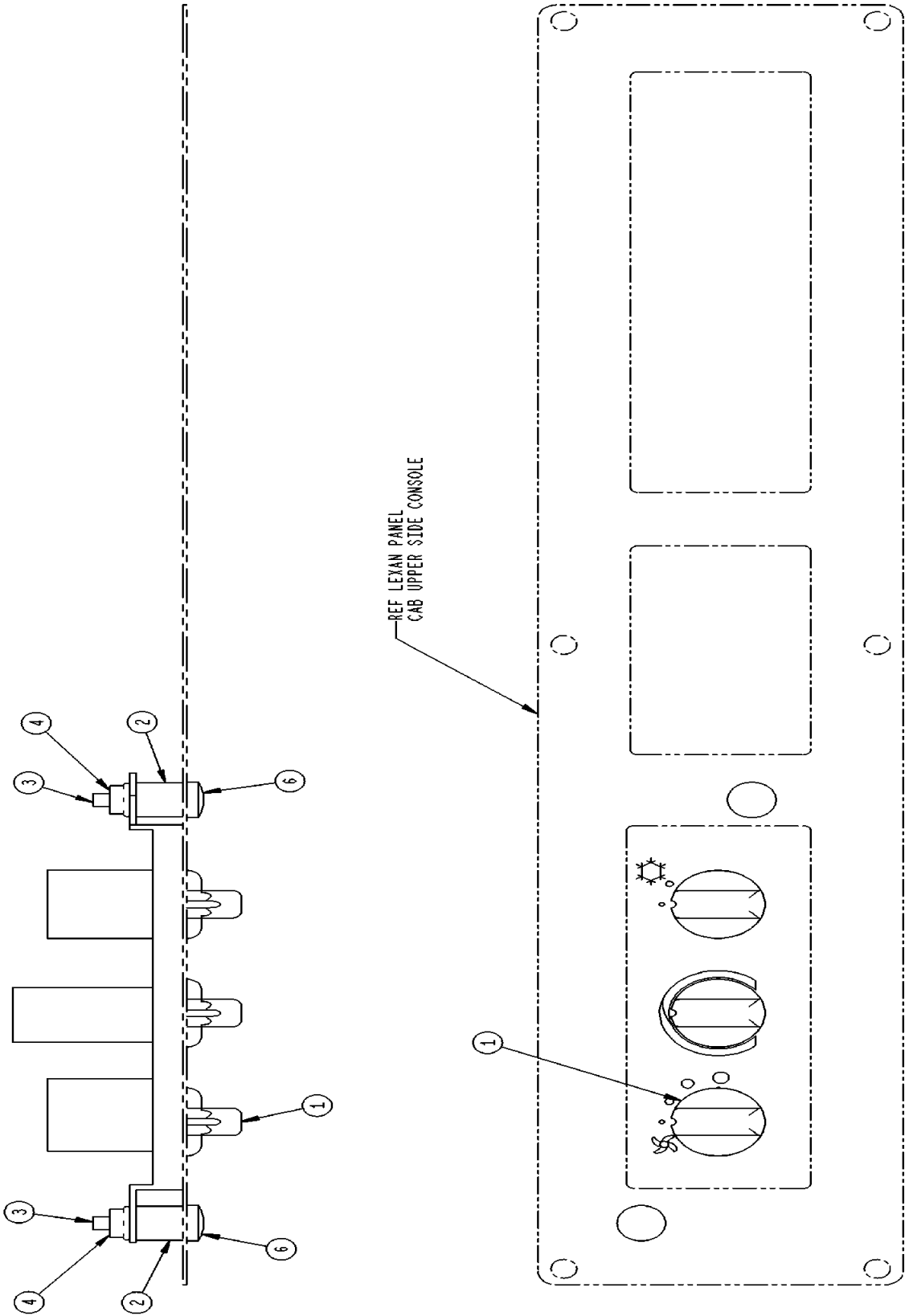
Assembly No.

03323935

Revision: **B**

Item	FN	Part	Qty	Description
1		03326045	1	INDICATOR, DIRT
2		03326046	1	HEAD ASSY, FILTER (WITH BYPASS-VALVE)
3		03326047	1	ELEMENT, FILTER
4		03326048	1	HOUSING ASSY, FILTER (WITH GASKET)
5		03326049	1	GASKET SET (FOR FILTER HOUSING)
6		03326050	1	GASKET SET (FOR DIRT INDICATOR)

Manitowoc Cranes



Manitowoc Cranes

Description

HEATER AND AIR CONDITION CONTROL PANEL INSTALLATION

Assembly No.

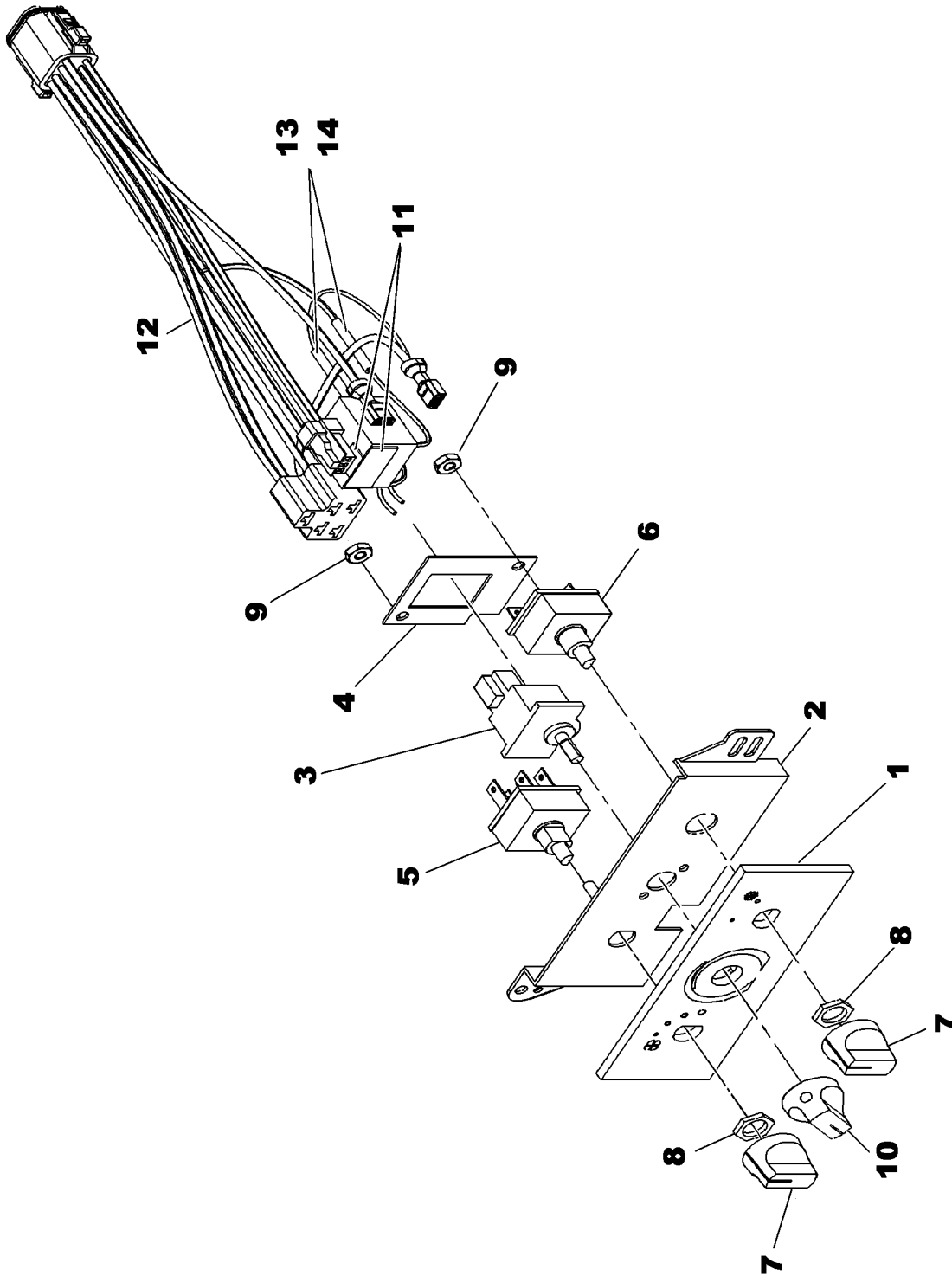
80027889

Revision: **A**

Item	FN	Part	Qty	Description
1	+	80027886	1	HEATER & CONTROL PANEL (24V)
2		6200049104	2	BUSHING
3		7111100810	2	SCREW, MACHINE 3/16" - 32 N.F. X 1" GRADE 1
4		7660102701	2	LOCKNUT, FLANGE
6		7258001452	2	CAP #8

+ SEE FURTHER BREAKDOWN THIS GROUP

Manitowoc Cranes



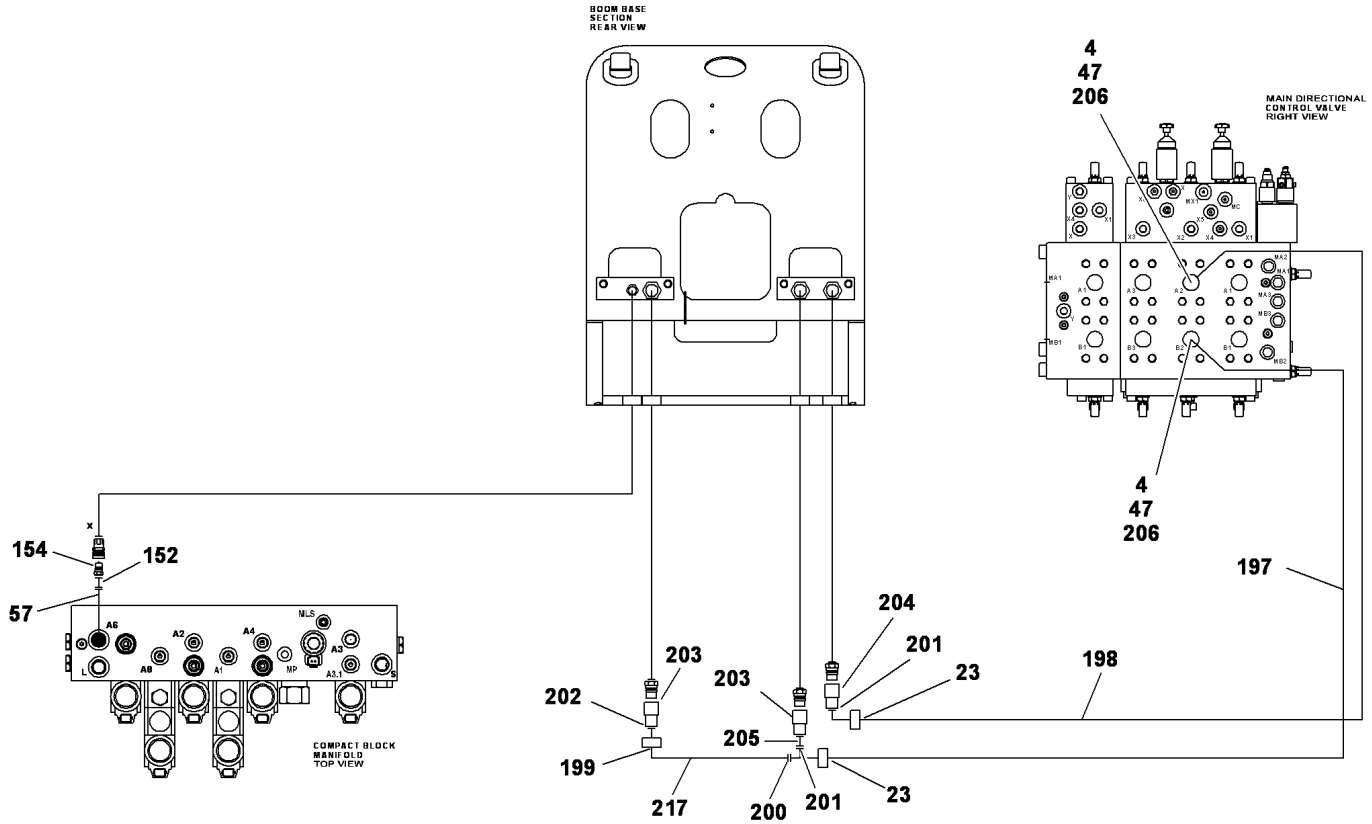
Manitowoc Cranes

Description
HEATER & CONTROL PANEL (24V)

Assembly No.
80027886
 Revision:

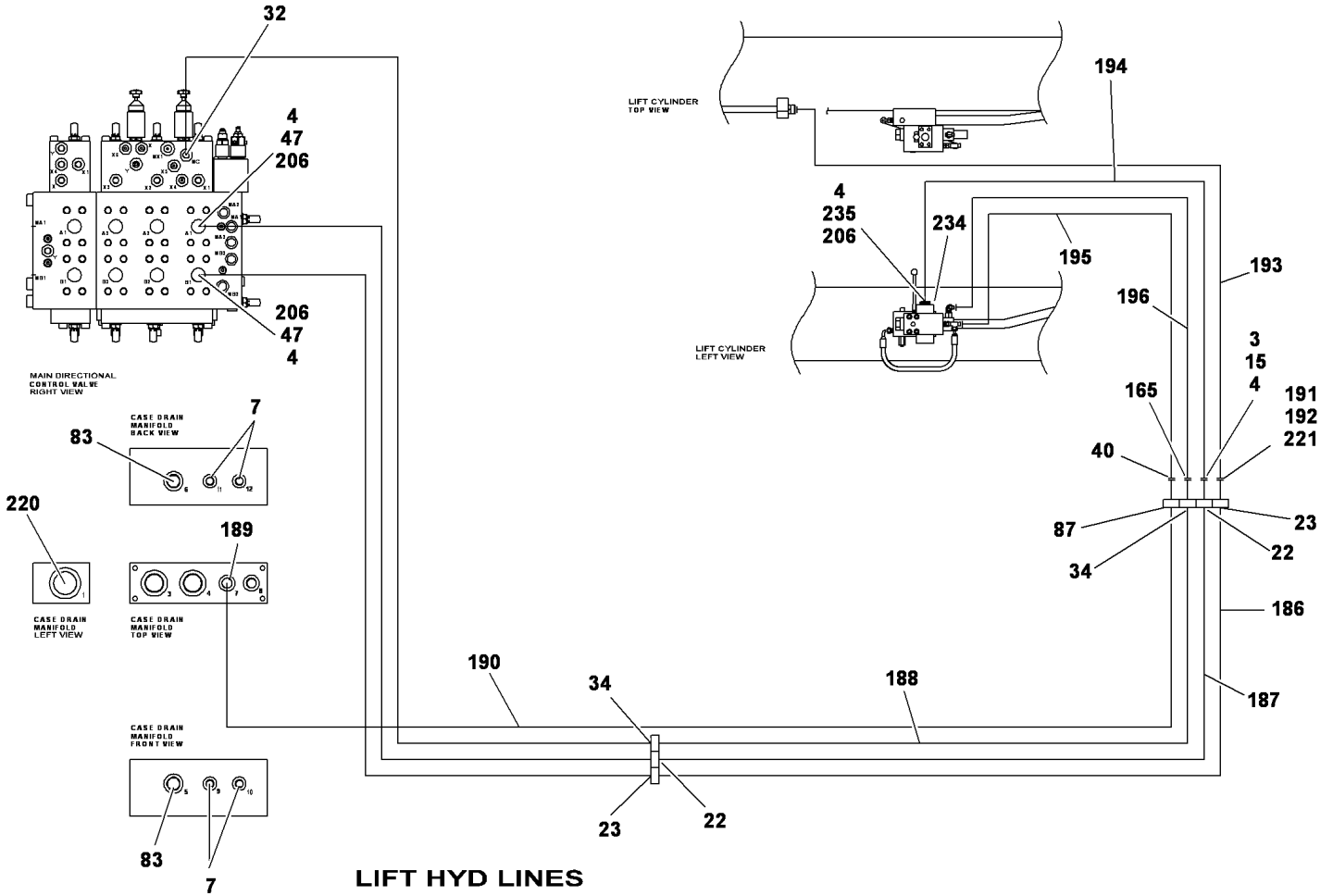
Item	FN	Part	Qty	Description
1		90020653	1	FACEPLATE, LIGHTED 24V.
2		90020643	1	PLATE, BACKING
3		90020644	1	POTENTIOMETER, CONTROL, TEMP.
4		90020645	1	PLATE, MOUNTING
5		90020646	1	SWITCH ASSY. BLOWER
6		90020647	1	SWITCH ASSY. ON/OFF
7		90020648	2	KNOB ASSY.
8		90020650	2	NUT
9		90020651	2	LOCKNUT
10		90020652	1	KNOB W/SET SCREW
12		90020649	1	HARNESS ASSY.
13		7709000811	1	PLUG 8 SOCKET
14		7364100014	1	WEDGE, 8 SOCKET
15		7826000087	8	SOCKET, 16-14 GA

Manitowoc Cranes

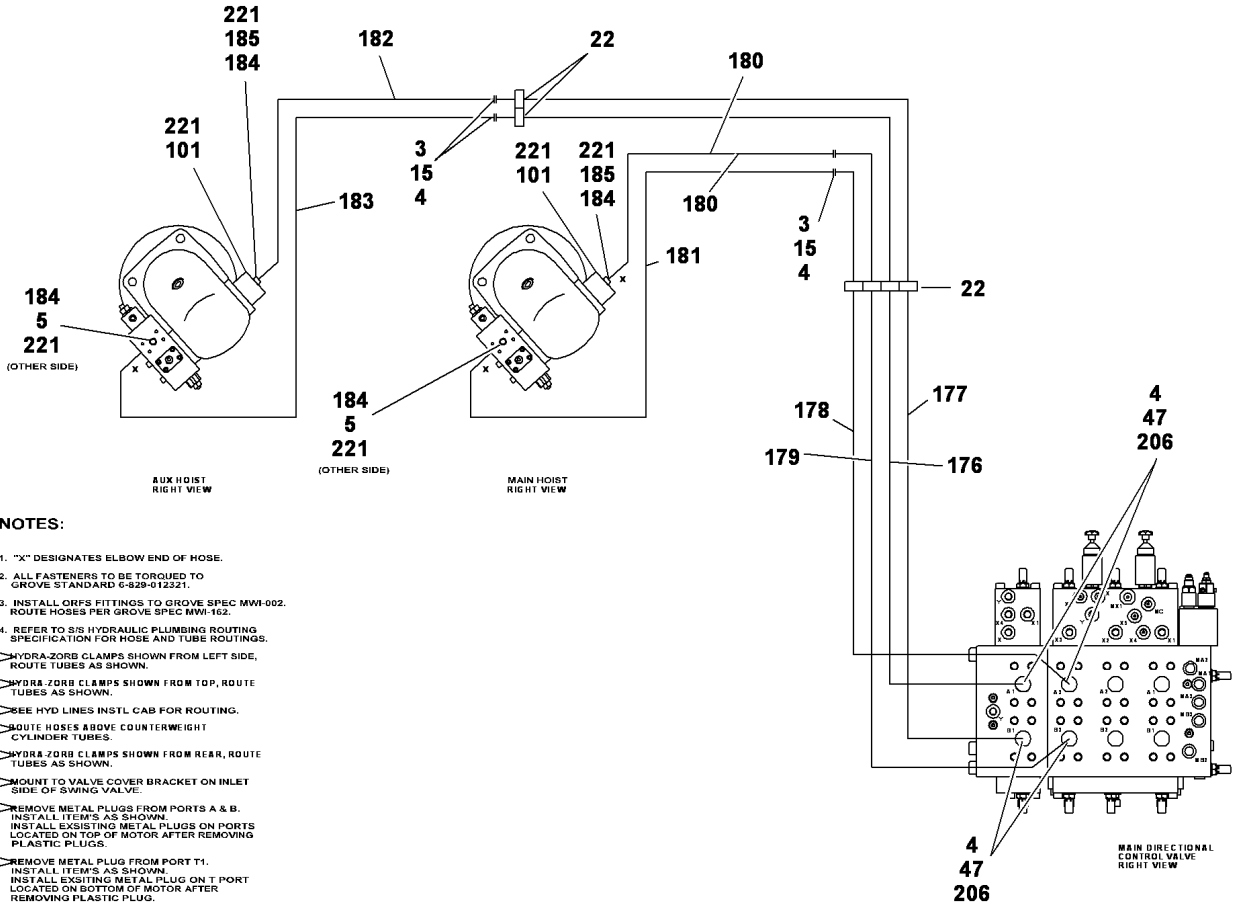


TELE HYD LINES

Manitowoc Cranes

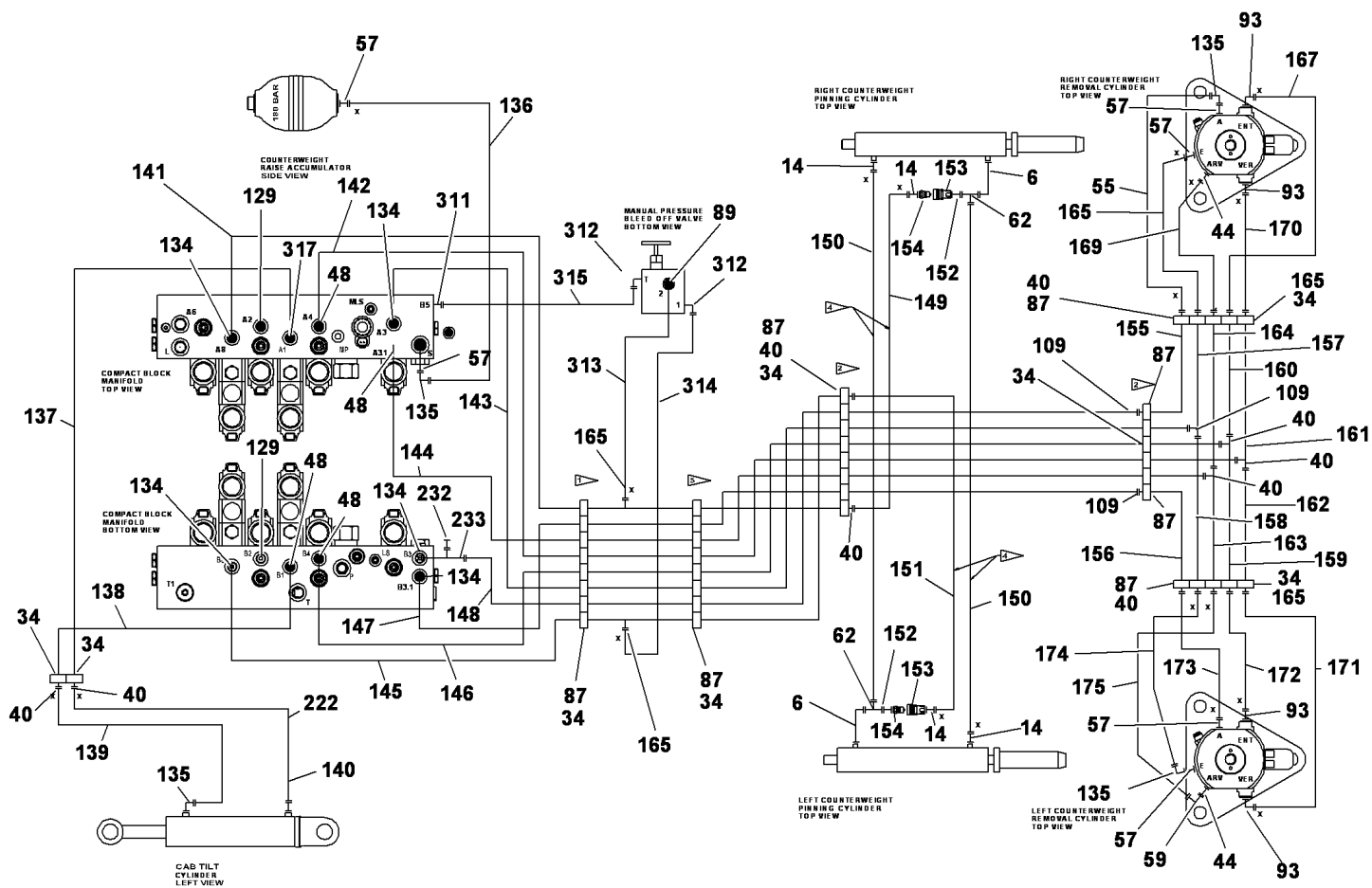


Manitowoc Cranes



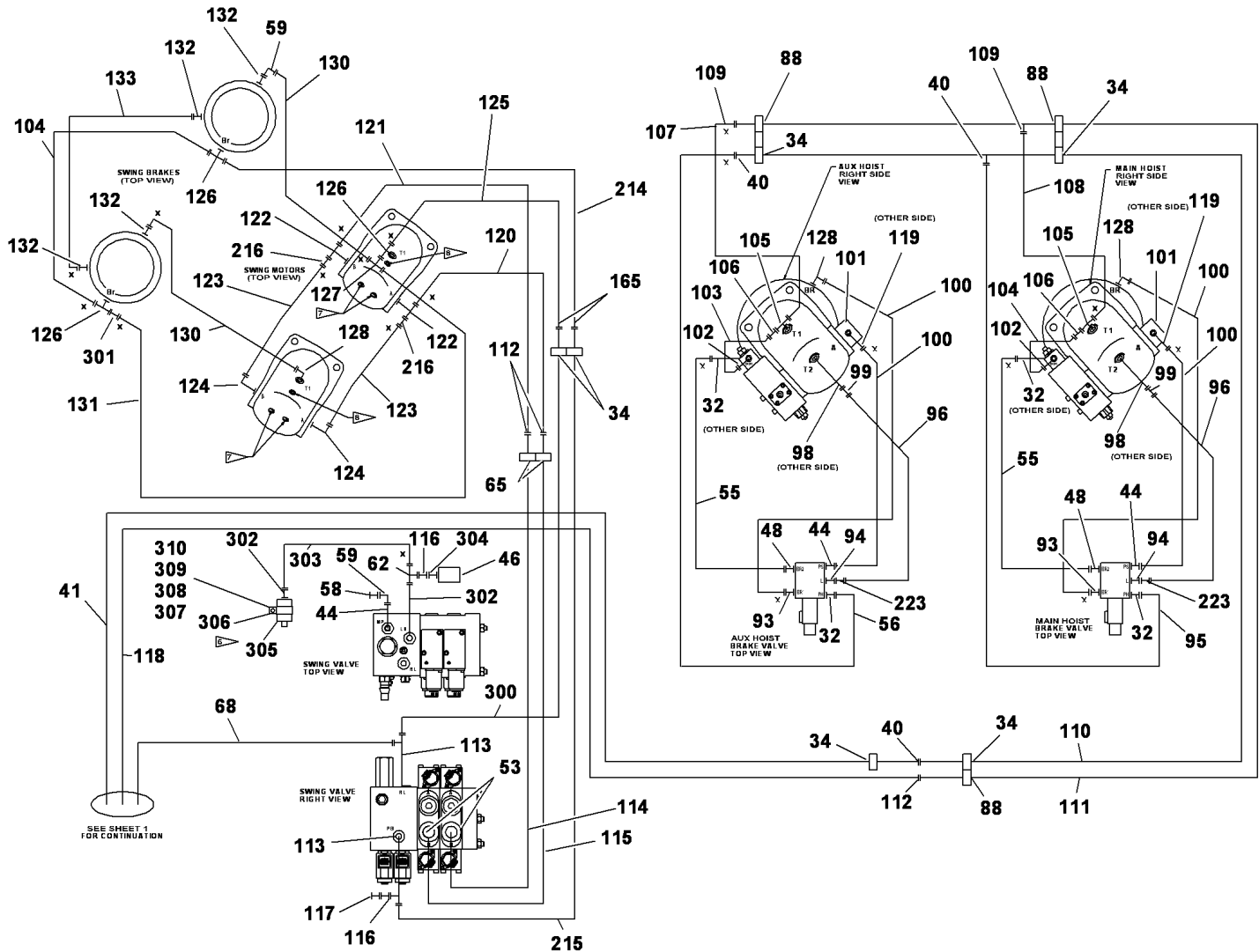
MAIN & AUX HOIST HYD LINES

Manitowoc Cranes



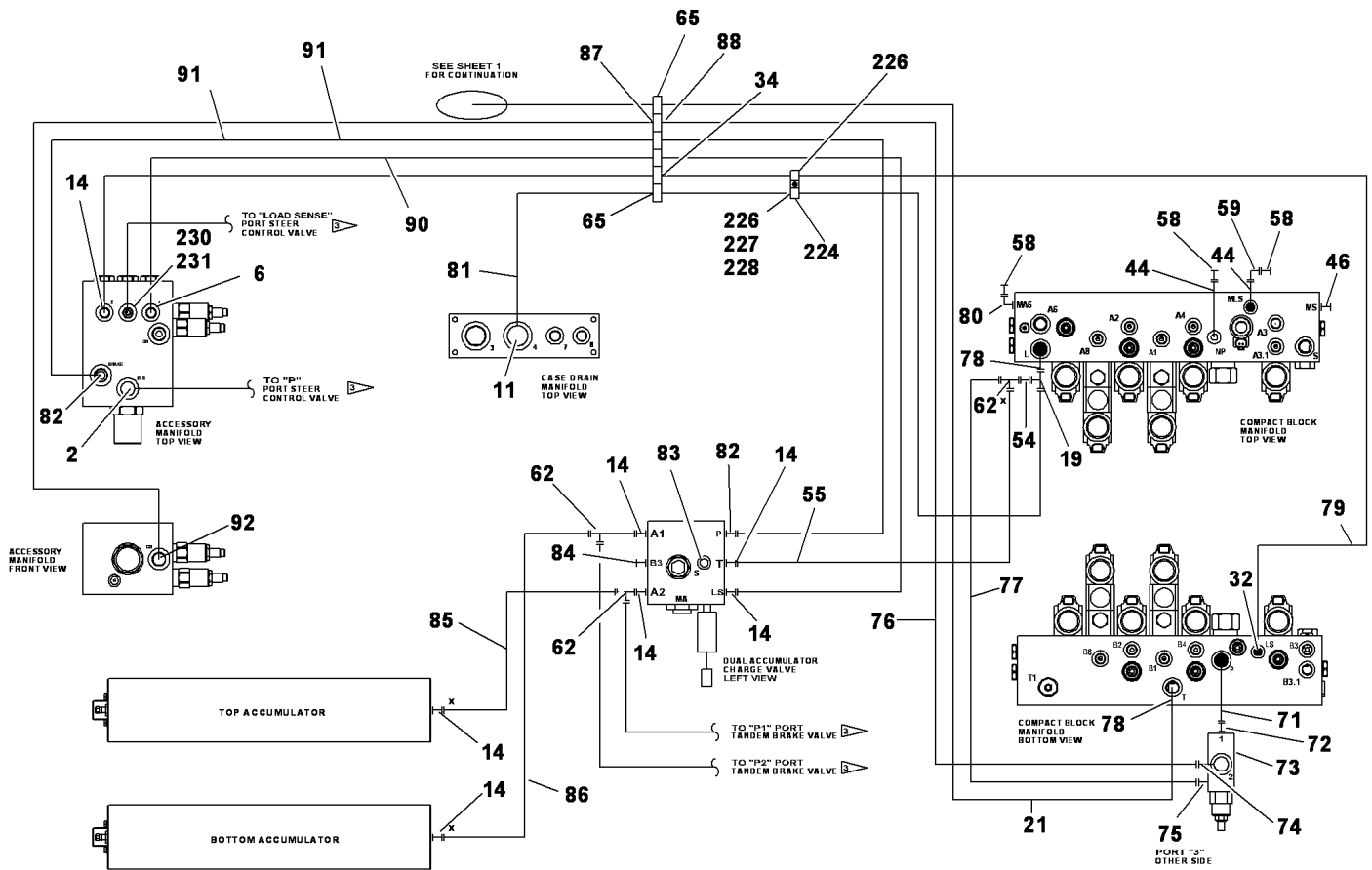
COUNTERWEIGHT & CAB TILT HYD LINES

Manitowoc Cranes



HOIST BRAKE & SWING HYD LINES

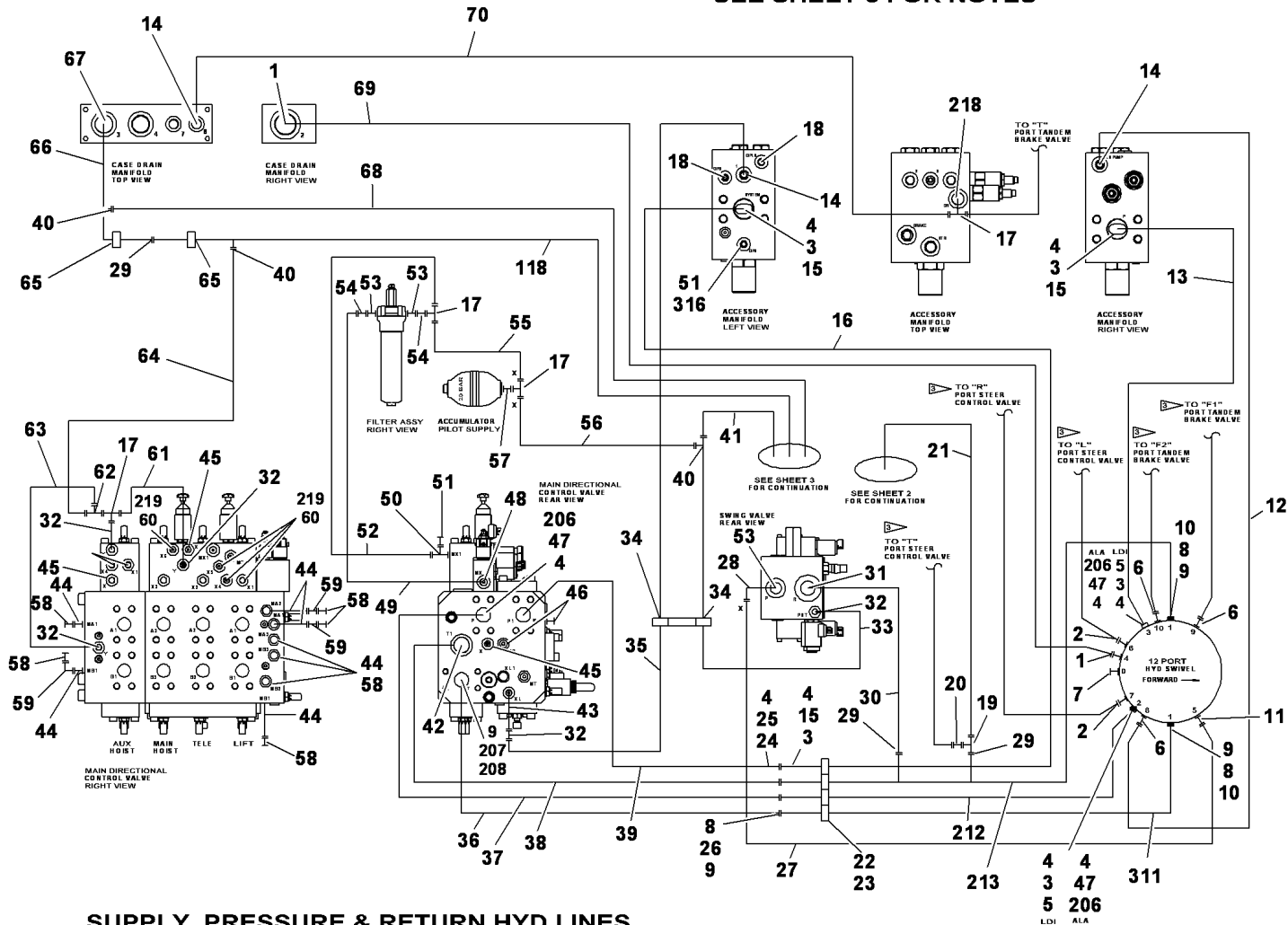
Manitowoc Cranes



SUPPLY, PRESSURE & RETURN HYD LINES

Manitowoc Cranes

SEE SHEET 5 FOR NOTES



Manitowoc Cranes

Description

HYDRAULIC LINES INSTALLATION-SS MAIN AND AUXILIARY HOIST

Assembly No.

80039332

Revision: **B**

Item	FN	Part	Qty	Description
1		7447161603	2	ELBOW, 90 DEGREE MALE INCLUDES THE FOLLOWING PARTS
		7755021002	1	O-RING
		7755916002	1	O-RING
2		7447080803	3	ELBOW, 90 DEGREE MALE INCLUDES THE FOLLOWING PARTS
		7755014002	1	O-RING
		7755908002	1	O-RING
3	#	7450000254	18	FLANGE, SPLIT
4		7755222002	23	O-RING
5		7126211553	8	CAP SCREW, M12X40 HEX HEAD
6		7447060603	6	ELBOW, 90 DEGREE INCLUDES THE FOLLOWING PARTS
		7755012002	1	O-RING
		7755906002	1	O-RING
7		7709000028	5	PLUG, SAE #4 INCLUDES THE FOLLOWING PARTS
		7755904002	1	O-RING
8	#	7450000102	6	FLANGE, SPLIT
9		7755225002	4	O-RING
10		7126211453	8	CAP SCREW, HEX HEAD M12X35
11		7447121203	2	ELBOW, 90 DEGREE INCLUDES THE FOLLOWING PARTS
		7755018002	1	O-RING
		7755912002	1	O-RING
12		7555205080	1	3/8" I.D. HYDR HOSE ASSY
13		80034622	1	TUBE ASSY
14		7447060601	14	ADAPTER, STRAIGHT MALE INCLUDES THE FOLLOWING PARTS
		7755012002	1	O-RING
		7755906002	1	O-RING
15		7115181450	36	CAP SCREW, 1/2" - 13 N.C. X 1 3/4"
16		80011845	1	TUBE ASSY
17		7447060635	4	TEE, BRANCH INCLUDES THE FOLLOWING PARTS
		7755012002	1	O-RING
18		7443100139	3	COUPLING, 1/8" TEST PORT
19		7447121234	2	TEE, RUN INCLUDES THE FOLLOWING PARTS
		7755018002	1	O-RING

SERVICED AS AN ASSEMBLY ONLY

Manitowoc Cranes

Description

HYDRAULIC LINES INSTALLATION-SS MAIN AND AUXILIARY HOIST

Assembly No.

80039332

Revision: **B**

Item	FN	Part	Qty	Description
20		7447120813	1	REDUCER
21		80011852	1	TUBE ASSY
22		7300000406	10	CLAMP, TUBING
23		7300000405	6	CLAMP, TUBING
24	#	7450000188	2	SPLIT FLANGE HALF, 1 1/4"
25		7115171250	4	CAP SCREW, 7/16" - 14 N.C. X 1 1/2" GRADE 5
26		7115181250	4	CAP SCREW, 1/2" - 13 N.C. X 1 1/2" GRADE 5
27		7555504082	1	3/4" ID HYDR HOSE ASSY
28		7447121233	1	ELBOW, 90 DEGREE INCLUDES THE FOLLOWING PARTS
		7755018002	1	O-RING
29		7755018002	3	O-RING
30		80011846	1	TUBE ASSY
31		7447121653	1	MALE CONNECTOR ORFS/BSPP
32		7447060453	11	STRAIGHT THREAD ADAPTER
33		80012249	1	TUBE ASSY
34		7300000399	32	CLAMP, TUBING 3/8" I.D.
35		80012883	1	TUBE ASSY
36		7546804510	1	HYDR HOSE ASSY
37		7565304461	1	HYDR HOSE ASSY
38		7556704110	1	HYDR HOSE ASSY
39		7565303861	1	HYDR HOSE ASSY
40		7755012002	22	O-RING
41		80012251	1	TUBE ASSY
42		7447201653	1	STRAIGHT THREAD ADAPTER
43		03325149	1	SHUTTLE-VALVE
44		7447040453	15	STRAIGHT THREAD ADAPTER
45		01680394	5	HOLLOW HEX PLUG-BSPP G1/4
46		03317939	5	PRESSURE SENSOR 060G1600 MBS 3
47		00103757	52	SHCS M14x45 8.8-A3C ISO 4762
48		7447060653	7	MALE CONNECTOR ORFS/BSPP

SERVICED AS AN ASSEMBLY ONLY

Manitowoc Cranes

Description

HYDRAULIC LINES INSTALLATION-SS MAIN AND AUXILIARY HOIST

Assembly No.

80039332

Revision: **B**

Item	FN	Part	Qty	Description
49		7555201601	1	3/8" I.D. X 16" LONG
50		7447060656	1	RUN TEE ORFS/BSPP/ORFS
51		7443100140	1	COUPLING, 3/8" TEST PORT INCLUDES THE FOLLOWING PARTS
		9447100041	1	CAP, DUST - DIAGNOSTIC
52		80012881	1	TUBE ASSY
53		7447121253	5	MALE CONNECTOR ORFS/BSPP
54		7447120613	3	REDUCER
55		7555201801	5	HOSE ASSY, 3/8" I.D. X 18" LONG
56		7555202801	3	HOSE ASSY, 3/8" I.D. X 28" LONG
57		7447060853	8	MALE CONNECTOR ORFS/BSPP
58		7443100157	12	COUPLING, 1/4" TEST PORT INCLUDES THE FOLLOWING PARTS
		9447100041	1	CAP, DUST - DIAGNOSTIC
59		7447040433	7	ELBOW, 90 DEGREE INCLUDES THE FOLLOWING PARTS
		7755011002	1	O-RING
60		03315228	8	Diaphragm switch 0266 40803 1
61		80012244	1	TUBE ASSY
62		7447060634	7	TEE, FEMALE RUN INCLUDES THE FOLLOWING PARTS
		7755012002	1	O-RING
		7755906002	1	O-RING
63		80013000	1	TUBE ASSY
64		7555201600	1	HOSE ASSY, 3/8" I.D. X 16" LONG
65		7300000402	6	CLAMP, TUBING
66		80012247	1	TUBE ASSY
67		7447121201	1	ADAPTER, STRAIGHT MALE INCLUDES THE FOLLOWING PARTS
		7755018002	1	O-RING
		7755912002	1	O-RING
68		7555201400	1	HOSE ASSY, 3/8" ID X 14" LONG
69		80034607	1	TUBE ASSY
70		80012885	1	TUBE ASSY
71		7447100853	1	MALE CONNECTOR ORFS/BSPP
72		7447100858	1	MALE CONN SWIVEL ORFS/BSPP
73		80035973	1	PRESSURE REDUCING VALVE

Manitowoc Cranes

Description

HYDRAULIC LINES INSTALLATION-SS MAIN AND AUXILIARY HOIST

Assembly No.

80039332

Revision: **B**

Item	FN	Part	Qty	Description
74		7447100855	1	MALE 90 DEG ELBOW ORFS/BSPP
75		7447060455	1	MALE 90 DEG ELBOW ORFS/BSPP
76		80011851	1	TUBE ASSY
77		80011850	1	TUBE ASSY
78		7447120853	2	MALE CONNECTOR ORFS/BSPP
79		80012239	1	TUBE ASSY
80		7447040455	1	ELBOW, MALE
81		80012237	1	TUBE ASSY
82		7447080801	2	ADAPTER, STRAIGHT INCLUDES THE FOLLOWING PARTS
		7755014002	1	O-RING
		7755908002	1	O-RING
83		7709000038	3	O-RING PLUG #8 INCLUDES THE FOLLOWING PARTS
		7755908002	1	O-RING
84		7709000031	1	O-RING PLUG #6 INCLUDES THE FOLLOWING PARTS
		7755906002	1	O-RING
85		7555202901	1	HOSE ASSY, 3/8" I.D. X 29" LONG
86		7555203601	1	HOSE ASSY, 3/8" ID X 36" LONG
87		7300000400	25	CLAMP, TUBING
88		7300000401	4	CLAMP, TUBING 5/8" I.D.
89		7447040601	2	ADAPTER, STRAIGHT INCLUDES THE FOLLOWING PARTS
		7755011002	1	O-RING
		7755906002	1	O-RING
90		80019088	1	TUBE ASSY
91		80012236	1	TUBE ASSY
92		7447100801	1	ADAPTER, STRAIGHT MALE INCLUDES THE FOLLOWING PARTS
		7755016002	1	O-RING
		7755908002	1	O-RING
93		7447040653	6	MALE CONNECTOR ORFS/BSPP
94		80014752	2	PORT ADAPTER BSPP/SAE O-RING
95		7555202800	1	HOSE ASSY, 3/8" I.D. X 28" LONG
96		7555201800	2	3/8" I.D. X 18"
98		80013994	2	MALE ADAPTER ORFS/METRIC

Manitowoc Cranes

Description

HYDRAULIC LINES INSTALLATION-SS MAIN AND AUXILIARY HOIST

Assembly No.

80039332

Revision: **B**

Item	FN	Part	Qty	Description
99		7447080613	2	REDUCER
100		7555102401	4	HOSE ASSY, USE AS REQUIRED 1/4" I.D. X 24"
101		80010790	2	1" GAGE PORT SPACER
102		7447040255	2	MALE 90 DEG ELBOW ORFS/BSPP
103		7555101600	1	HYD HOSE ASSY
104		7555101802	2	HOSE ASSY, USE AS REQUIRED 1/4" I.D. X 18"
105		80013997	2	MALE TEE ADAPTER ORFS/METRIC
106		7447080413	2	REDUCER
107		7555301602	1	HOSE ASSY, 1/2" I.D. X 16" LONG
108		7555301802	1	HOSE ASSY, 1/2" I.D. X 18" LONG
109		7755014002	6	O-RING
110		80012250	1	TUBE ASSY
111		80010754	1	TUBE ASSY
112		7755016002	3	O-RING
113		7447060456	2	RUN TEE ORFS/BSPP/ORFS
114		80012998	1	TUBE ASSY
115		80012999	1	TUBE ASSY
116		7447060450	2	STR THD SWIVEL FEMALE
117		80014927	1	DIAPHRAGM SWITCH #4 SAE O-RING
118		80012248	1	TUBE ASSY
119		7447040401	2	ADAPTER, STRAIGHT INCLUDES THE FOLLOWING PARTS
		7755011002	1	O-RING
		7755904002	1	O-RING
120		7555402261	1	HYDR HOSE ASSY
121		7555402661	1	HYDR HOSE ASSY
122		80013996	2	MALE TEE ADAPTER ORFS/METRIC
123		7555302462	2	HYDR HOSE ASSY
124		80013992	2	MALE 90DEG ADAPTER ORFS/METRIC
125		7555101401	1	HOSE ASSY, USE AS REQUIRED 1/4" I.D. X 14"
126		80013995	3	MALE TEE ADAPTER ORFS/METRIC
127		7447040435	1	TEE, BRANCH INCLUDES THE FOLLOWING PARTS
		7755011002	1	O-RING

Manitowoc Cranes

Description

HYDRAULIC LINES INSTALLATION-SS MAIN AND AUXILIARY HOIST

Assembly No.

80039332

Revision: **B**

Item	FN	Part	Qty	Description
128		80013991	3	MALE 90DEG ADAPTER ORFS/METRIC
129		01682384	2	SCREW PLUG
130		7555101001	2	HOSE ASSY, 1/4" I.D. X 10" LONG
131		7555101901	1	HOSE ASSY, 1/4" I.D. X 19" LONG
132		80013993	4	MALE ADAPTER ORFS/METRIC
133		7555101501	1	HOSE ASSY, 1/4" I.D. X 15" LONG
134		7447080653	5	MALE CONNECTOR ORFS/BSPP
135		7447060633	4	ELBOW, 90 DEGREE MALE INCLUDES THE FOLLOWING PARTS
		7755012002	1	O-RING
136		7555202481	1	HOSE ASSY, 3/8" I.D. HYD STR/90
137		80019307	1	TUBE ASSY
138		80019306	1	TUBE ASSY
139		7555202502	1	3/8" X 25"
140		7013001112	1	FITTING, ORIFICE .031
141		80020176	1	TUBE ASSY
142		80019146	1	TUBE ASSY
143		80019147	1	TUBE ASSY
144		80019150	1	TUBE ASSY
145		80020177	1	TUBE ASSY
146		80019145	1	TUBE ASSY
147		80019148	1	TUBE ASSY
148		80019149	1	TUBE ASSY
149		7555203602	1	3/8" I.D. X 36" LONG
150		7555202802	2	3/8" X 28"
151		7555204202	1	3/8" I.D. X 42"
152		7447060640	3	ADAPTER, STRAIGHT INCLUDES THE FOLLOWING PARTS
		7755012002	1	O-RING
		7755906002	1	O-RING
153		7364001601	2	COUPLER, FEMALE AND DUST PLUG
154		7364001602	3	COUPLER, MALE AND DUST CAP
155		80010755	1	TUBE ASSY
156		80010756	1	TUBE ASSY
157		80010757	1	TUBE ASSY

Manitowoc Cranes

Description

HYDRAULIC LINES INSTALLATION-SS MAIN AND AUXILIARY HOIST

Assembly No.

80039332

Revision: **B**

Item	FN	Part	Qty	Description
158		80010758	1	TUBE ASSY
159		80010761	1	TUBE ASSY
160		80010762	1	TUBE ASSY
161		80010764	1	TUBE ASSY
162		80010763	1	TUBE ASSY
163		80010759	1	TUBE ASSY
164		80010760	1	TUBE ASSY
165		7755011002	11	O-RING
167		7555102401	1	HOSE ASSY, USE AS REQUIRED 1/4" I.D. X 24"
168		7555201581	1	HYDR HOSE ASSY
169		7555101481	1	HYDR HOSE ASSY
170		7555101302	1	HYDR HOSE ASSY
171		7555102401	1	HOSE ASSY, USE AS REQUIRED 1/4" I.D. X 24"
172		7555101402	1	HYDR HOSE ASSY
173		7555201502	1	3/8" I.D. X 15"
174		7555201781	1	HYDR HOSE ASSY
175		7555101981	1	HOSE ASSY
176		80010751	1	TUBE ASSY
177		80019368	1	TUBE ASSY
178		80010749	1	TUBE ASSY
179		80019367	1	TUBE ASSY
180		80013511	1	1.25" HOSE ASSY
181		80013512	1	1.25" HOSE ASSY
182		80013513	1	1.25" HOSE ASSY
183		80013514	1	1.25" HOSE ASSY
184	#	01680184	8	SAE-SPLIT FLANGE HALF 1" C 62
185		7126212350	8	HHCS M12x80 -8.8 ISO 4014
186		80010765	1	TUBE ASSY
187		80010766	1	TUBE ASSY
188		80019423	1	TUBE ASSY
189		7447080601	1	ADAPTER, STRAIGHT INCLUDES THE FOLLOWING PARTS
		7755014002	1	O-RING

SERVICED AS AN ASSEMBLY ONLY

Manitowoc Cranes

Description

HYDRAULIC LINES INSTALLATION-SS MAIN AND AUXILIARY HOIST

Assembly No.

80039332

Revision: **B**

Item	FN	Part	Qty	Description
		7755906002	1	O-RING
190		80012246	1	TUBE ASSY
191	#	7450000201	2	FLANGE, SPLIT
192		7115161050	4	CAP SCREW, 3/8" - 16 N.C. X 1 1/4" GRADE 5
193		7556611360	1	HYDR HOSE ASSY
194		7565308963	1	HYDR HOSE ASSY
195		7555208700	1	3/8" I.D. X 87"
196		7555108700	1	HOSE ASSY, USE AS REQUIRED 1/4" I.D. X 87" LONG
197		80012890	1	TUBE ASSY
198		80012889	1	TUBE ASSY
199		7300000404	1	CLAMP, 1" TUBING
200		7755021002	1	O-RING
201		7755916002	2	O-RING
202		7755912002	1	O-RING
203		7364001605	2	COUPLER, FEMALE AND DUST PLUG
204		7364002661	1	COUPLER, QUICK
205		7013000517	1	REDUCER
206	#	01921936	26	SPLIT FLANGE HALF-SAE 1-1/4"
207	#	01921941	2	SAE-SPLIT FLANGE HALF
208		01146947	4	SHCS M12x35 8.8-A3C ISO 4762
211		80034603	1	TUBE ASSY
212		80034604	1	TUBE ASSY
213		80034609	1	TUBE ASSY
214		7555101300	1	HOSE ASSY, USE AS REQUIRED 1/4" I.D. X 13"
215		80010771	1	TUBE ASSY
216		7447100813	2	REDUCER
217		80013001	1	TUBE ASSY
218		7447060801	1	ADAPTER, STRAIGHT MALE INCLUDES THE FOLLOWING PARTS
		7755012002	1	O-RING
		7755908002	1	O-RING

SERVICED AS AN ASSEMBLY ONLY

Manitowoc Cranes

<u>Description</u>				<u>Assembly No.</u>
HYDRAULIC LINES INSTALLATION-SS MAIN AND AUXILIARY HOIST				80039332
				Revision: B
Item	FN	Part	Qty	Description
219		01923685	8	USIT-sealing ring U 13,7X20X1,
220		7709000026	1	PLUG, PIPE 1/2" NPT INCLUDES THE FOLLOWING PARTS
		7755916002	1	O-RING
221		7755219002	7	O-RING
222		7555201802	1	3/8" I.D. X 18"
223		7926100927	2	VALVE, CHECK
224		7300000242	1	CLAMP, TUBING 3/4"
225		7300100019	1	TUBING CLAMP - 3/8"
226		7126171150	1	CAP SCREW, M8 X 20MM HEX HEAD
227		7661171103	1	NUT, HEX 8MM N.C.
228		7951170014	2	WASHER, FLAT #8
230		7447060638	1	ELBOW, 90 DEGREE LONG INCLUDES THE FOLLOWING PARTS
		7755012002	1	O-RING
		7755906002	1	O-RING
231		7447060413	1	REDUCER
232		7443100141	1	FITTING, MALE TO FEMALE INCLUDES THE FOLLOWING PARTS
		9447100041	1	CAP, DUST - DIAGNOSTIC
233		7447080834	1	TEE, MALE RUN INCLUDES THE FOLLOWING PARTS
		7755014002	1	O-RING
		7755908002	1	O-RING
234		80018797	1	BALL VALVE, 1.25" S.F. CODE 62
235		7126222654	4	SHCS M14X100 -8.8 ISO 4762
300		80010770	1	TUBE ASSY
301		80019682	1	ORIFICE ADAPTER - 0.023 DIA
302		7447060453	2	STRAIGHT THREAD ADAPTER
303		7555201581	1	HYDR HOSE ASSY
304		80017128	1	ADAPTER-M7/16SAEORB-FM1/4BSPP
305		03329829	1	Pressure Accumulator
306		7300000250	1	CLAMP, TUBING 1 3/4"
307		7126171253	1	CAP SCREW, M8X25 HEX HEAD

Manitowoc Cranes

Description

HYDRAULIC LINES INSTALLATION-SS MAIN AND AUXILIARY HOIST

Assembly No.

80039332

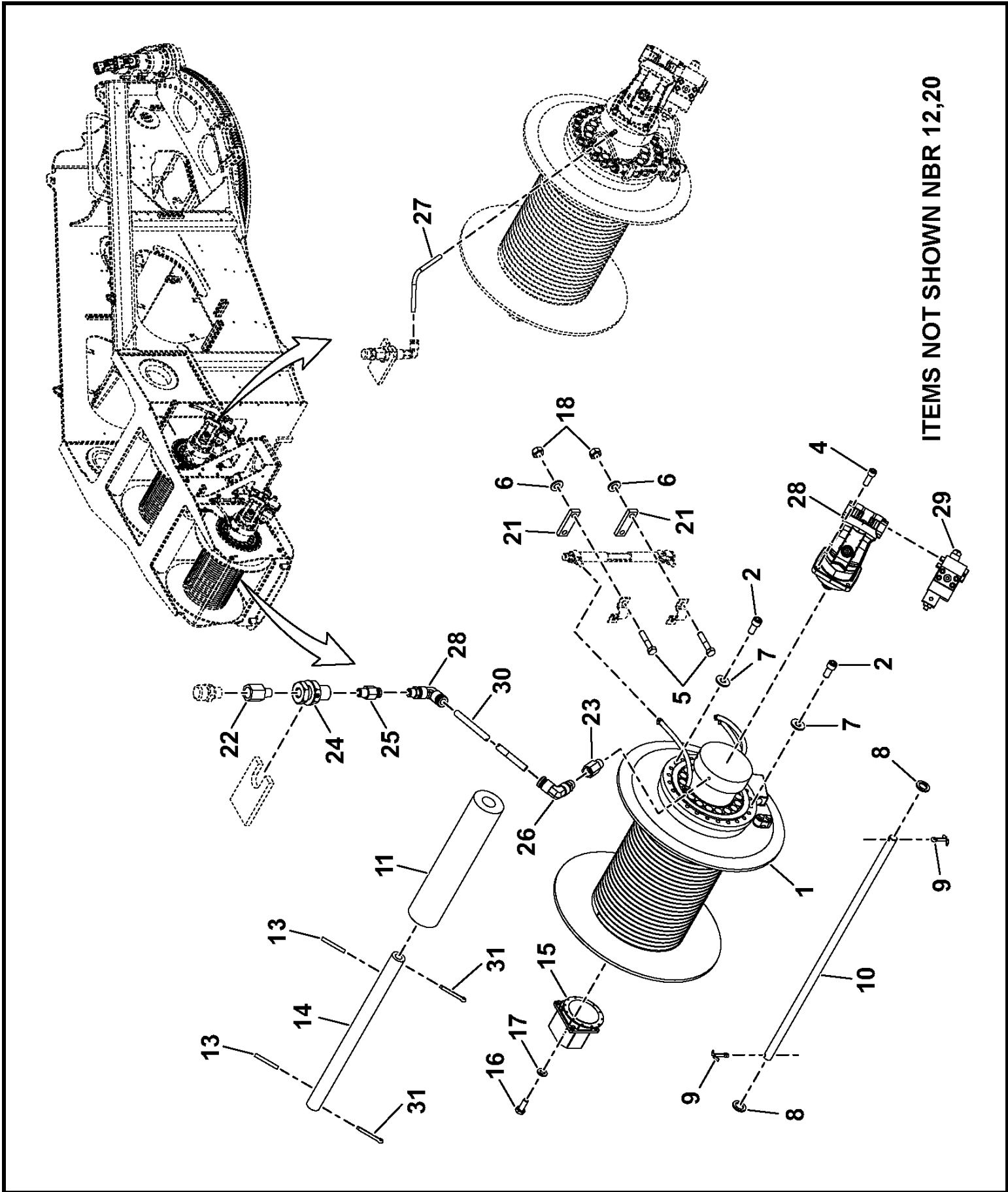
Revision: **B**

Item	FN	Part	Qty	Description
308		7951170014	2	WASHER, FLAT #8
309		7951170210	1	WASHER, LOCK 8MM
310		7661170003	1	NUT
311		7447040655	1	MALE 90 DEG ELBOW ORFS/BSPP
312		7447040603	2	FITTING, 90 DEGREE INCLUDES THE FOLLOWING PARTS
		7755011002	1	O-RING
		7755906002	1	O-RING
313		7555101801	1	HOSE ASSY, USE AS REQUIRED 1/4" I.D. X 18"
314		7555102801	1	HOSE ASSY, 1/4" I.D. X 28" LONG
315		7555106000	1	HOSE ASSY, 1" I.D. X 60" LONG
316		7447060403	1	ELBOW, 90 DEGREE MALE INCLUDES THE FOLLOWING PARTS
		7755012002	1	O-RING
		7755904002	1	O-RING
317		7447060655	1	MALE 90 DEG ELBOW ORFS/BSPP

Manitowoc Cranes

Notes

Manitowoc Cranes



80010065

(SHEET 1 OF 1)

Manitowoc Cranes

Description

HOIST INSTALLATION - MAIN AND AUXILIARY

Assembly No.

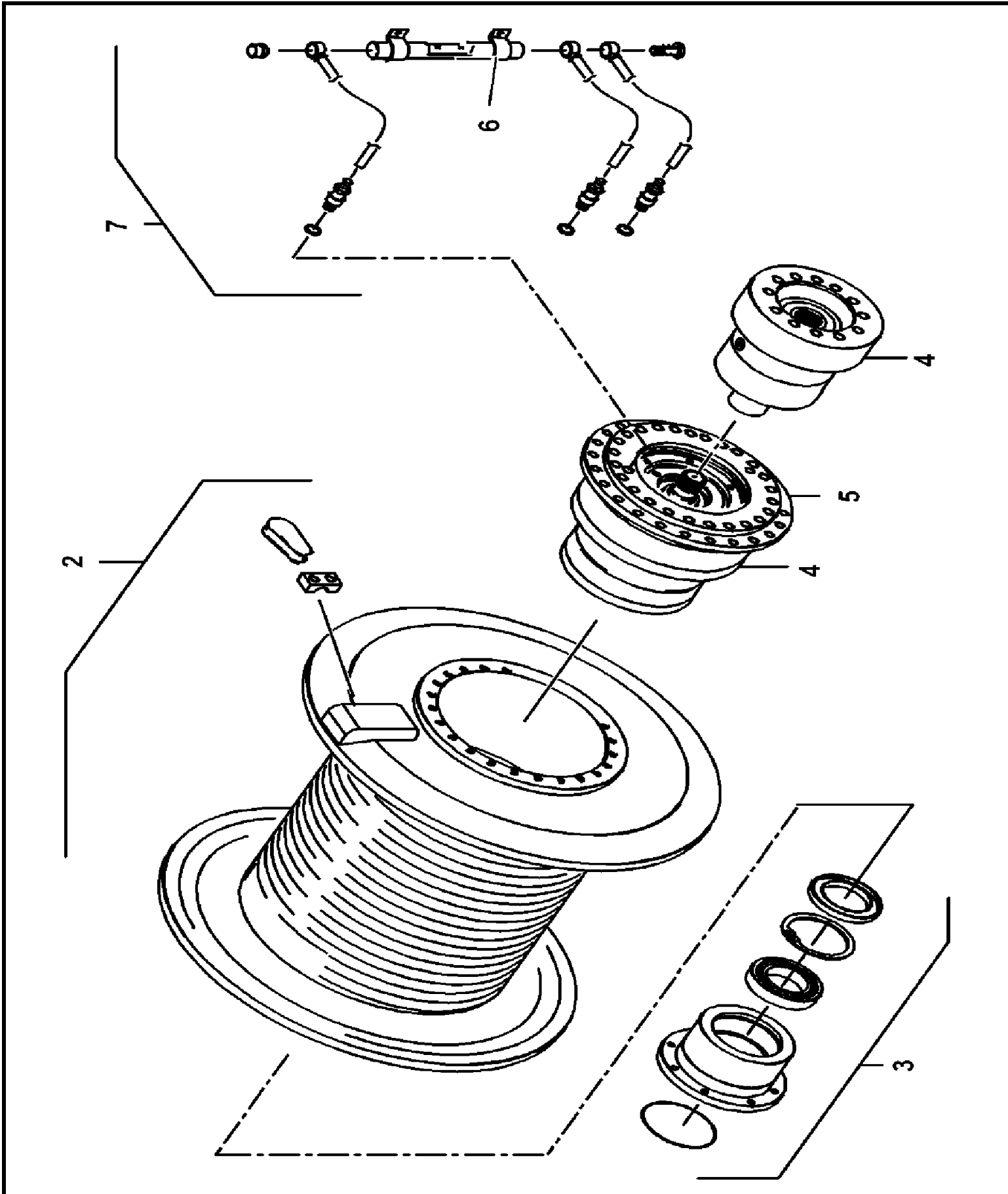
80010065

Revision: **F**

Item	FN	Part	Qty	Description
1	+	03066846	2	HOISTING GEAR
2		03042131	48	SHCS M14X30
4		01146947	8	SHCS M12x35 8.8-A3C ISO 4762
5		7126171550	8	CAP SCREW, M8 X 40MM HEX HEAD
6		01686701	8	F WASHER 8 200HV-A2 ISO 7089
7		02254544	48	SPRING WASHER FOR SCREWED CONN
8		01576252	12	Washer 22 St-A3C ISO 8738
9		00439145	12	COTTER PIN 5X32 ISO 1234
10		80026851	6	BAR
11		01374592	2	ROLLER
12		03041709	2	O-RING
13		00200067	4	Roll Pin 10x80 55Si7 ISO 8752
14		03053903	2	AXLE
15	+	03057659	2	SWITCH ASSEMBLY - LIMIT
16		00437170	12	HHCS M6x16 8.8-A2C ISO 4017
17		01925033	12	FLAT WASHER - 6
18		7661170004	8	NUT, HEX - 8MM
20		02312322	2	O-ring 128x2 2.035.155 NBR 70
21		80010445	8	SPACER
22		80011145	2	ADAPTER NPTF / METRIC
23		80011146	2	ADAPTER METRIC ORR / NPTF
24		7364000686	2	COUPLING, ANCHOR
25		7446040267	1	ELBOW, RIDGE
26		7446040268	3	FITTING, MALE ELBOW 90 DEGREE
27		7913100701	1	TUBE USE 8594109116 QTY 1 TUBE 7"
28	+	03317219	2	AXIAL PISTON MOTOR A2FM
29	+	03326279	2	STOP BRAKE VALVE
30		7913101201	1	TUBE USE 8594109116 QTY 1 TUBING 1 FOOT
31		7690164810	4	PIN, COTTER 3/8" X 3"

+ SEE FURTHER BREAKDOWN THIS GROUP

Manitowoc Cranes



03066846

(SHEET 1 OF 1)

Manitowoc Cranes

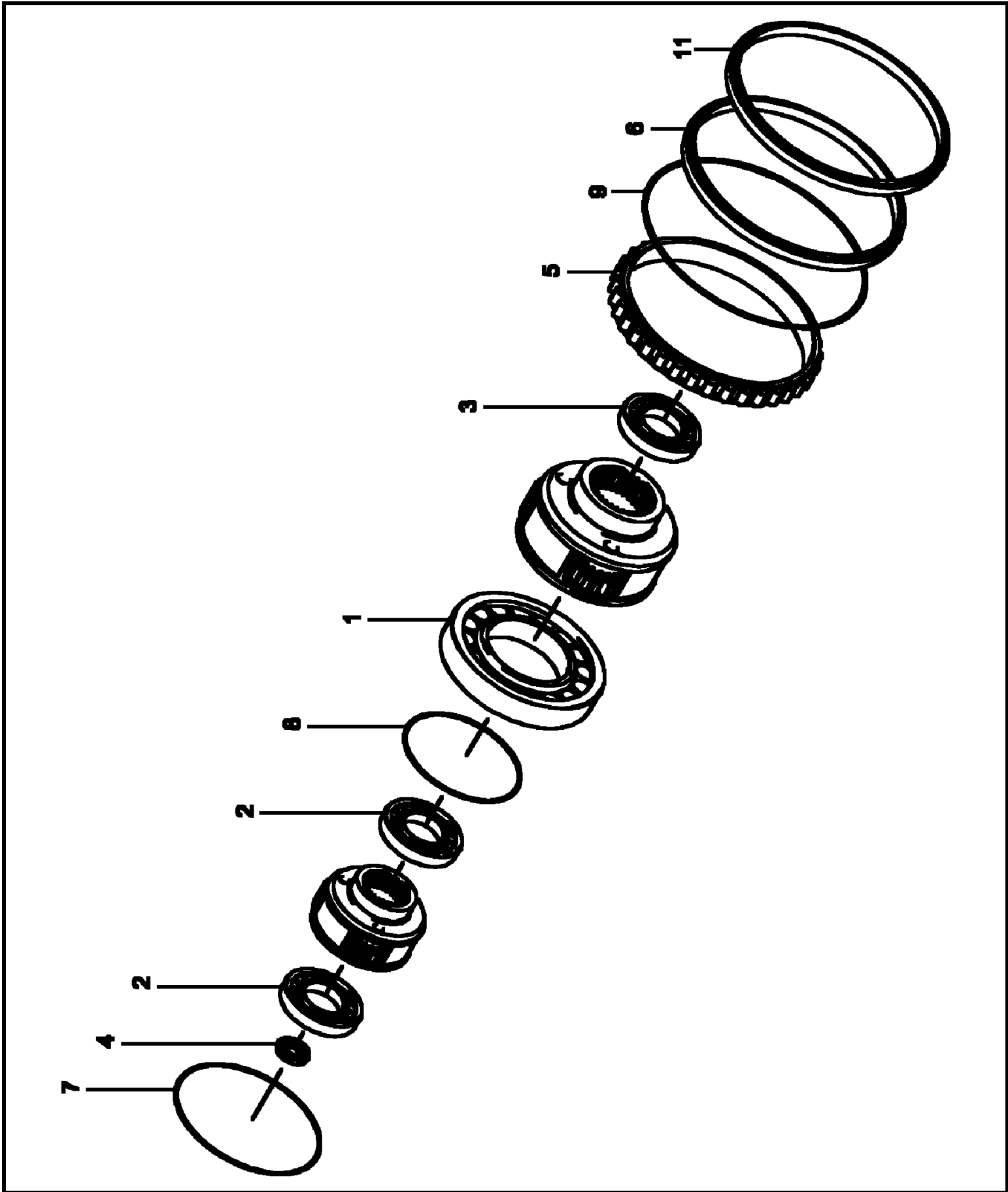
Description
HOISTING GEAR

Assembly No.
03066846
Revision: **B**

Item	FN	Part	Qty	Description
1	+	03316992	1	MOUNTING GEAR
2	+	03326482	1	CABLE DRUM
				INCLUDES THE FOLLOWING PARTS
	+	03316977	1	CLAMPING JAW
	+	03316976	1	COTTER
	+	03326483	1	CABLE DRUM
	+	01685817	30	SOCKET-HEAD SCREW
	+	00437193	2	HHCS M12x45 -8.8 A3C
3	+	03316974	1	BEARING BUSH
				INCLUDES THE FOLLOWING PARTS
	+	02257604	1	SELF-ALIGNING ROLLER BEARING
	+	02317137	1	ROTARY SHAFT SEAL
	+	02312322	1	O-ring 128x2 2.035.155 NBR 70
4	+	03316972	1	HYDRAULIC-MULTIPLE-DISK BRAKE
5		03316995	1	INTERMEDIATE FLANGE
6		00118998	16	Hexagon head screw M20x40 10.9
7	+	03316996	1	OIL GAUGE
				INCLUDES THE FOLLOWING PARTS
	+	03317678	1	OIL-DISPLAY TUBE
	+	03324553	3	HOSE
	+	03319549	1	VENTILATION FILTER
	+	03135655	2	HOSE COUPLING
	+	03135656	1	HOSE COUPLING
	+	00117134	2	SEALING RING
	+	00117129	1	Sealing ring A 12X16 Cu DIN 76
	+	03135938	1	DOUBLE HOLLOW SCREW
	+	03138140	1	Hollow screw 591.0000.14 SIEBE
	+	01377793	5	Seal Ring A 18x24 Cu DIN 7603
	+	03138141	3	Nipple 2.103.21 SIEBENHAAR

+ SEE FURTHER BREAKDOWN THIS GROUP

Manitowoc Cranes



Manitowoc Cranes

<u>Description</u> MOUNTING GEAR				<u>Assembly No.</u> 03316992 Revision: F
Item	FN	Part	Qty	Description
1		03316985	1	GROOVED BALL BEARING
2		01924500	2	GROOVED BALL BEARING
3		02316361	1	GROOVED BALL BEARING
4		02315072	1	GROOVED BALL BEARING
5		03329951	1	Bearing ring 2.022.024 SIEBENH
6		03316987	1	ROTARY SHAFT SEAL
7		03324340	1	O-RING
8		03324341	1	O-RING
9		03316991	1	O-RING
10		03135503	1	Shim ring 35x45x1 DIN 988
11		03135504	1	FELT SEAL
12		01681836	2	Sealing ring A 17X23 Cu DIN 76
13		03329512	1	Driving shaft 551.40440.01 SIE
14		03329952	3	Planetary pinion cpl. 502.5044
15		03329953	3	Planetary pinion cpl. 502.5044
16		00028193	3	Retaining ring 25X1,2 Spring s
17		00028195	3	Retaining ring 30x1,5 Spring s
18		00028197	1	Retaining ring 35X1,5 Spring s
19		00028507	2	Retaining ring 75X2,5 Spring s
20		00028211	4	Retaining Ring 30x1.2
21		00028219	3	Retaining ring 52X2 Spring ste
22		03042870	1	Sun wheel 501.5501.03-300 SIEB
23		03329954	1	Sun wheel 501.50442.02 SIEBENH
24		03329955	1	Sun wheel 501.50442.02 SIEBENH
25		03329956	4	Planetary pinion cpl. 502.4044
26		03329957	1	Flange 525.50440.04 SIEBENHAAR
27		03329958	1	Cover 561.50440.01 SIEBENHAAR
28		03329959	1	Snap ring WR 220 Spring steel
29		03329960	1	Snap ring WR 240 Spring steel
33		03316986	55	CYL ROLLER
34		03329961	24	Socket-head screw M8x160 10.9-
35		00103735	6	SOCKET-HEAD SCREW
36		00026283	6	SOCKET-HEAD SCREW
37		01679849	1	LUBRICATING NIPPLE

Manitowoc Cranes

Description
MOUNTING GEAR

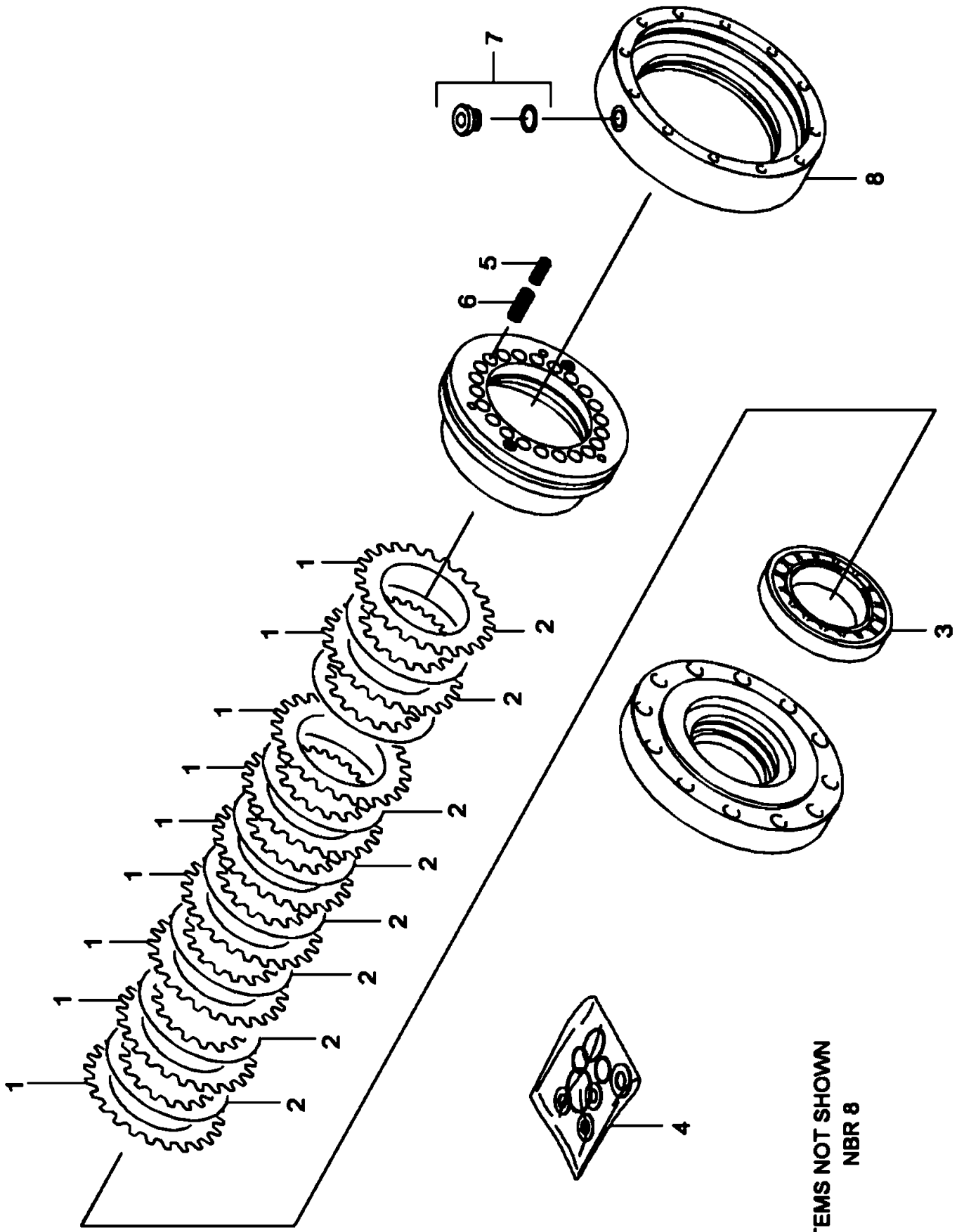
Assembly No.
03316992
Revision: **F**

Item	FN	Part	Qty	Description
38		03329962	2	Screw plug G3/8A St-PM DIN 910
39		03329963	1	Pin carrier 517.0787.02 SIEBEN
40		03329964	3	Pin 505.000A.98 SIEBENHAAR
41		03329965	1	Ring gear 503.4402.01-300 SIEB
42		03329966	1	Pin carrier 517.0787.03 SIEBEN
43		03329967	3	Pin 505.000B.03 SIEBENHAAR
44		03329968	1	Ring gear 516.40441.01 SIEBENH
45		03329969	1	sprocket carrier 515.40440.01
46		03329970	4	Pin 505.000B.02 SIEBENHAAR

Manitowoc Cranes

Notes

Manitowoc Cranes



ITEMS NOT SHOWN
NBR 8

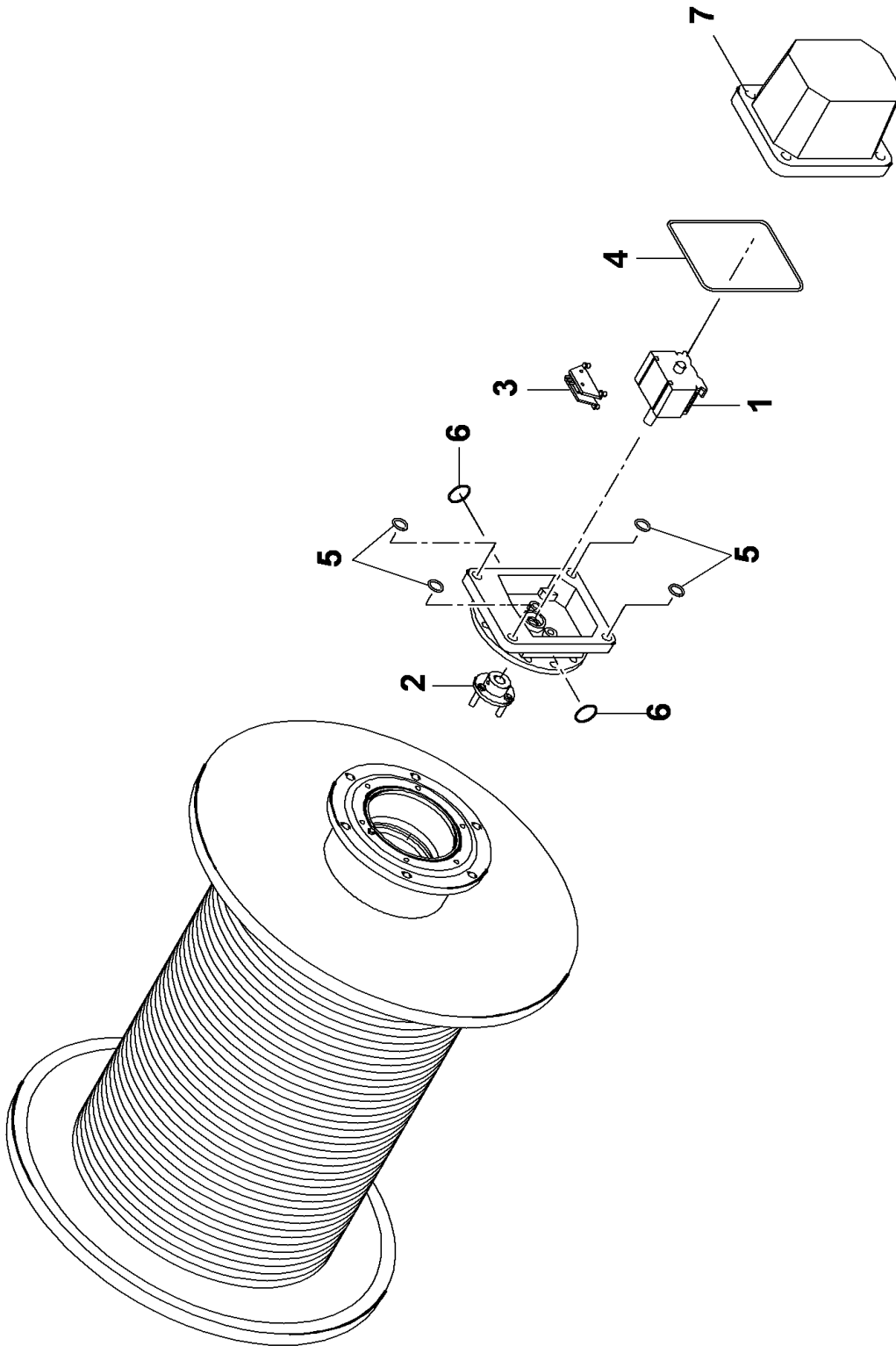
Manitowoc Cranes

Description
HYDRAULIC-MULTIPLE-DISK BRAKE

Assembly No.
03316972
Revision: **C**

Item	FN	Part	Qty	Description
1		02313168	9	EXTERNAL DISC
2		03316973	8	DRIVE DISC
3		02315488	1	GROOVED BALL BEARING
4		03054353	1	GASKET SET FOR HYDRAULIC MULTIPLE-DISK BRAKE
6		02312480	22	PRESSURE SPRING
7		03319549	1	VENTILATION FILTER
8		03319537	1	CONTROL UNIT

Manitowoc Cranes



Manitowoc Cranes

Description

SWITCH ASSEMBLY - LIMIT

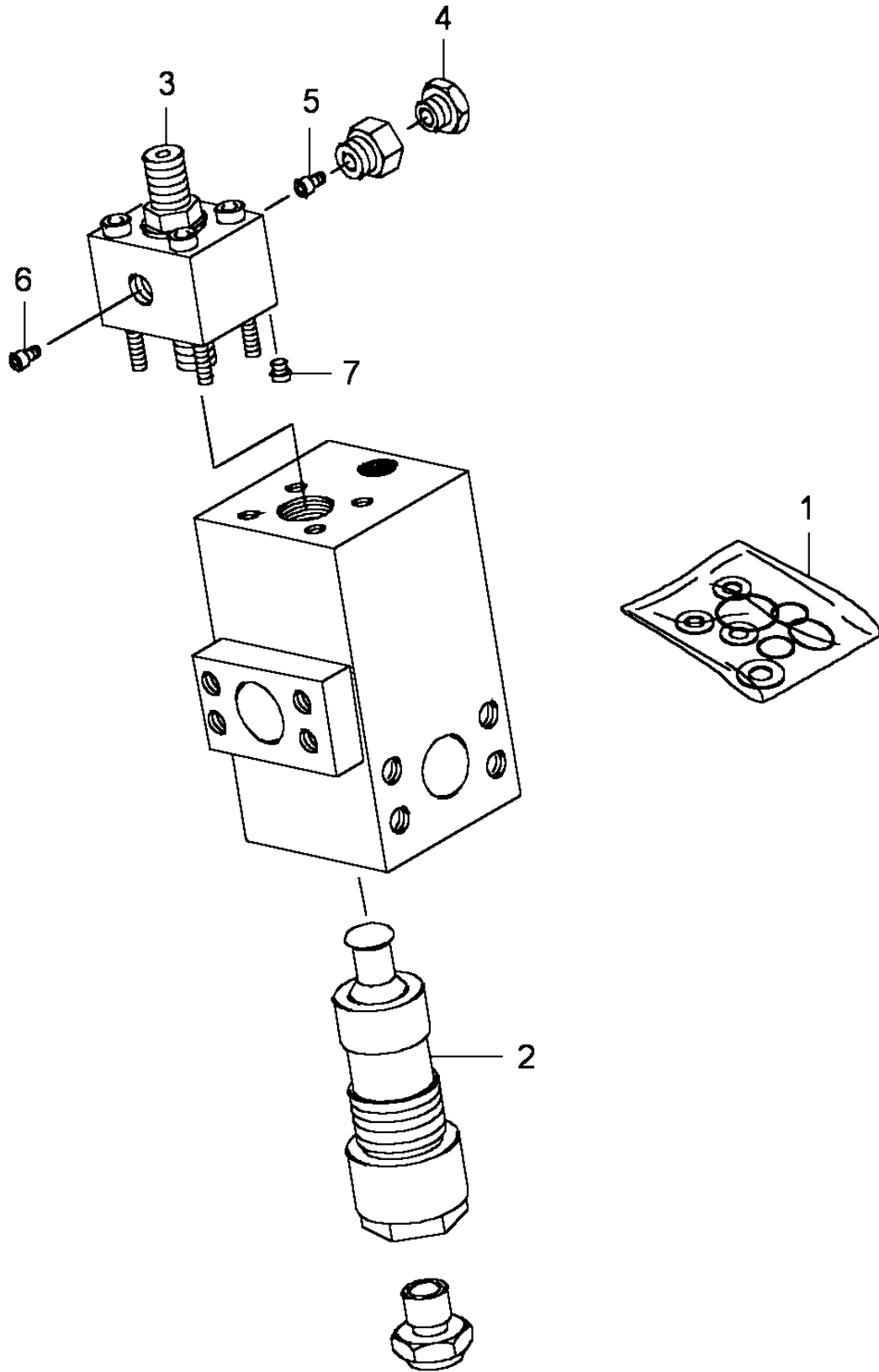
Assembly No.

03057659

Revision: **B**

Item	FN	Part	Qty	Description
1		03322896	1	GEAR-TAPPET GROUP CPL.
2		03324106	1	DRIVE GROUP
3		03322897	1	CONTACT GROUP CPL.
4		00550699	1	O-RING
5		03324107	4	O-RING
6		03043870	2	O-RING
7		03135690	1	CAP

Manitowoc Cranes



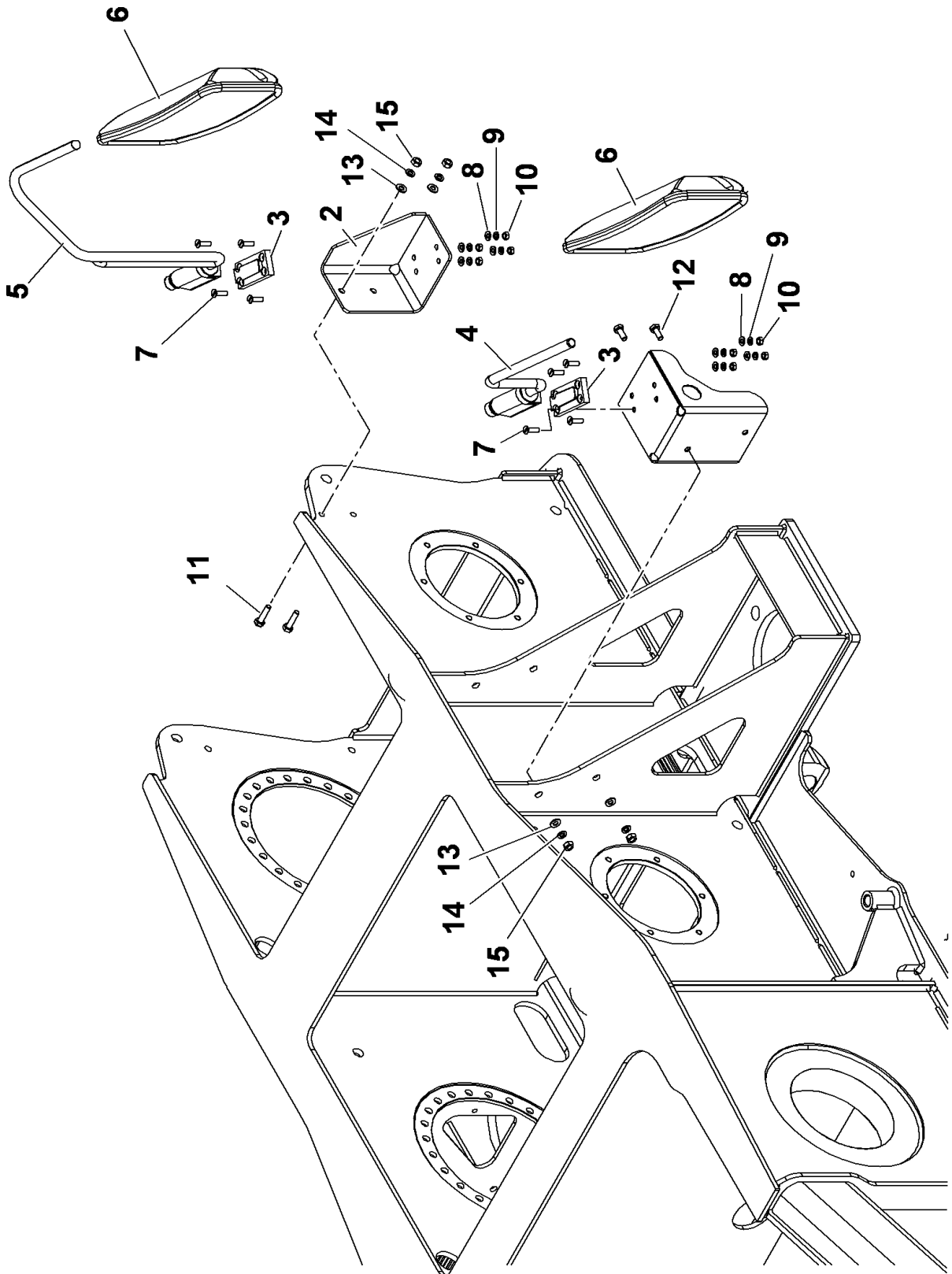
Manitowoc Cranes

Description
STOP BRAKE VALVE

Assembly No.
03326279
Revision: **B**

Item	FN	Part	Qty	Description
1		03326880	1	GASKET SET
2		03135713	1	CARTRIDGE CPL.
3		03135714	1	ADJUSTING SCREW CPL.
4		03316969	1	FILTER
5		03135715	1	NOZZLE
6		03135716	1	NOZZLE
7		03135706	1	NOZZLE

Manitowoc Cranes



Manitowoc Cranes

Description

HOIST MIRROR INSTALLATION

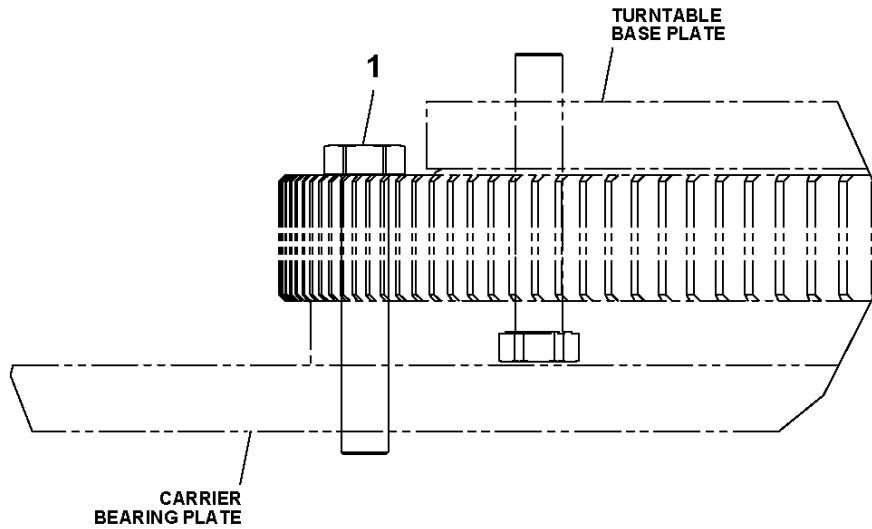
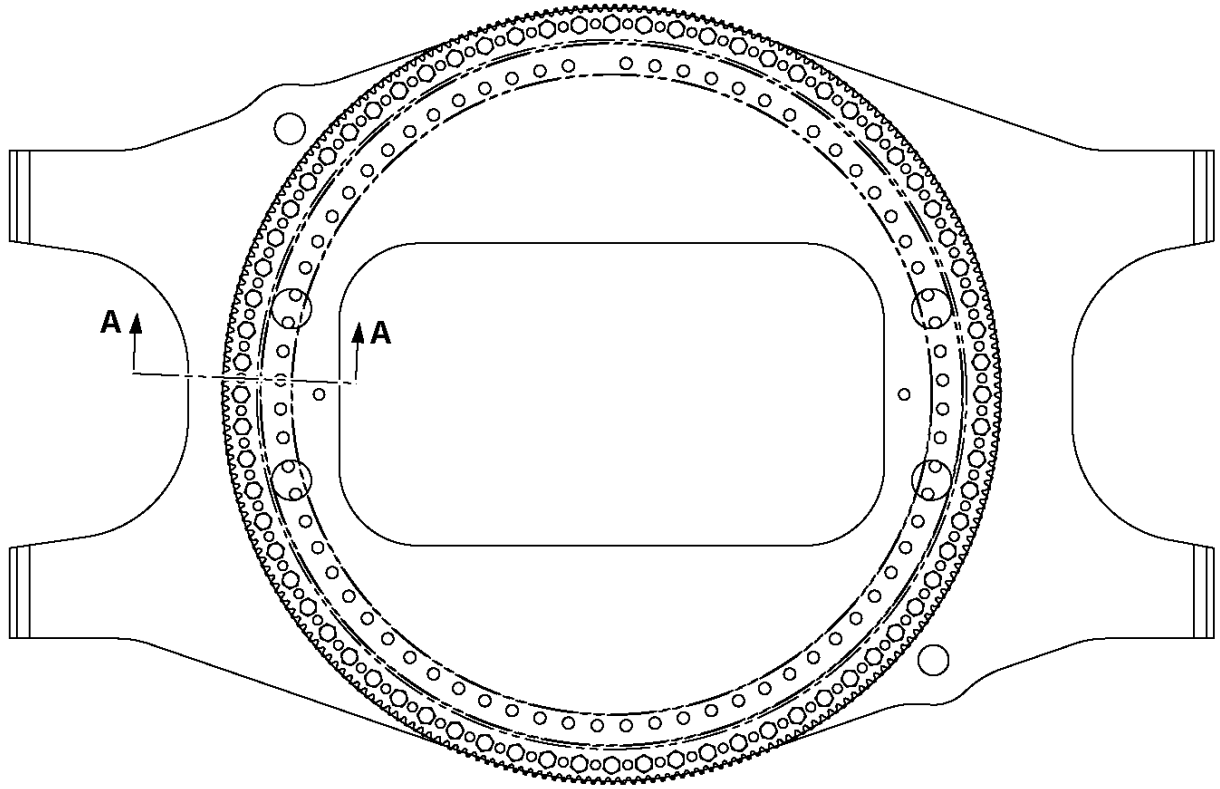
Assembly No.

80022444

Revision: #

Item	FN	Part	Qty	Description
1		80022510	1	BRACKET FRONT
2		80022511	1	BRACKET REAR
3		01677033	2	BASE PLATE
4		01677031	1	MIRROR ARM LEFT
5		02217118	1	MIRROR ARM RIGHT SIDE
6		02255928	2	OUTSIDE MIRROR
7		7121171300	8	Slot FMS M8x30 4.8 ISO 2009
8		7951170014	8	WASHER, FLAT #8
9		7951170220	8	WASHER, 8MM SPRING LOCK
10		7661170003	8	NUT
11		7126191550	2	CAP SCREW, M10 X 40MM HEX HEAD
12		7126191253	2	CAP SCREW, M10 X 25 HEX HEAD
13		7951190014	4	FLAT WASHER, 10MM I.D.
14		7951190220	4	WASHER, LOCK
15		7661190003	4	NUT, HEX 10MM

Manitowoc Cranes



SECTION A-A
ROTATED 2.5° CCW

Manitowoc Cranes

Description

BEARING BOLT INSTALLATION

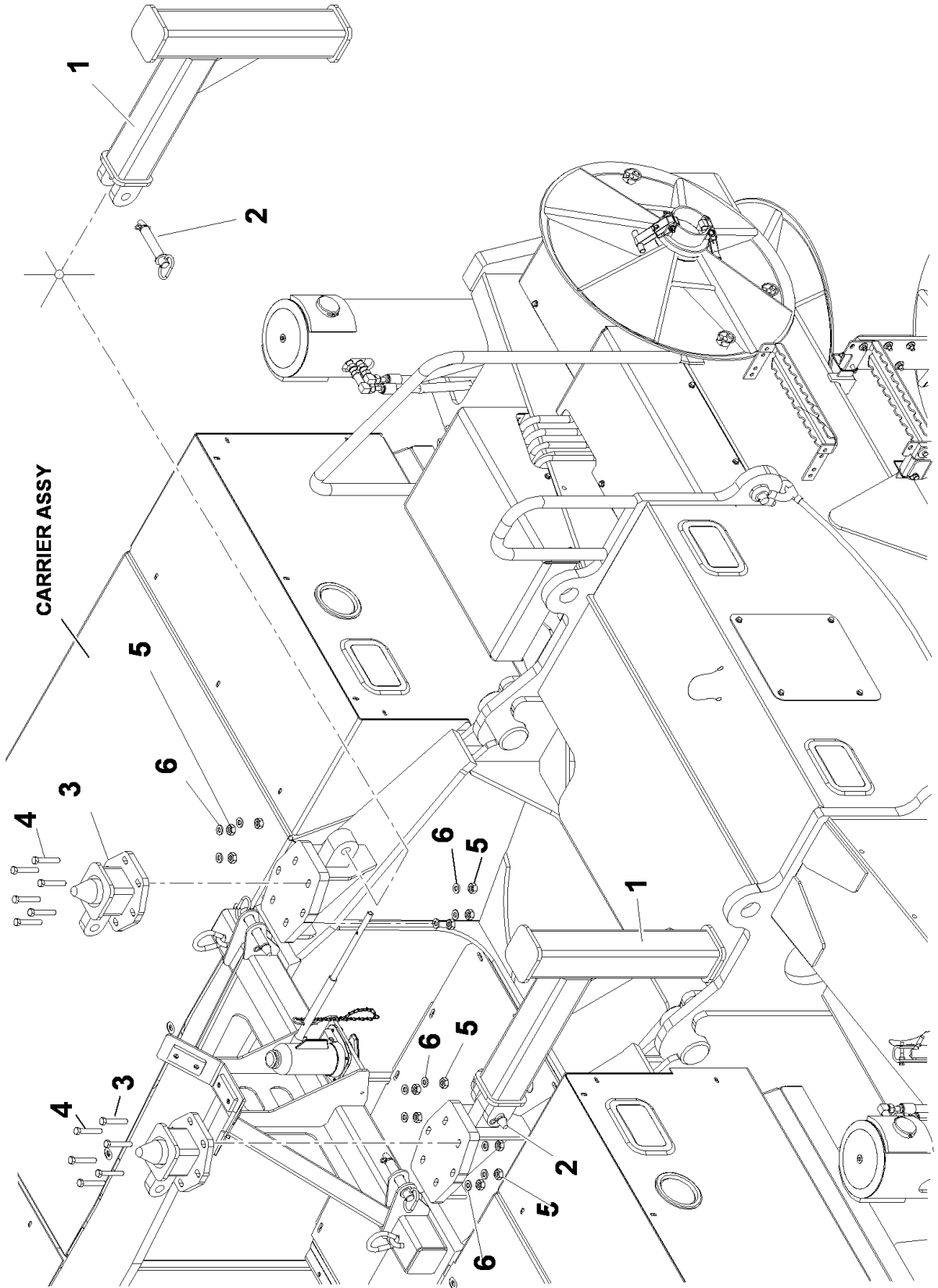
Assembly No.

80008137

Revision: #

Item	FN	Part	Qty	Description
1		80009333	72	HHCS M27x160 -10.9 ISO 4014

Manitowoc Cranes



Manitowoc Cranes

Description
COUNTERWEIGHT STAND INSTALLATION

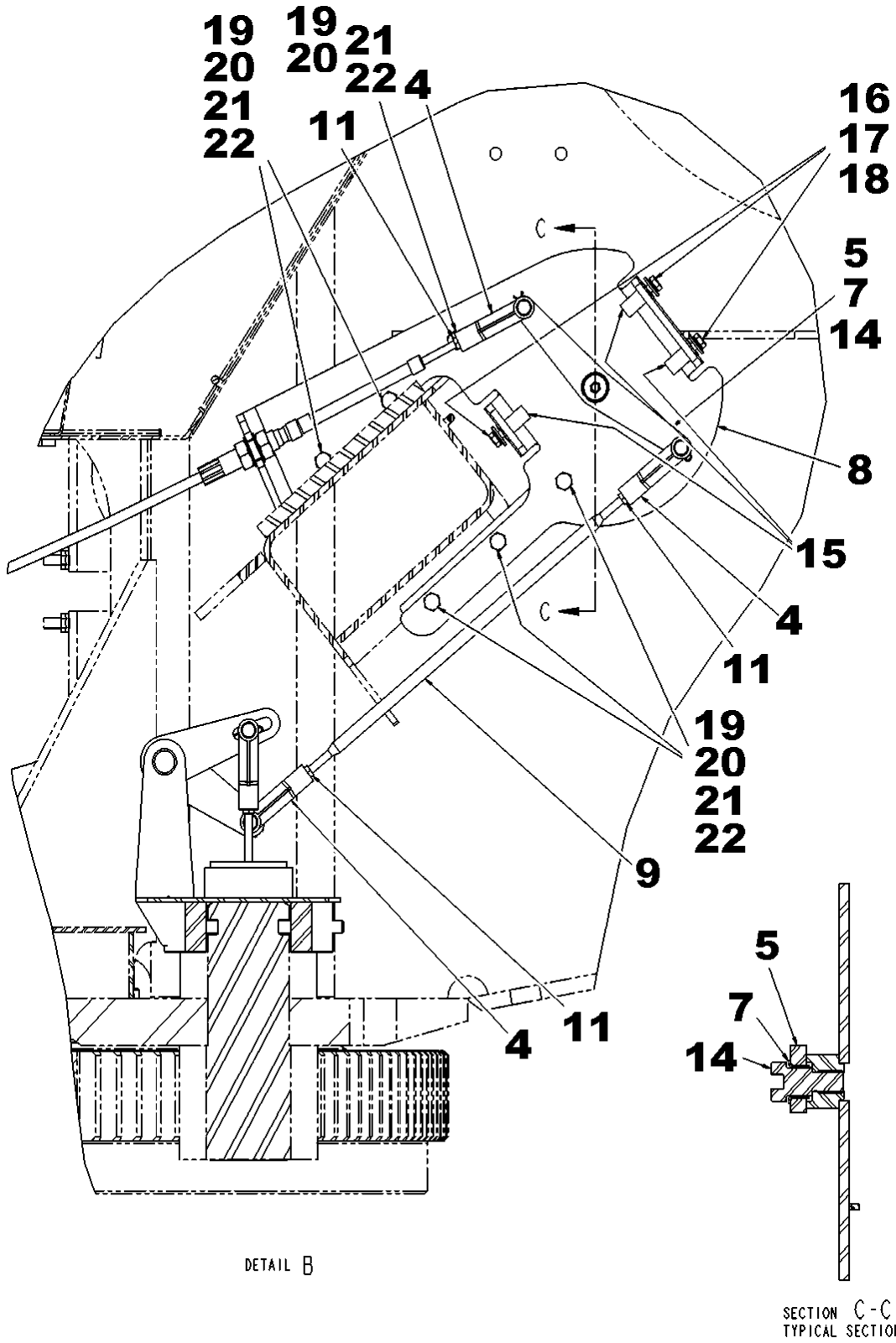
Assembly No.
80039784
 Revision: **A**

Item	FN	Part	Qty	Description
1		80027761	2	COUNTERWEIGHT STAND
2		7689000059	2	PIN, HITCH
		7689000701	1	INCLUDES THE FOLLOWING PARTS CLIP, HITCH PIN
3		80039785	2	COUNTERWEIGHT SUPPORT
4		7118182450	12	CAP SCREW, 1/2" - 13 N.C. X 3" GRADE 8
5		7660180008	12	NUT, HEX 1/2" - 13 N.C. GRADE 8
6		7949000235	24	WASHER, 1/2" I.D. FLAT

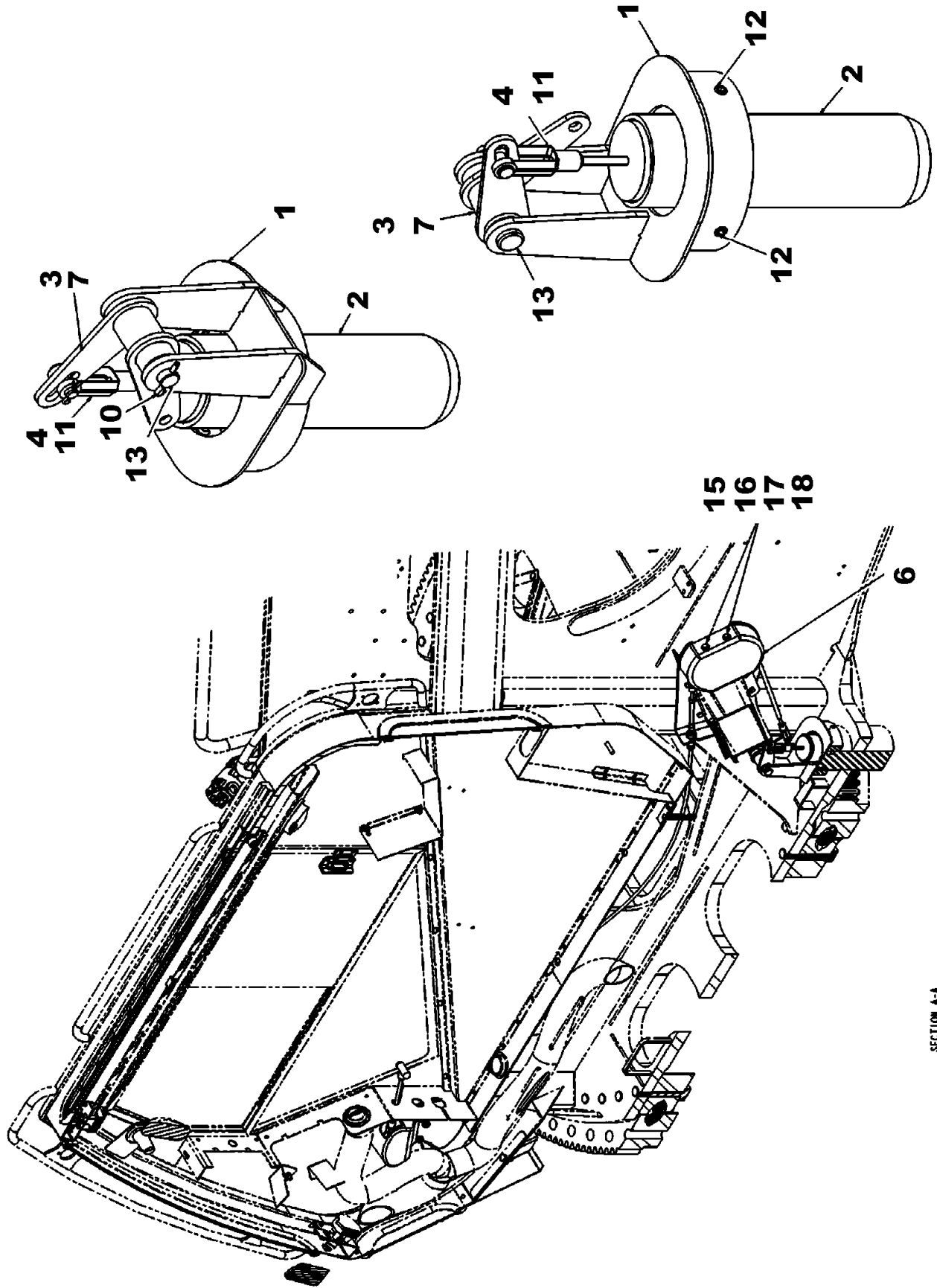
Manitowoc Cranes

Notes

Manitowoc Cranes



Manitowoc Cranes



SECTION A-A

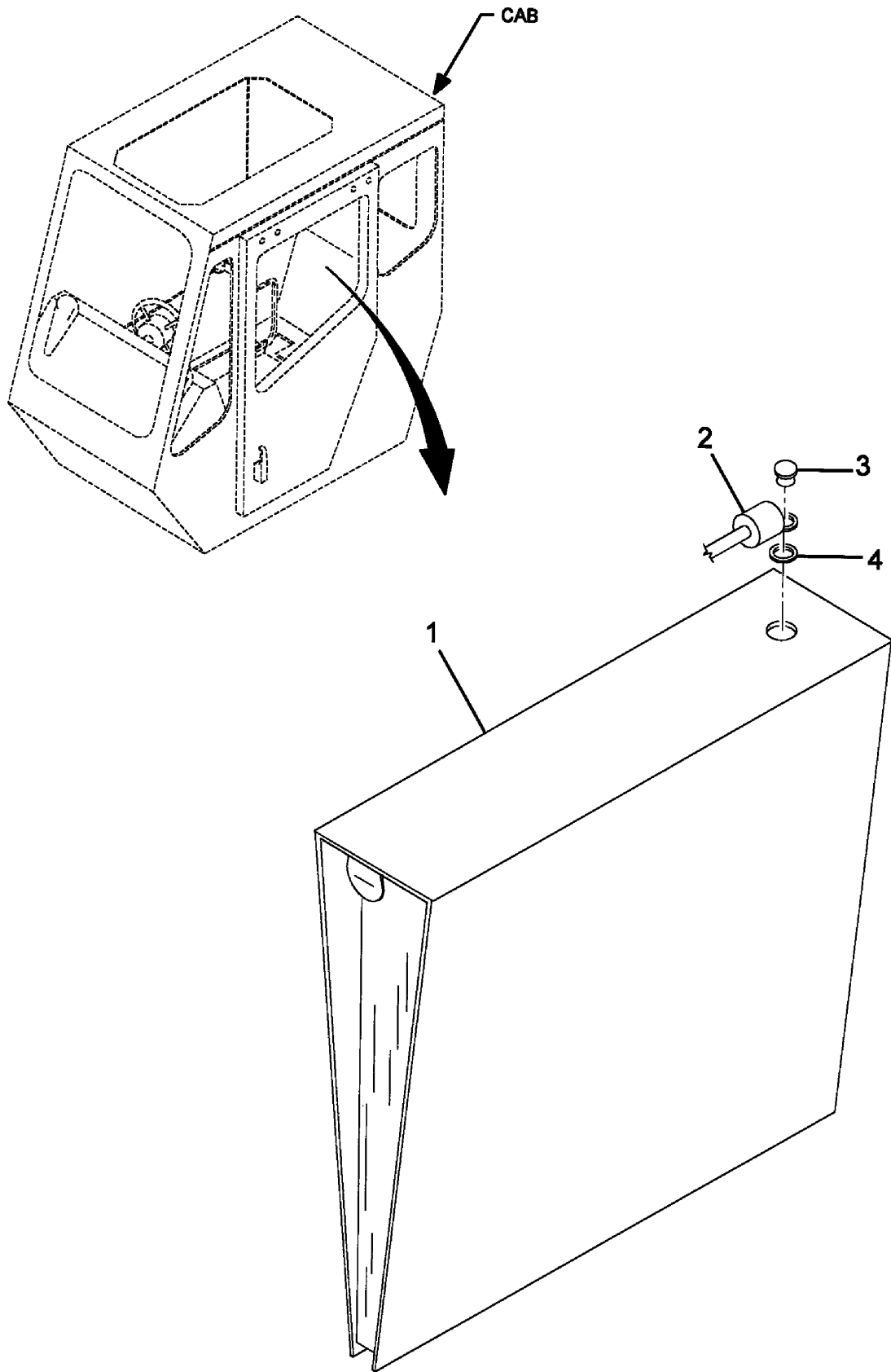
Manitowoc Cranes

Description
TURNTABLE LOCK PIN INSTALLATION

Assembly No.
80018962
 Revision: #

Item	FN	Part	Qty	Description
1		80019089	1	BRACKET
2		80019428	1	PIN
3		80012000	1	CRANK
4		7308000118	4	CLEVIS ASSY INCLUDES THE FOLLOWING PARTS
		7690021210	1	PIN, 3/32" X 3/4" LONG COTTER
		7690161600	1	PIN, CLEVIS 3/8" X 1"
5		80018311	1	CRANK
6		80018315	1	COVER
7		7069001082	3	BEARING
8		80018895	1	BRACKET
9		80018313	1	CONTROL ROD
10		7690051610	1	PIN, COTTER 1/8" X 1"
11		7660140230	4	NUT, HEX JAM 1/4" - 28 N.F.
12		7787192510	2	GRUB SCREW M10 X 25MM
13		7690205600	1	CLEVIS PIN 0.63X3.50" MS
14		80018314	1	SHOULDER BOLT
15		7429000031	3	FASTENER
16		7115141050	3	CAP SCREW, 1/4" - 20 N.C. X 1 1/4" GRADE 5
17		7950140161	3	WASHER, 1/4" I.D. FLAT WIDE
18		7950140050	3	WASHER, LOCK 1/4"
19		7126171353	6	CAP SCREW, HEX HEAD
20		7950150161	6	WASHER, 5/16" FLAT PLAIN WIDE
21		7951170220	6	WASHER, 8MM SPRING LOCK
22		7661170003	6	NUT

Manitowoc Cranes



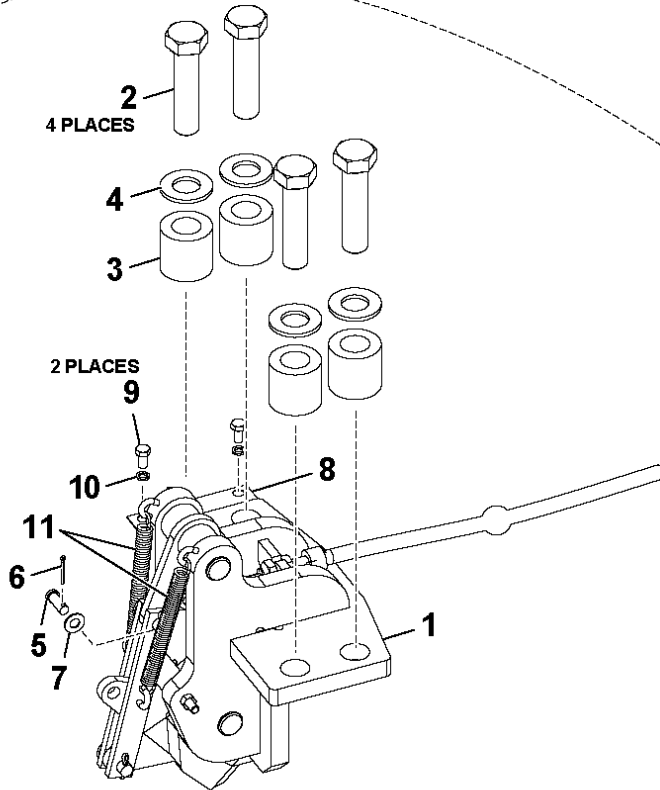
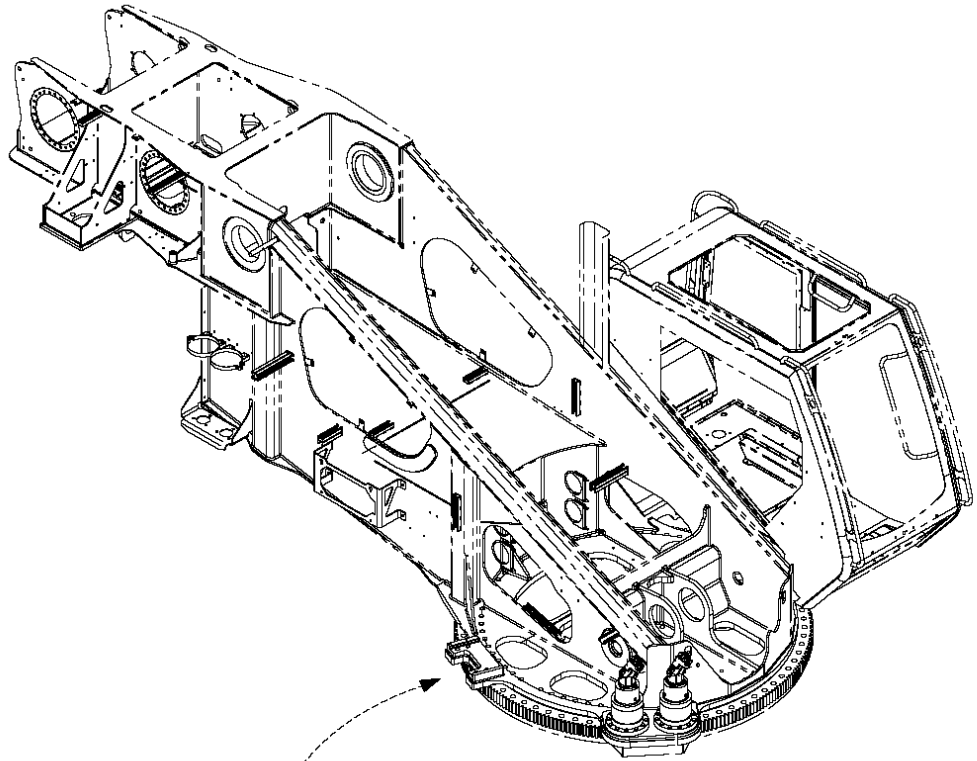
Manitowoc Cranes

Description
BINDER INSTALLATION

Assembly No.
6258100005
 Revision: **A**

Item	FN	Part	Qty	Description
1		7258100138	1	BINDER
2		6246001174	1	LANYARD
				INCLUDES THE FOLLOWING PARTS
		7345211901	1	TERMINAL
				12 - 10 AWG
		7345221901	1	TERMINAL
				12 - 10 AWG
		7892000196	2	PARALLEL, NON - INSULATED
				8 AWG
		7364001547	1	SWIVEL
3		7760000008	1	RIVET, POP
4		7950080141	1	FLATWASHER, 5/32" I.D.

Manitowoc Cranes



Manitowoc Cranes

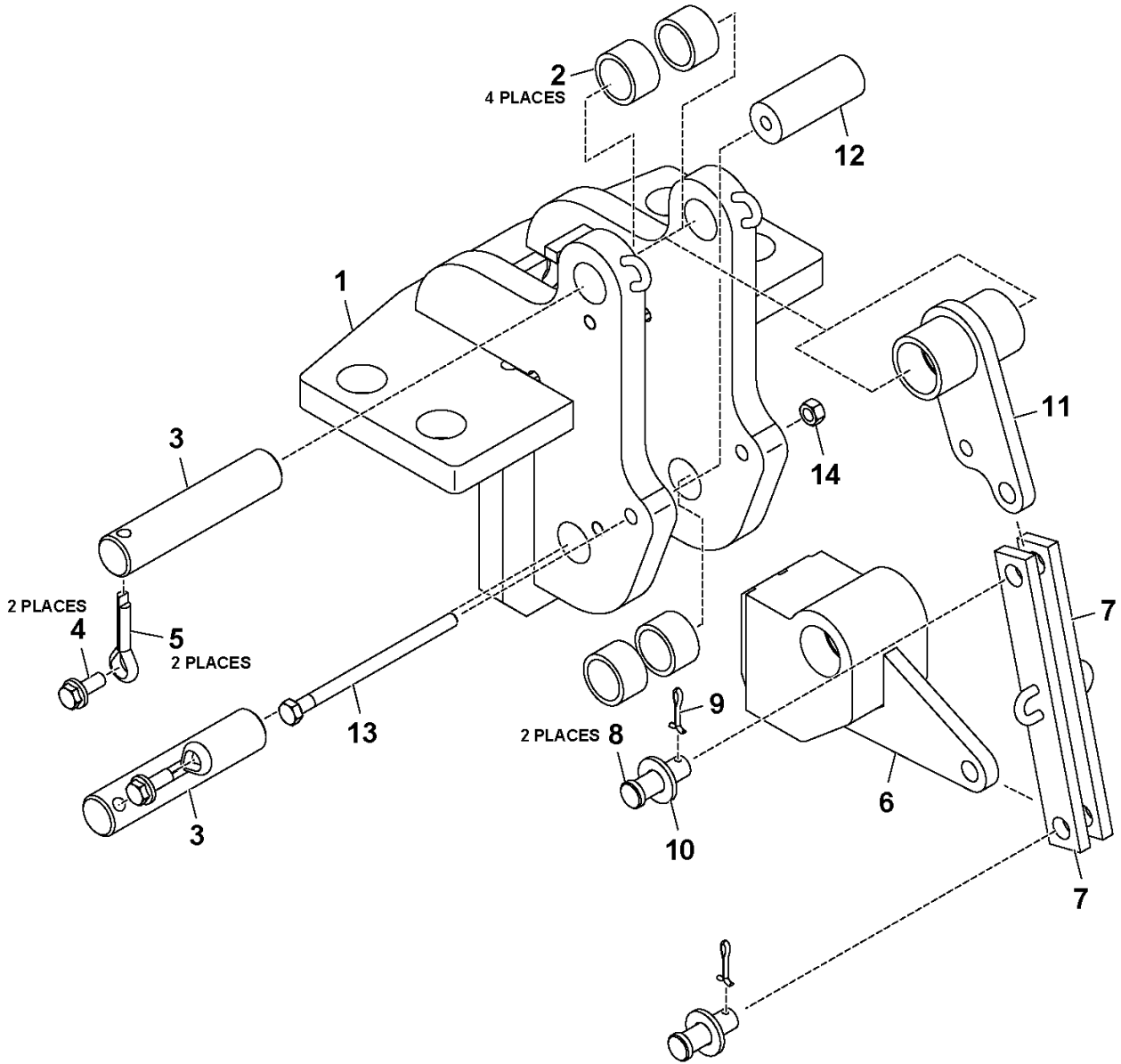
Description
SWING LOCK INSTALLATION - 360 DEGREE

Assembly No.
80010069
 Revision: #

Item	FN	Part	Qty	Description
1	+	80010483	1	SWING LOCK ASSEMBLY
2		7127292650	4	HEX HEAD CAP SCREW M24X100
3		80000138	4	BUSHING
4		7949000359	4	WASHER, 1" I.D. HARDENED ROUND
5		7690161600	1	PIN, CLEVIS 3/8" X 1"
6		7690021610	1	PIN, #2 X 1" LONG COTTER
7		7950160141	1	WASHER, 3/8" PLAIN NARROW
8		4159210027	1	SHIM
9		7126171053	2	CAP SCREW, M8 X 16MM HEX HEAD
10		7951170210	2	WASHER, LOCK 8MM
11		7834100009	2	SPRING, LOCKING

+ SEE FURTHER BREAKDOWN THIS GROUP

Manitowoc Cranes



Manitowoc Cranes

Description

SWING LOCK ASSEMBLY

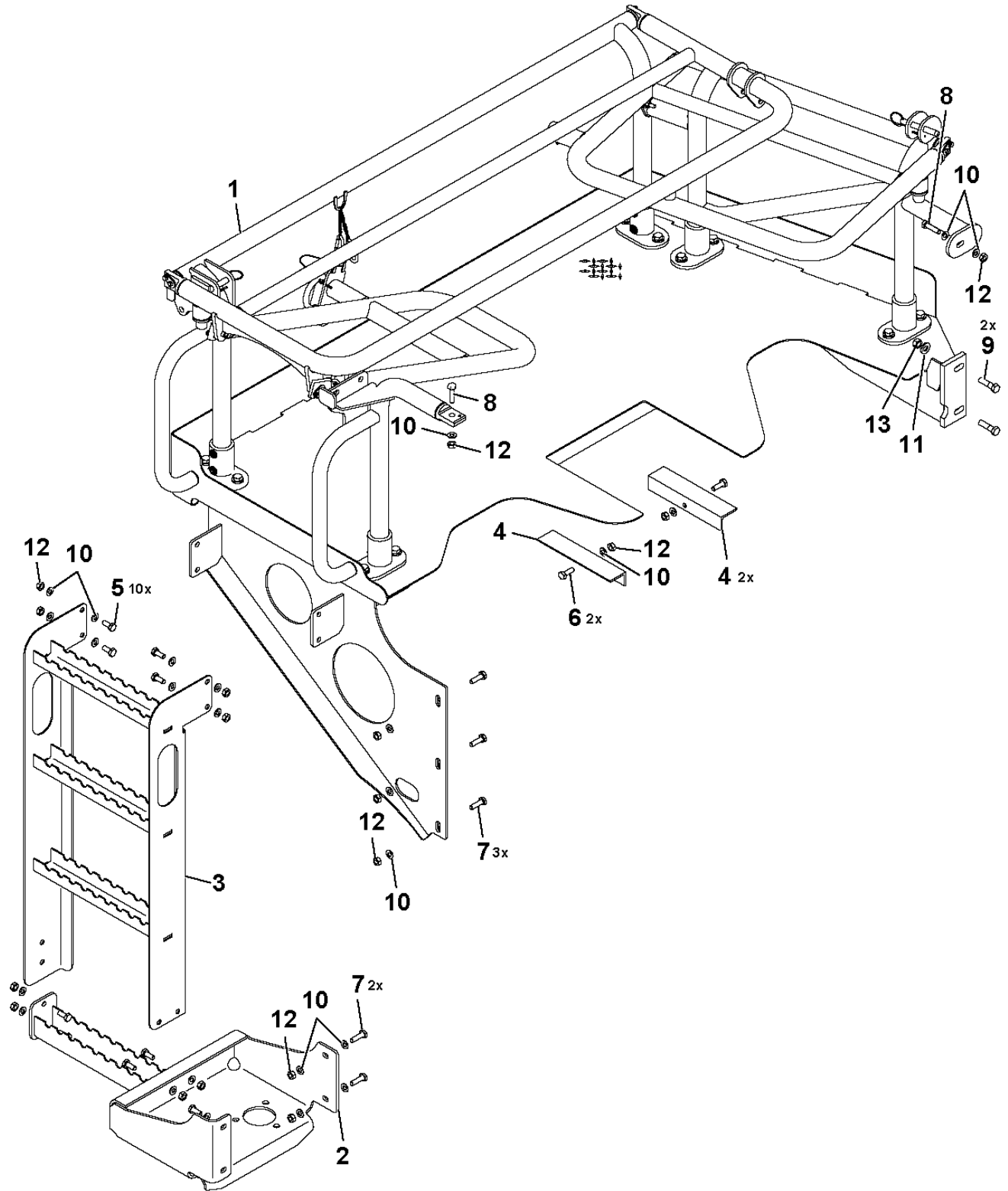
Assembly No.

80010483

Revision: **A**

Item	FN	Part	Qty	Description
1		80000005	1	BRACKET,MOUNTING
2		7069000238	4	BEARING
3		6810002041	2	SHAFT
4		7115150678	2	SCREW, FLANGE 5/16" - 18 N.C. X 3/4" GRADE 5
5		7690152410	2	PIN, COTTER 5/16" X 1 1/2"
6		80010492	1	SWING LOCK BLOCK WELD
7		2197210037	2	LINK WELD
8		7690182404	2	PIN, CLEVIS 1/2"X 1 1/2"
9		7690051210	2	PIN, COTTER 1/8" X 3/4"
10		7950180141	2	WASHER, FLAT 1/2"
11		2174200051	1	BUSHING
12		6199002690	1	BUSHING
13		7115154050	1	CAP SCREW, 5/16" - 18 N.C. X 5" GRADE 5
14		7660152701	1	LOCKNUT 5/16" - 18 N.C.

Manitowoc Cranes



ITEM NOT SHOWN NBR. 14

Manitowoc Cranes

Description

HOIST ACCESS PLATFORM

Assembly No.

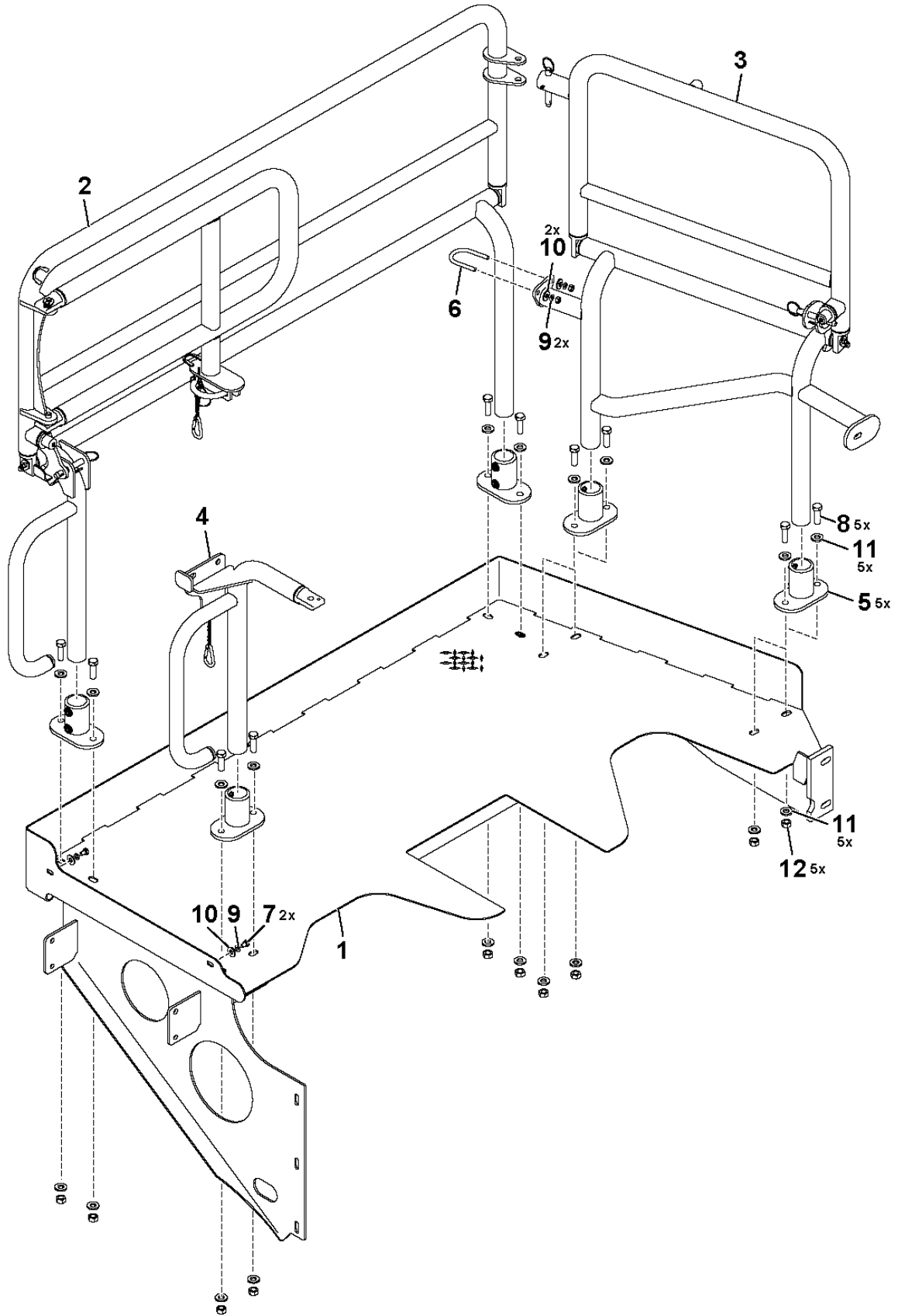
80023373

Revision: **E**

Item	FN	Part	Qty	Description
1	+	80023374	1	HOIST ACCESS PLATFORM ASSY
2		80024539	1	LADDER SUPPORT
4		80010947	2	FLOOR ANGLE
5		7126191253	10	CAP SCREW, M10 X 25 HEX HEAD
6		7126191353	2	CAP SCREW, M10 X 30MM HEX HEAD
7		7126191453	5	CAP SCREW, HEX HEAD M10 X 35
8		7126191550	2	CAP SCREW, M10 X 40MM HEX HEAD
9		7126211650	2	CAP SCREW, HEX HEAD
10		7949000263	29	WASHER, HARDENED
11		7949000235	2	WASHER, 1/2" I.D. FLAT
12		7661190003	17	NUT, HEX 10MM
13		7661210003	2	NUT, HEX 12MM N.C.
14		8496980002	9	MOULDING (QUANTITY IN FEET)

+ SEE FURTHER BREAKDOWN THIS GROUP

Manitowoc Cranes



Manitowoc Cranes

Description

HOIST ACCESS PLATFORM ASSY

Assembly No.

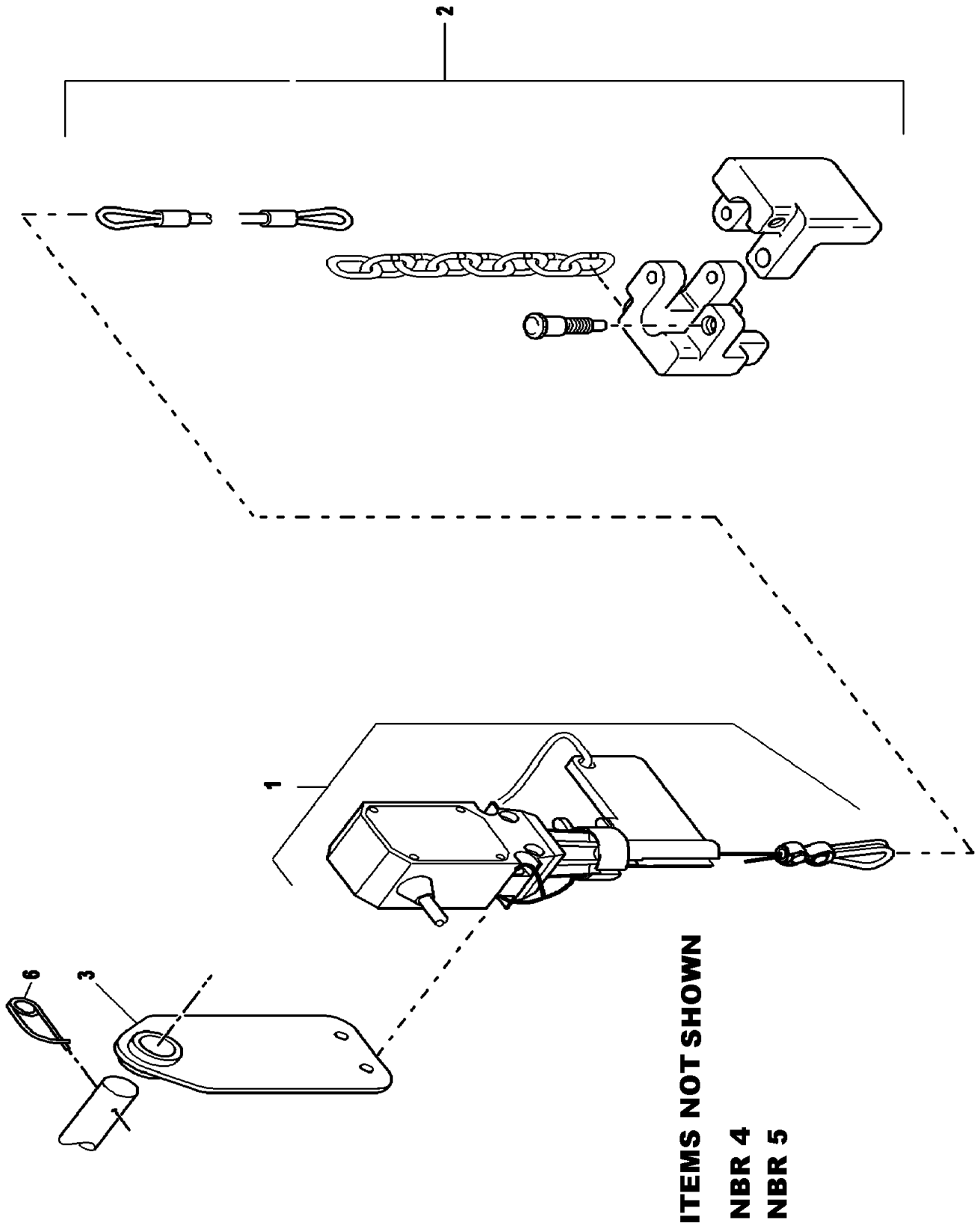
80023374

Revision: **A**

Item	FN	Part	Qty	Description
1		80023375	1	HOIST ACCESS PLATFORM
2	+	80023406	1	SIDE RAIL ASSY
3	+	80023388	1	REAR RAIL ASSY
4		80023377	1	FRONT RAIL
5		80023298	5	FLANGE
6		7300001083	1	CLAMP, MUFFLER
7		7115150450	2	CAP SCREW, 5/16" - 18 N.C. X 1/2" GRADE 5
8		7126211550	10	CAP SCREW, M12 X 40
9		7950150050	4	WASHER, LOCK 5/16" I.D.
10		7950150161	4	WASHER, 5/16" FLAT PLAIN WIDE
11		7949000235	20	WASHER, 1/2" I.D. FLAT
12		7661210003	10	NUT, HEX 12MM N.C.

+ SEE FURTHER BREAKDOWN THIS GROUP

Manitowoc Cranes



Manitowoc Cranes

Description

SWITCH INSTALLATION - LIMIT (FOR REFERENCE ONLY)

Assembly No.

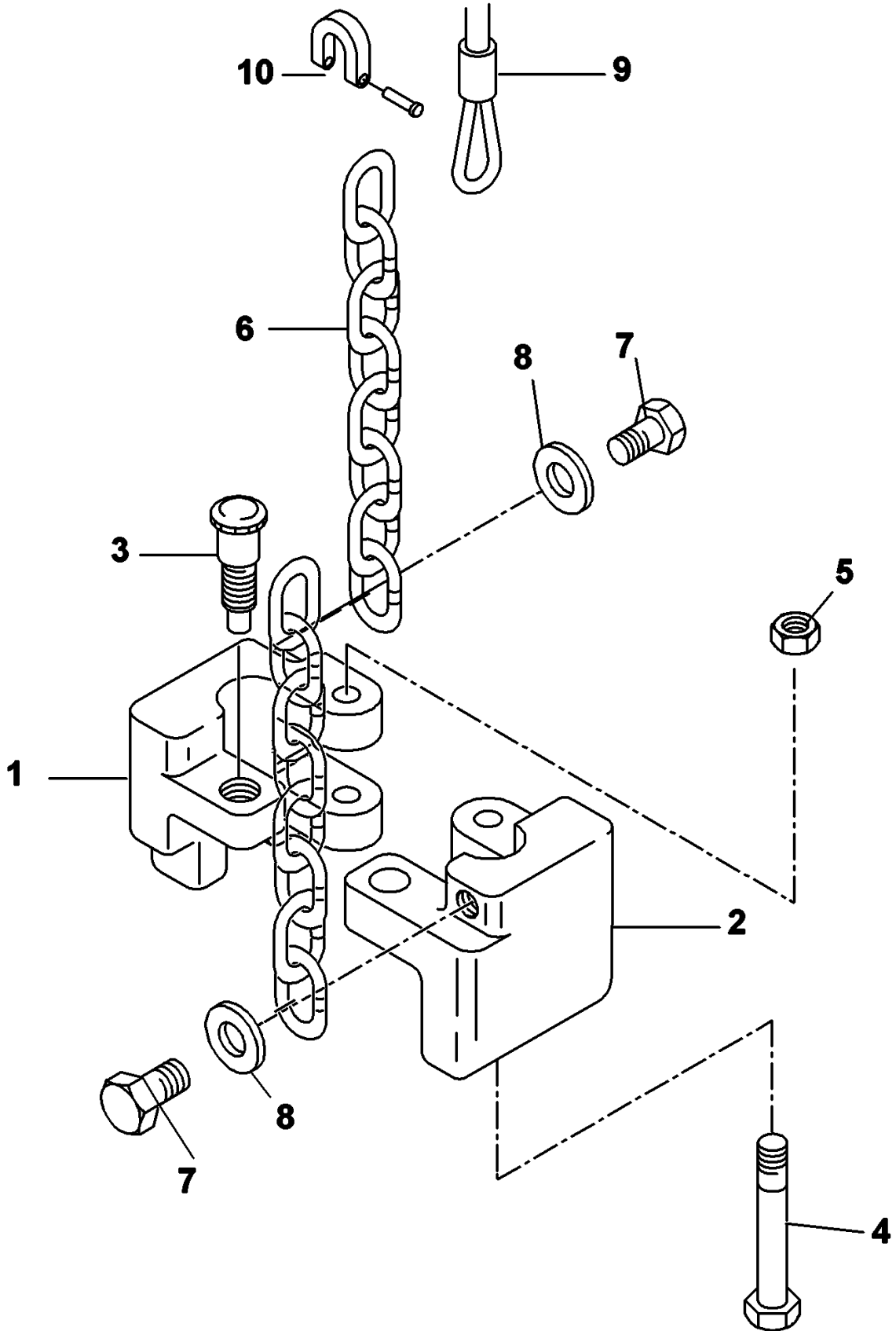
03004150

Revision: **A**

Item	FN	Part	Qty	Description
1		03004253	1	LIMIT SWITCH, PLUGGABLE
		02311008	1	INCLUDES THE FOLLOWING PARTS
			1	SWITCH, LIMIT
2	+	02304349	1	LIMIT SWITCH - WEIGHT ASSEMBLY
3		03111908	1	SHACKLE
4		00437642	2	Hex Nut M8 8-A2C ISO 4032
5		01686242	2	SHCS M8x50 8.8-A2C ISO 4762
6		01925108	1	PIN, RETAINER

+ SEE FURTHER BREAKDOWN THIS GROUP

Manitowoc Cranes



Manitowoc Cranes

Description

LIMIT SWITCH - WEIGHT ASSEMBLY

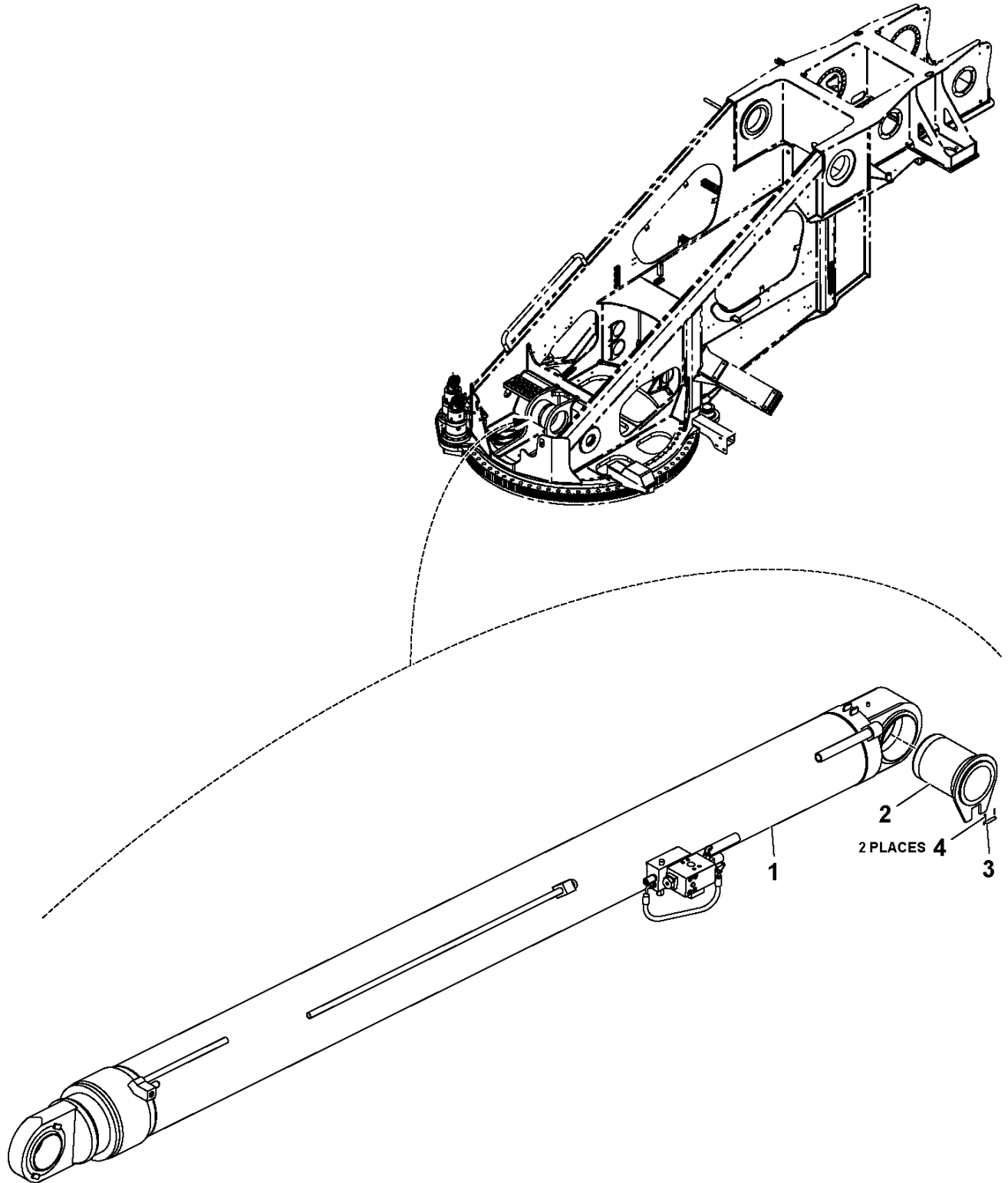
Assembly No.

02304349

Revision: **A**

Item	FN	Part	Qty	Description
1		02312367	1	WEIGHT 1 EN-GJL-200
2		02312366	1	WEIGHT 2 EN-GJL-200
3		02312370	1	Stop bolt GN 613-10-AK-NI GANT
4		01146650	1	Socket-head screw M12x110 8.8-
5		00437745	1	Hex L Nut M12 8-A3C ISO 7040
6		02312369	1	Coil chain G 6x24 bk DIN 5685-
7		00437181	2	CAP SCREW, M10 X 20 HEX HEAD
8		01368030	2	WASHER
9		03041355	1	Wire rope sling 1N-ZNK 6X0,6-P
10		00435782	2	Shackle A 0,25 Fe/Zn40 DIN 821

Manitowoc Cranes



Manitowoc Cranes

Description

LIFT CYLINDER INSTALLATION

Assembly No.

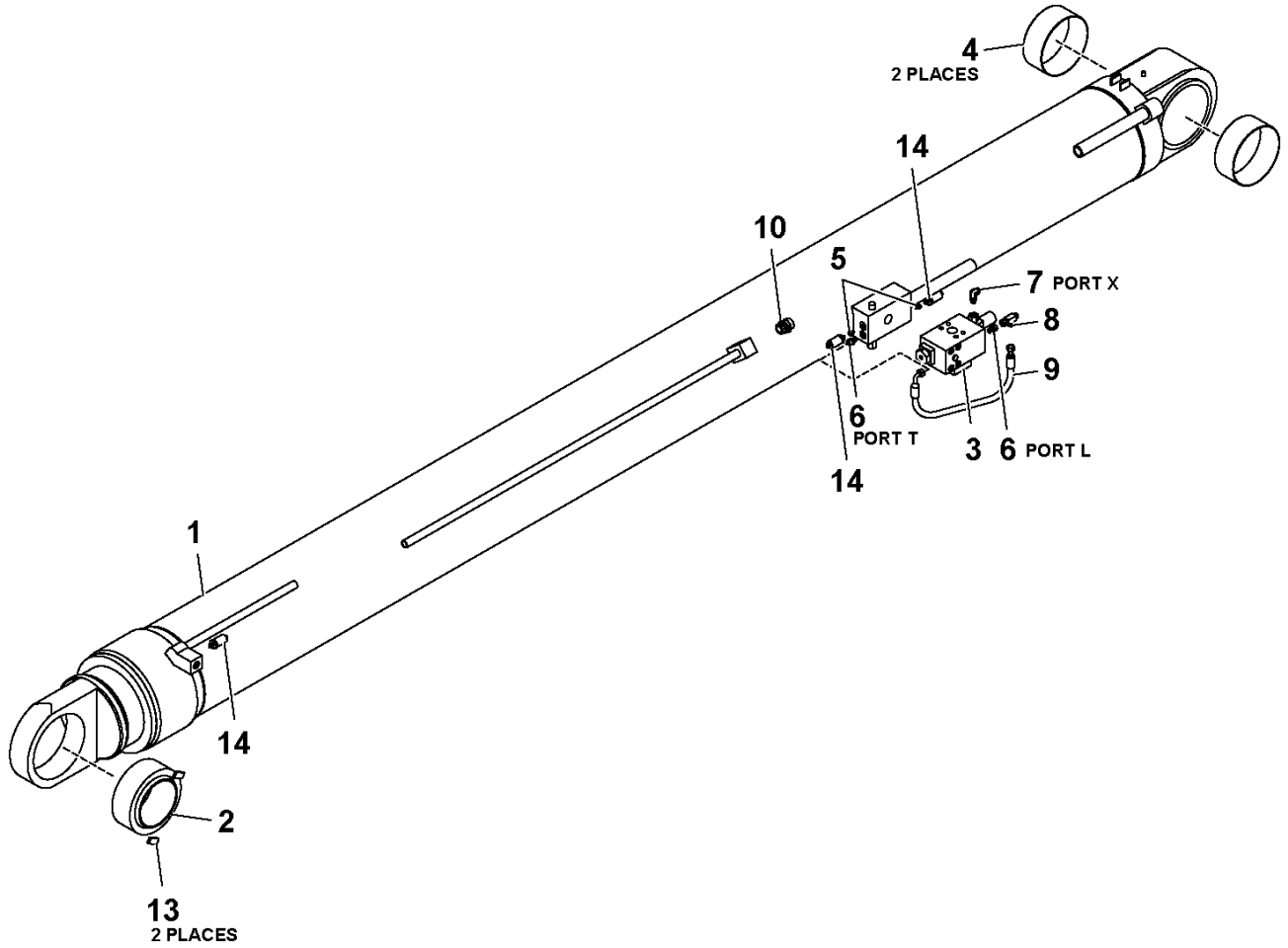
80010299

Revision: **A**

Item	FN	Part	Qty	Description
1	+	80010300	1	LIFT CYLINDER ASSEMBLY
2		03053778	1	CYLINDER PIN
3		02311769	1	PIN
4		7690021210	2	PIN, 3/32" X 3/4" LONG COTTER

+ SEE FURTHER BREAKDOWN THIS GROUP

Manitowoc Cranes



Manitowoc Cranes

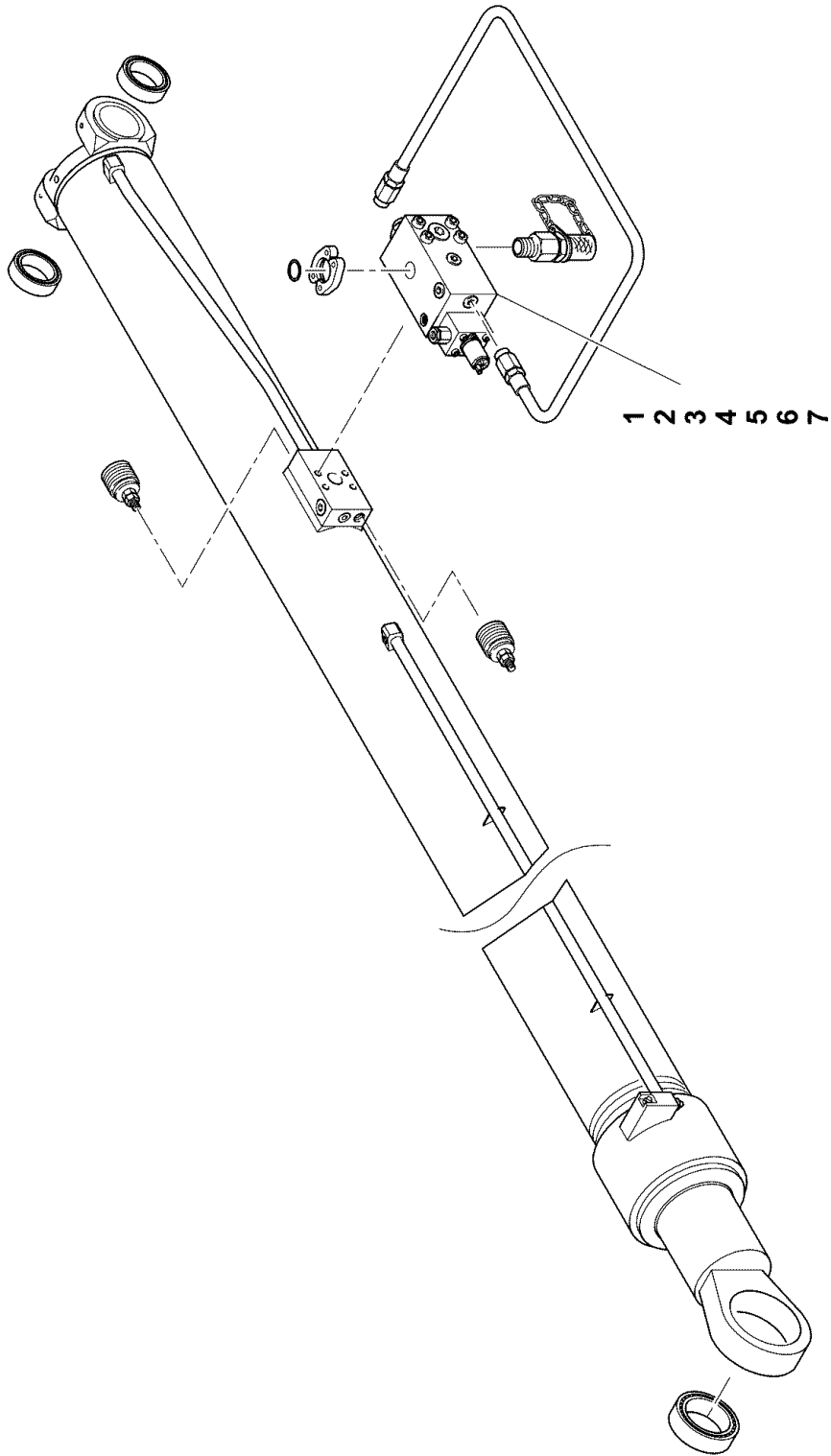
Description
LIFT CYLINDER ASSEMBLY

Assembly No.
80010300
Revision: **B**

Item	FN	Part	Qty	Description
1		03325017	1	LUFFING CYLINDER 858529
2		00553202	1	SPHERICAL BEARING
3	+	03323958	1	VALVE ASSEMBLY - STOP BRAKE
4		03318008	2	BUSHING PERMAGLIDE 205X210X83
5		01682942	2	VALVE,SAFETY
		01927109	1	INCLUDES THE FOLLOWING PARTS
		03042353	1	SPRING 6990 009 HAWE HYDRAULIK
		03042354	1	VALVEHOUSING CPL. 6990 001 HEI
		01923996	1	VALVE DISK 6990 005 HEILMEIER
			2	NUT
6		7447060453	2	STRAIGHT THREAD ADAPTER
7		7447040455	1	ELBOW, MALE
8		7447060634	1	TEE, FEMALE RUN
				INCLUDES THE FOLLOWING PARTS
		7755012002	1	O-RING
		7755906002	1	O-RING
9		7555202421	1	HOSE ASSY, 3/8" X 24" LONG
10		7447161653	1	ADAPTER-MALE ORFS TO MALE BSPP
13		6705171145	4	PLATE
14		03327589	3	PRESS PICK-OFF

+ SEE FURTHER BREAKDOWN THIS GROUP

Manitowoc Cranes



Manitowoc Cranes

Description

VALVE ASSEMBLY - STOP BRAKE

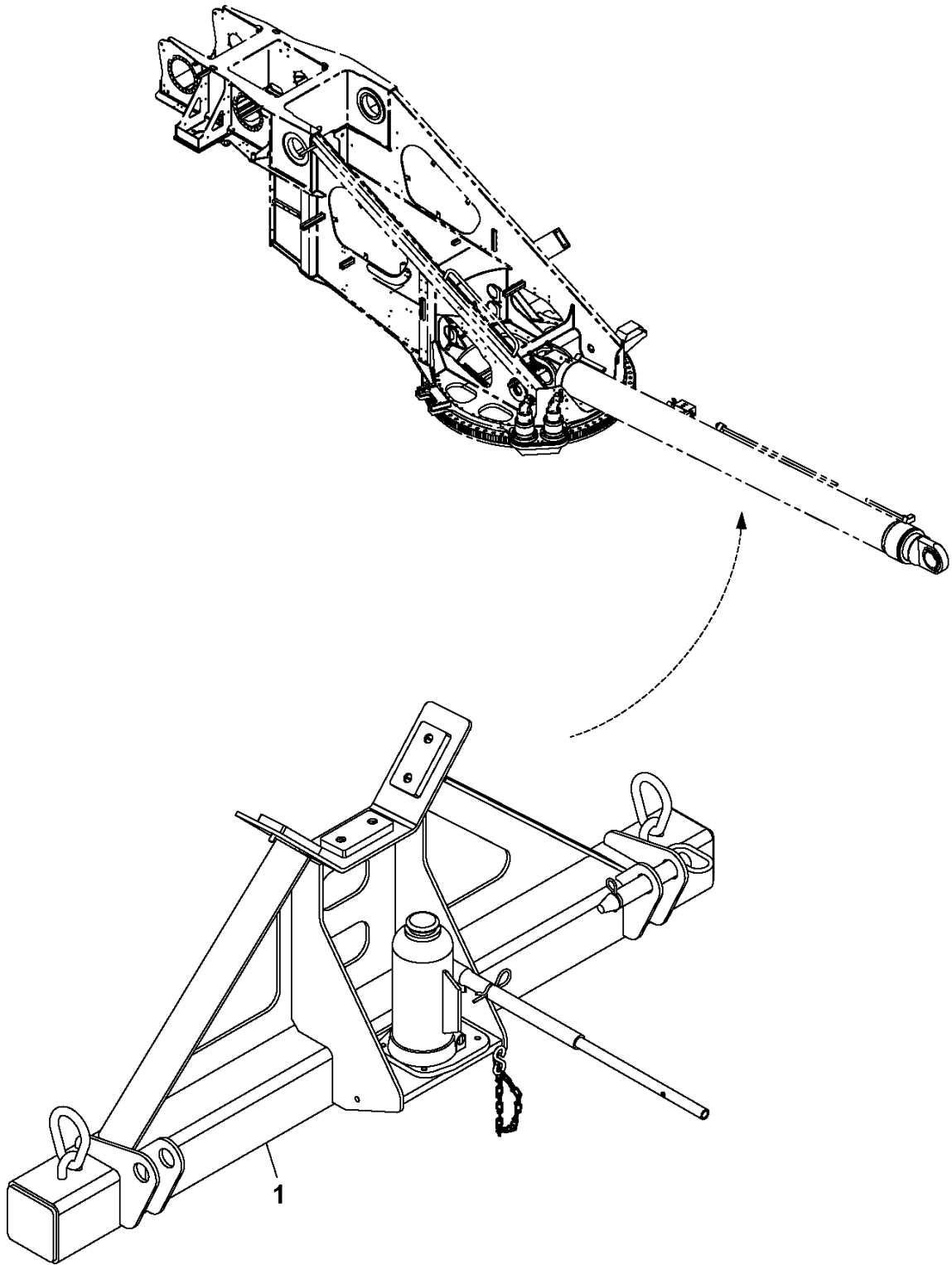
Assembly No.

03323958

Revision: **C**

Item	FN	Part	Qty	Description
1		03326879	1	Gasket set 0307284 BUCHER HYDR
2		03135704	1	VALVE ASSY, PROPORTIONAL PRESSURING REDUCING
3		03135711	1	Cartridge cpl. 6010047 BUCHER
4		03316969	1	FILTER
5		02317469	1	Nozzle 0060087 Type S M5 0,60
6		03135708	1	Nozzle 0060020 Type S D=0,30 B
7		03135712	1	Nozzle 0060183 Type S D=1,80 B

Manitowoc Cranes



Manitowoc Cranes

Description

LIFT CYLINDER SUPPORT INSTALLATION

Assembly No.

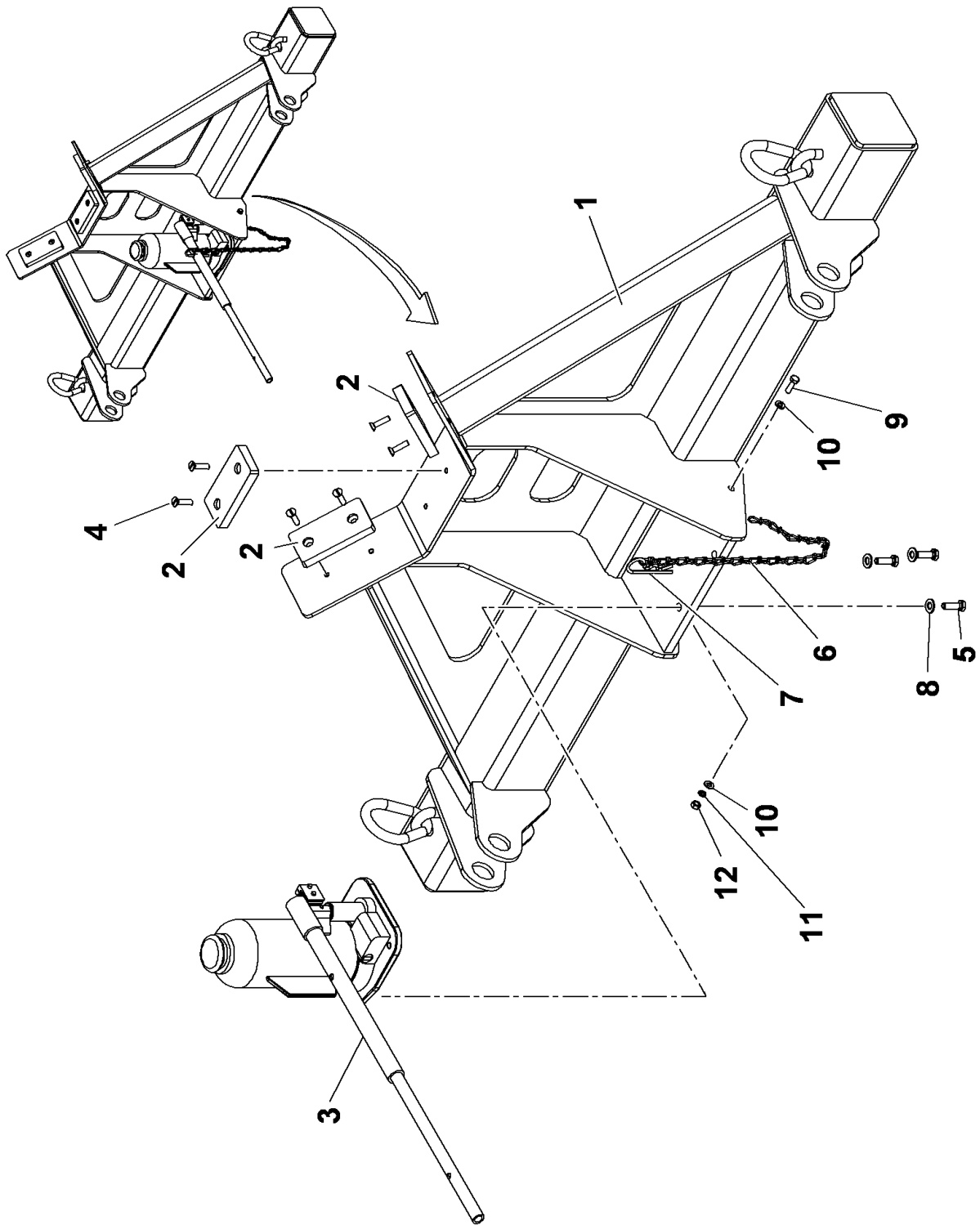
80013768

Revision: **A**

Item	FN	Part	Qty	Description
1	+	80027716	1	LIFT CYLINDER SUPPORT ASSEMBLY

+ SEE FURTHER BREAKDOWN THIS GROUP

Manitowoc Cranes



Manitowoc Cranes

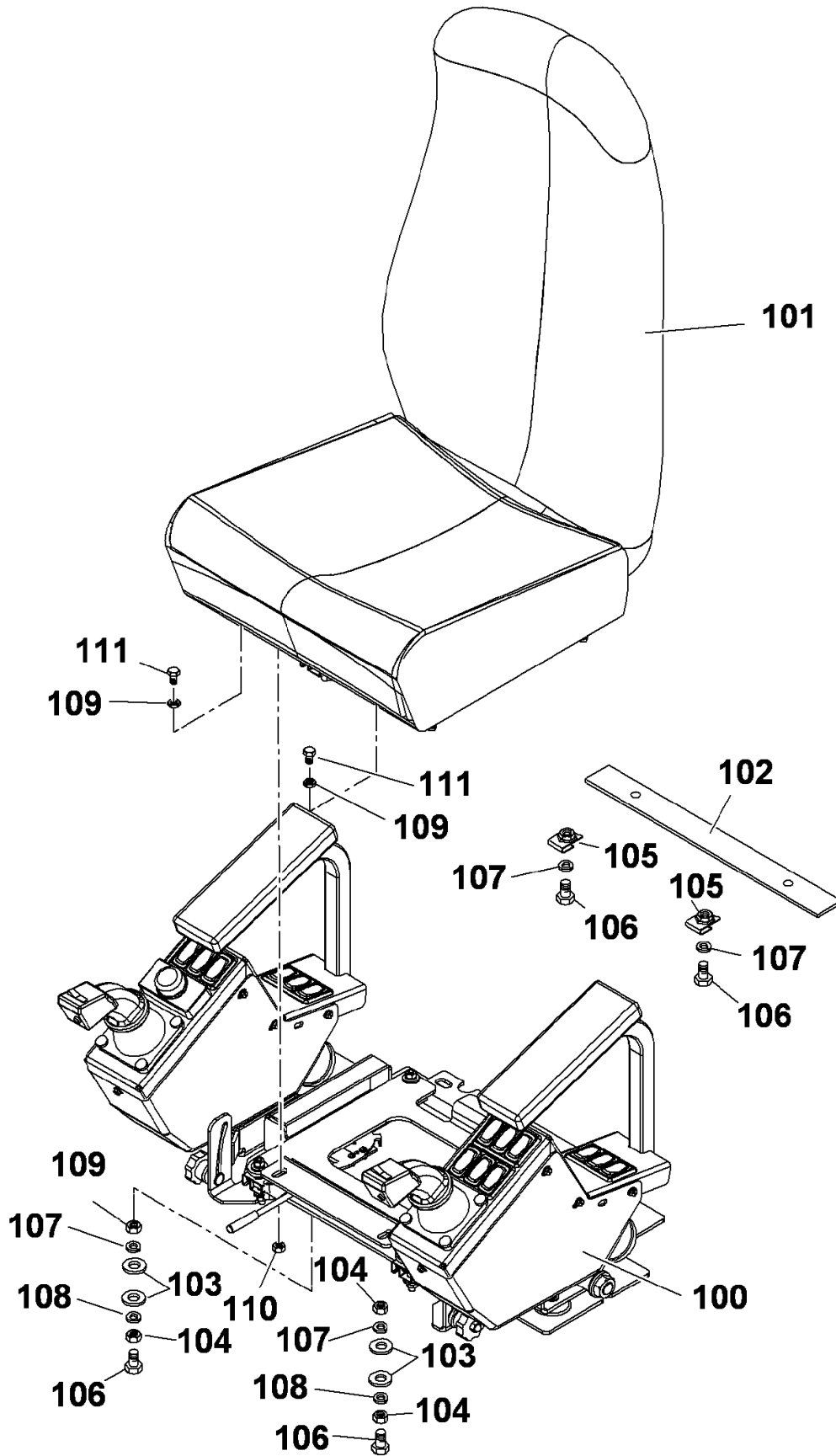
Description
LIFT CYLINDER SUPPORT ASSEMBLY

Assembly No.
80027716
Revision: #

Item	FN	Part	Qty	Description
1		80027717	1	LIFT CYLINDER SUPPORT
2		6671000173	3	WEAR PAD
3		80027834	1	BOTTLE JACK ASSY (MODIFIED)
4		7111140807	6	SCREW, MACHINE 1/4" - 20 N.C. X 1" GRADE 1
5		7115150850	3	CAP SCREW, 5/16" - 18 N.C. X 1" GRADE 5
6		6286000037	1	CHAIN - USE 9286100001 CHAIN 28"
7		7689000701	1	CLIP, HITCH PIN
8		7950150141	3	WASHER, FLAT 5/16"
9		7126151153	1	CAP SCREW, M6X20 HEX HEAD
10		7951150014	2	WASHER, 6MM I.D.
11		7951150210	1	LOCKWASHER, 6MM I.D.
12	#	7661150003	1	NUT, HEX

SERVICED AS AN ASSEMBLY ONLY

Manitowoc Cranes



Manitowoc Cranes

Description

SEAT INSTALLATION WITH AUXILIARY HOIST

Assembly No.

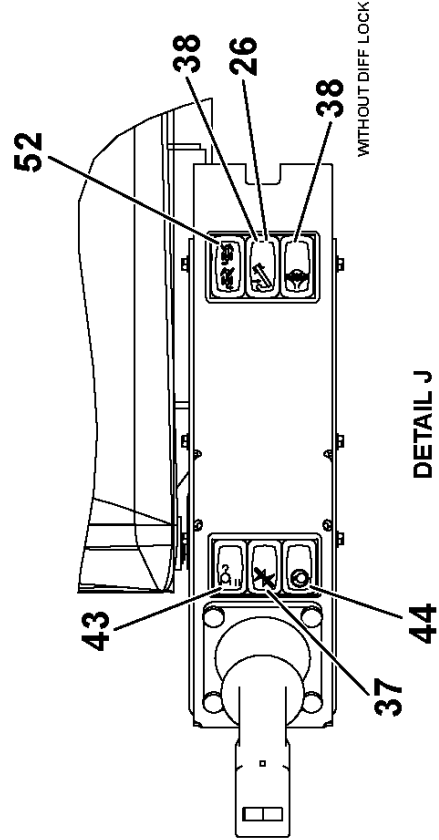
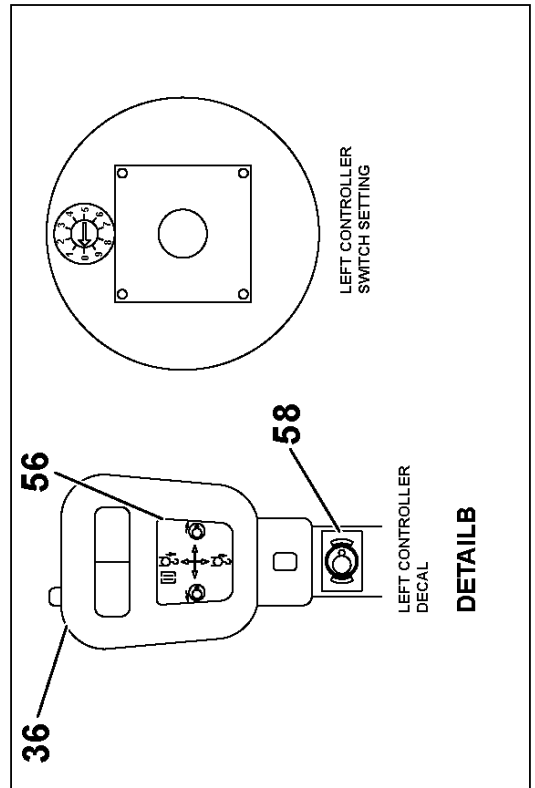
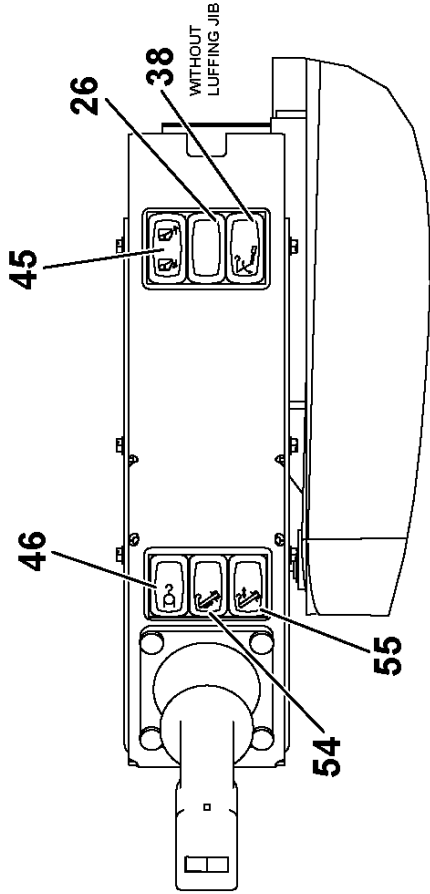
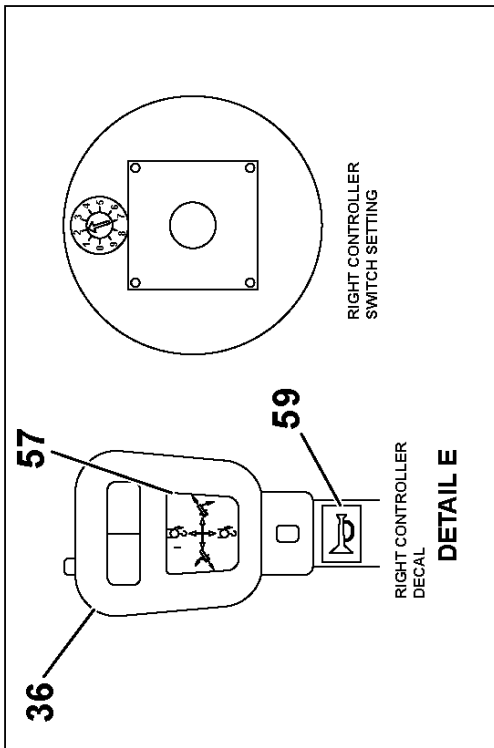
80036630

Revision: **A**

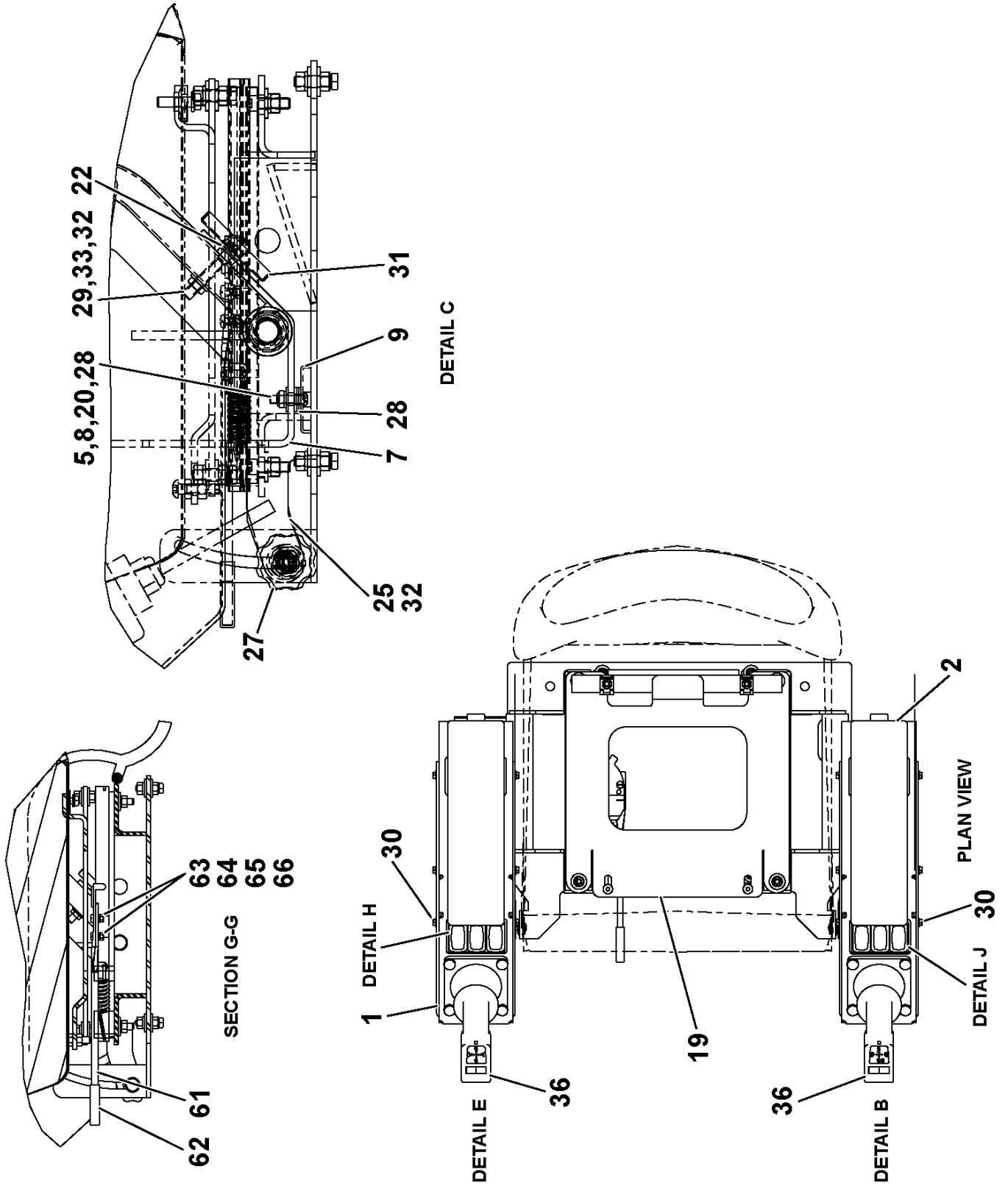
Item	FN	Part	Qty	Description
100	+	80036631	1	SEAT ASSEMBLY WITH AUXILIARY HOIST
101		7798000843	1	SEAT INCLUDES THE FOLLOWING PARTS
		9798100584	1	KNOB
		7872001408	1	SWITCH, SEAT
		9798100585	1	CONTROL, ADJUST - BACK INCLUDES CABLE
102		80023851	1	BRACKET, SEAT BAR
103		7950150161	8	WASHER, 5/16" FLAT PLAIN WIDE
104		7660150008	8	NUT, HEX 5/16" - 18 N.C. GRADE 8
105		7659000256	2	NUT, RETAINING 5/16" - 18 N.C.
106		7115150950	6	CAP SCREW, 5/16" - 18 N.C. X 1 1/8" GRADE 5
107		7950150050	6	WASHER, LOCK 5/16" I.D.
108		7950150350	4	WASHER, LOCK 5/16"
109		7660150200	2	NUT, JAM 5/16" - 18 N.C. GRADE A
110		7660152701	2	LOCKNUT 5/16" - 18 N.C.
111		7110151018	2	CAP SCREW, 5/16" - 18 N.C. X 1 1/4" GRADE 1

+ SEE FURTHER BREAKDOWN THIS GROUP

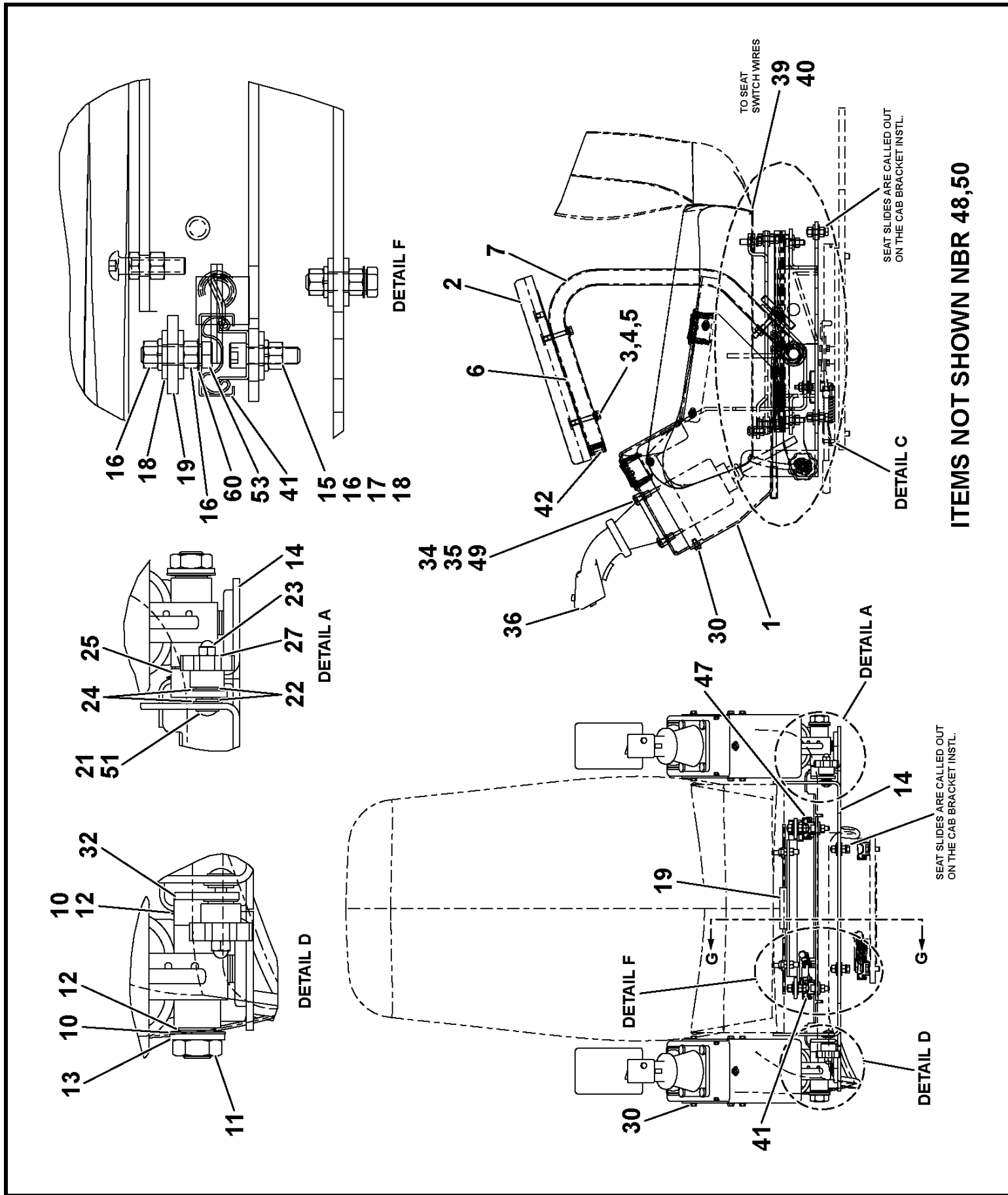
Manitowoc Cranes



Manitowoc Cranes



Manitowoc Cranes



ITEMS NOT SHOWN NBR 48,50

Manitowoc Cranes

Description
SEAT ASSEMBLY WITH AUXILIARY HOIST

Assembly No.
80036631
 Revision: **D**

Item	FN	Part	Qty	Description
1		7245100056	2	COVER, ARMREST
2		80036023	2	PAD-ARMREST
3		7115141450	4	CAP SCREW, 1/4-20UNC X 1 3/4
4		7950140141	4	WASHER, FLAT 1/4" PLAIN NARROW
5		7950140050	6	WASHER, LOCK 1/4"
6		80036634	2	PLATE
7		80036632	2	ARM REST
8		7110140818	2	CAP SCREW, 1/4" - 20 N.C. X 1" GRADE 1
9		7616000519	2	MAGNET
10		7949001227	4	WASHER, BEVELED
11		7660220200	2	NUT, HEX JAM 3/4" - 10 N.C.
12		7199001289	4	BUSHING
13		7949000236	2	FLAT WASHER, 3/4"
14		80023849	1	SUPPORT, ARM
15		7110150805	4	CAP SCREW, 5/16" - 18 N.C. X 1" GRADE 1
16		7660150008	12	NUT, HEX 5/16" - 18 N.C. GRADE 8
17		7950150050	8	WASHER, LOCK 5/16" I.D.
18		7950150161	12	WASHER, 5/16" FLAT PLAIN WIDE
19		80023842	1	PLATE, SEAT MOUNT
20		7660142500	2	LOCKNUT, HEX 1/4" - 20 N.C.
21		7111151664	2	BOLT, CARRIAGE 5/16" -18 N.C. X 2"
22		7950150141	10	WASHER, FLAT 5/16"
23		7660152200	2	NUT, ACORN 5/16" - 18 N.C.
24		7949001186	4	WASHER, BLACK NYLON
25		6245100077	1	BRACKET
26		7364100179	4	BEZEL, L-SERIES 3 GANG LM3
27		7511000093	2	KNOB, FLUTED

Manitowoc Cranes

Description
SEAT ASSEMBLY WITH AUXILIARY HOIST

Assembly No.
80036631
 Revision: **D**

Item	FN	Part	Qty	Description
28		7950140161	10	WASHER, 1/4" I.D. FLAT WIDE
29		7110151618	2	CAP SCREW, 5/16" -18 N.C. X 2" GRADE 1
30		7792151221	14	WASHER, HEX SELF-TAPPING
31		7616000517	2	MAGNET, CUP
32		80023723	1	BRACKET
33		7660151601	2	LOCKNUT 5/16" - 18 N.C. GRADE 5
34		7101101210	8	SCREW, MACHINE 3/16" - 32 NF X 1 1/2"
35		7258001451	8	CAP, 1/4"
36		03078546	2	STEER LEVER INCLUDES THE FOLLOWING PARTS
		03135676	1	HANDLE
		03135677	1	BELLOWS
		03135678	1	CARDAN
37		80022579	1	CRANE FUNCTION OFF
38		7242100005	4	PLUG, L SERIES LH1 PANEL
39		7345001746	1	TERMINAL, MALE 16 - 14 AWG
40		7345001744	1	TERMINAL, FEMALE 16 - 14 AWG
41	#	7798100005	1	TRACK, CONTROL
42		7242100002	2	BUTTON, SQUARE
43		80019092	1	SWITCH L-SERIES AUX HOIST
44		80019096	1	SWITCH L-SERIES SWING BRAKE
45		7872100188	1	SWITCH, CAB TILT
46		80019091	1	SWITCH L-SERIES MAIN HOIST
47		7798100006	1	TRACK, FREE
48	+	80030413	1	HARNESS ASSEMBLY-SEAT
49		7429000011	8	FASTENER, WELL-NUT
50	#	7576000311	1	KIT, SEAT BELT
51		7949000623	1	WASHER, BLACK PLASTIC
52		80006228	1	SWITCH L-SERIES REAR STEER
53		7115150950	4	CAP SCREW, 5/16" - 18 N.C. X 1 1/8"

SERVICED AS AN ASSEMBLY ONLY

+ SEE FURTHER BREAKDOWN THIS GROUP

Manitowoc Cranes

Description

SEAT ASSEMBLY WITH AUXILIARY HOIST

Assembly No.

80036631

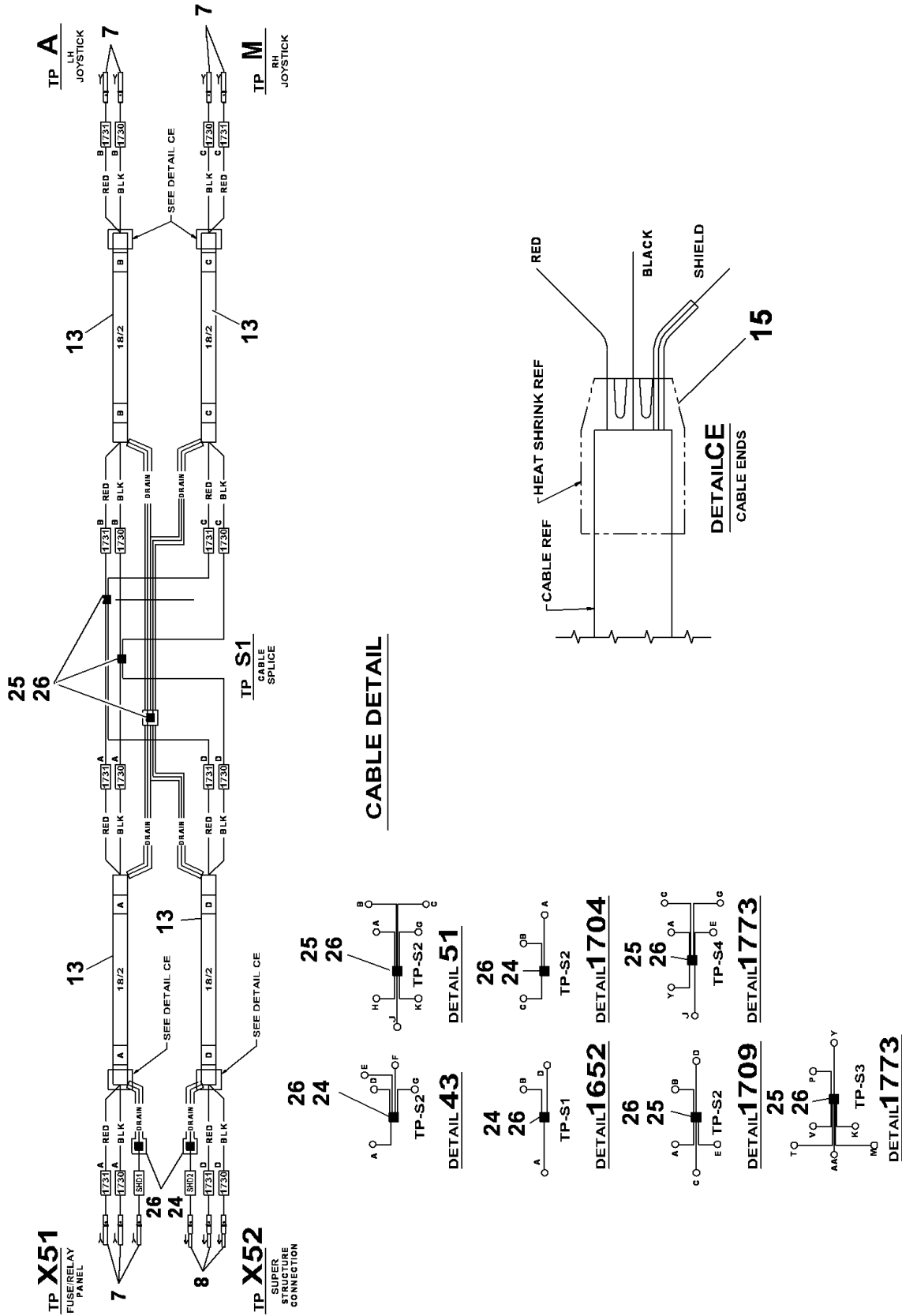
Revision: **D**

Item	FN	Part	Qty	Description
				GRADE 5
54		80019094	1	SWITCH L-SERIES TELE ON/OFF
55		80019093	1	SWITCH L-SERIES LIFT UP/DOWN
56		03089055	1	PLATE
57		03089054	1	PLATE
58		03147699	1	DECAL - SWING CONTROLLER
59		03147698	1	DECAL - HORN
60		7660152701	4	LOCKNUT 5/16" - 18 N.C.
61		7768003904	1	ARM, LEVER
62		7822000598	1	SLEEVE, VINYL
63		7121130801	2	MACHINE SCREW, M5X12 SLOTTED
64		7951130014	2	WASHER, FLAT M5 I.D.
65		7951130210	2	LOCKWASHER, 5MM I.D.
66		7661130003	2	NUT, HEX 5MM

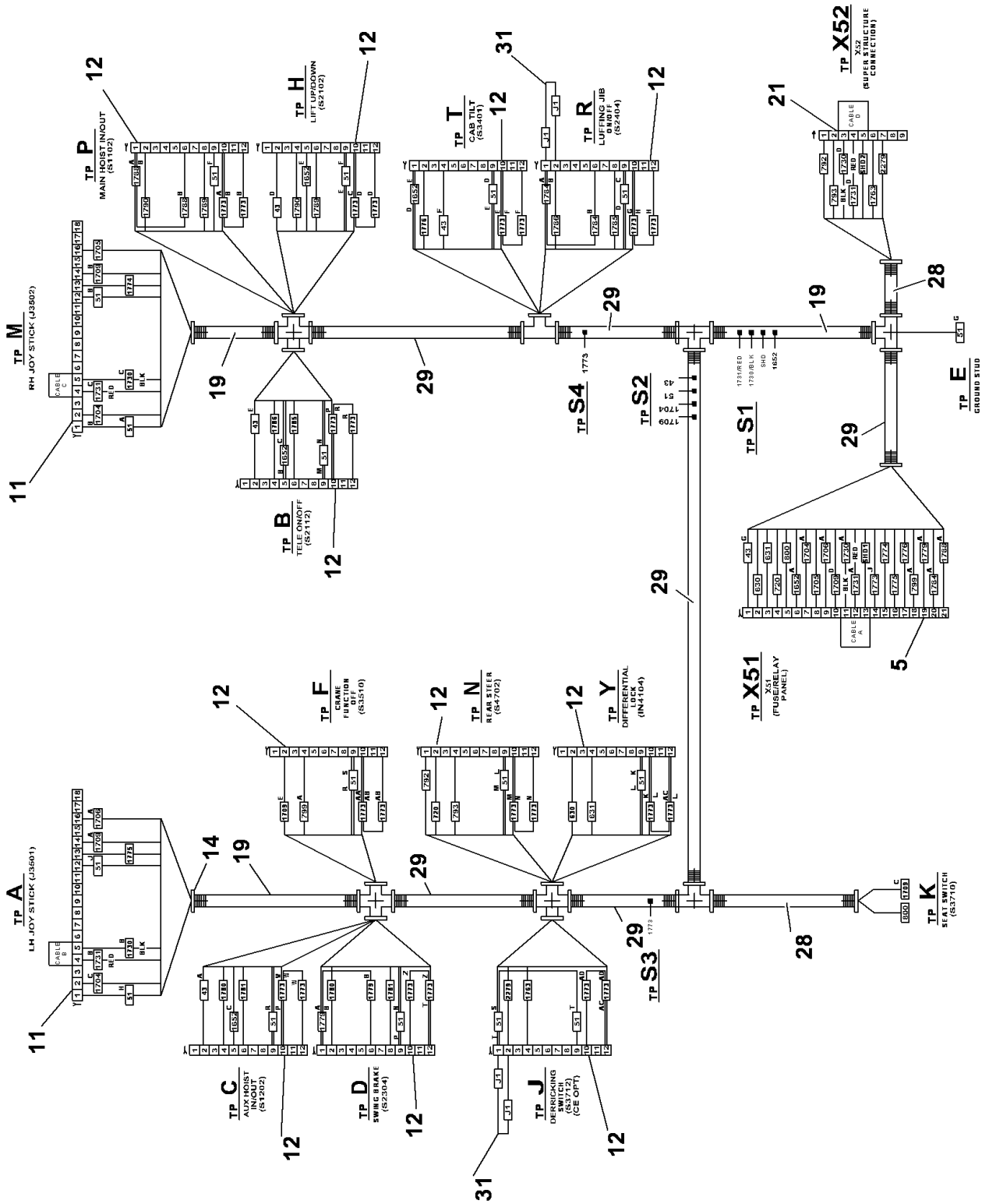
Manitowoc Cranes

WIRE NO	COLOR	TYPE	SAE SIZE	LENGTH INCHES	TP	B/M ITEM #	REMARKS	TP	B/M ITEM NO	REMARKS	WIRE NO	COLOR	TYPE	SAE SIZE	LENGTH INCHES	TP	B/M ITEM #	REMARKS	TP	B/M ITEM NO	REMARKS	
43A	WHT	GXL	20 48	C	16			S2	STRIP	SEE DETAIL	1709D	WHT	GXL	20 61	X51	7			S2	STRIP	SEE DETAIL	
43D			20 26	H	16			S2	STRIP	SEE DETAIL	1709E			20 45	F	16			S2	STRIP	SEE DETAIL	
43E			20 26	B	16			S2	STRIP	SEE DETAIL	1763			20 73	X52	8			J	16		
43F			20 15	T	16			S2	STRIP	SEE DETAIL	1773A			20 18	S4	STRIP	SEE DETAIL	P	16		CRIMP W/1773B	
43G			20 58	X51	7			S2	STRIP	SEE DETAIL	1773B			20 4	P	16			P	16		CRIMP W/1773A
51A			20 28	S2	STRIP	SEE DETAIL		M	7		1773C			20 18	S4	STRIP	SEE DETAIL	H	16		CRIMP W/1773D	
51B			20 28	S2	STRIP	SEE DETAIL		M	7		1773D			20 4	H	16			H	16		CRIMP W/1773C
51C			20 16	S2	STRIP	SEE DETAIL		R	16		1773E			20 7	S4	STRIP	SEE DETAIL	T	16		CRIMP W/1773F	
51D			20 12	R	STRIP	CRIMP W/51C		T	16		1773F			20 4	T	16			T	16		CRIMP W/1773E
51E			20 23	T	STRIP	CRIMP W/51D		H	16		1773G			20 7	S4	STRIP	SEE DETAIL	R	16		CRIMP W/1773H	
51F			20 20	H	STRIP	CRIMP W/51E		P	16		1773H			20 4	R	16			R	16		CRIMP W/1773G
51G			16 38	E	10			S2	STRIP	SEE DETAIL	1773J			20 64	X51	7			S4	STRIP	SEE DETAIL	
51H			20 48	S2	STRIP	SEE DETAIL		A	7		1773K			20 13	S3	STRIP	SEE DETAIL	Y	16		CRIMP W/1773L	
51J			20 48	S2	STRIP	SEE DETAIL		A	7		1773L			20 4	Y	STRIP	CRIMP W/1773AC	Y	16		CRIMP W/1773K	
51K			20 36	S2	STRIP	SEE DETAIL		Y	16		1773M			20 13	S3	STRIP	SEE DETAIL	N	16		CRIMP W/1773N	
51L			20 12	Y	STRIP	CRIMP W/51K		N	16		1773N			20 4	N	16			N	16		CRIMP W/1773M
51M			20 63	N	STRIP	CRIMP W/51L		B	16		1773P			20 50	S3	STRIP	SEE DETAIL	B	16		CRIMP W/1773R	
51N			20 66	B	STRIP	CRIMP W/51M		D	16		1773R			20 4	B	16			B	16		CRIMP W/1773P
51P			20 20	D	STRIP	CRIMP W/51N		C	STRIP	CRIMP W/51R	1773T			20 24	S3	STRIP	SEE DETAIL	D	STRIP	CRIMP W/1773Z		
51R			20 20	C	16			F	STRIP	CRIMP W/51S	1773V			20 24	S3	STRIP	SEE DETAIL	C	16		CRIMP W/1773W	
51S			20 23	F	16			J	STRIP	CRIMP W/51T	1773W			20 4	C	16			C	STRIP	CRIMP W/1773V	
51T			20 4	J	16			J	16		1773Y			20 32	S4	STRIP	SEE DETAIL	S3	STRIP	SEE DETAIL		
630			20 95	X51	7			Y	16		1773Z			20 4	D	16			D	16		CRIMP W/1773T
631			20 95	X51	7			Y	16		1773AA			20 24	S3	STRIP	SEE DETAIL	F	STRIP	CRIMP W/1773AB		
720			20 95	X51	7			N	16		1773AB			20 4	F	16			F	16		
792			20 73	X52	8			N	16		1773AC			20 12	Y	16			J	STRIP	CRIMP W/1773AD	
793			20 73	X52	8			N	16		1773AD			20 4	J	16			J	16		
799A			20 106	X51	7			F	16		1774			20 83	X51	7			M	7		
800			20 89	K	22			X51	7		1775			20 107	X51	7			A	7		
1652A			20 53	X51	7			S1	STRIP	SEE DETAIL	1776			20 71	X51	7			T	16		
1652B			20 29	B	16			S1	STRIP	SEE DETAIL	1779A			20 106	X51	7			D	16		CRIMP W/1779B
1652C			20 66	B	STRIP	CRIMP W/1652C		C	16		1779B			20 12	D	STRIP	CRIMP W/1779A	D	16			
1652D			20 18	S1	STRIP	SEE DETAIL		T	16		1780			20 20	C	16			D	16		
1652E			20 23	T	STRIP	CRIMP W/1652D		H	16		1781			20 20	C	16			D	16		
1704A			20 60	X51	7			S2	STRIP	SEE DETAIL	1784A			20 71	X51	7			R	16		CRIMP W/1784B
1704B			20 29	M	7			S2	STRIP	SEE DETAIL	1784B			20 4	R	STRIP	CRIMP W/1784A	R	16			
1704C			20 47	A	7			S2	STRIP	SEE DETAIL	1785			20 23	B	16			R	16		
1705			20 83	X51	7			M	7		1786			20 23	B	16			R	16		
1706A			20 107	X51	7			A	7		1788A			20 82	X51	7			P	16		CRIMP W/1788B
1709A			20 46	A	7			S2	STRIP	SEE DETAIL	1788B			20 4	P	STRIP	CRIMP W/1788A	P	16			
1709B			20 30	M	7			S2	STRIP	SEE DETAIL	1789			20 20	P	16			H	16		
1709C	WHT	GXL	20 28	K	30			S2	STRIP	SEE DETAIL	1790			20 20	P	16			H	16		
											2279			20 73	X52	8			J	16		
											SHD1			18 4	X51	STRIP	SEE DETAIL	X51	STRIP	SEE DETAIL		
											SHD2	WHT	GXL	18 4	X52	STRIP	SEE DETAIL	X52	STRIP	SEE DETAIL		

Manitowoc Cranes



Manitowoc Cranes



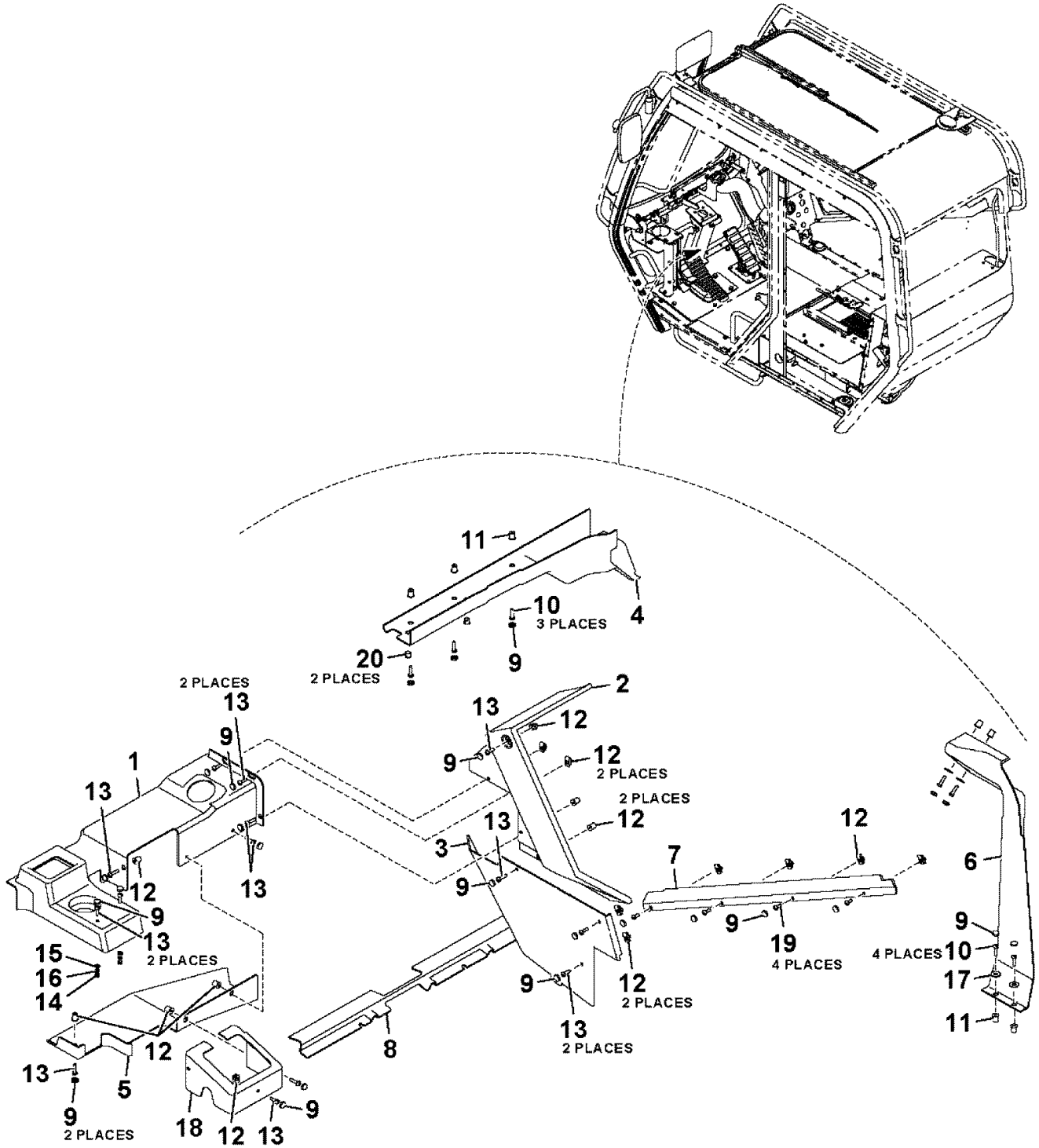
Manitowoc Cranes

Description
HARNESS ASSEMBLY-SEAT

Assembly No.
80030413
 Revision: **A**

Item	FN	Part	Qty	Description
5		03323675	1	AMP housing 1-967625-1 21 pol
7		80013074	37	JPT - AMP
8		03318969	7	CONTACT SPRING BAND
10		7345241701	1	TONGUE, INSULATED RING
11		02318085	2	RECEPT/TABS 18POL 929504-6/AMP
12		7364100184	11	CONNECTOR, L-SERIES SWITCHES
13		7246100321	15	CABLE 18GA
14		7850000208	30	CABLE TIE, BLACK
15		8594100257	4	TUBING, HEAT SHRINK 1/2" I.D. LINER, MELTABLE (QUANTITY IN FEET)
16		7892100059	70	TERMINAL, FM MP 630 SERIES
19		8594000006	4	FLEXGUARD - .350" I.D. (QUANTITY IN FEET)
21		03327154	1	TIMER HOUSING
22		7345001444	1	TERMINAL, FEMALE
23		03323675	1	AMP housing 1-967625-1 21 pol
24		7892000194	2	PARALLEL, NON - INSULATED 16 - 14 AWG
25		7892000195	8	PARALLEL, NON - INSULATED 12 - 10 AWG
26		8594100256	10	TUBING, HEAT SHRINK 1/4" I.D. LINER, MELTABLE (QUANTITY IN FEET)
28		8594000019	1	FLEXGUARD, 1/4" I.D. (QUANTITY IN FEET)
29		8594000004	7	FLEXGUARD - .500" I.D. (QUANTITY IN FEET)
30		7345001446	1	TERMINAL, MALE 22 - 18 AWG
31		80019654	2	MALE FASTON JUMPER

Manitowoc Cranes



Manitowoc Cranes

Description

PLASTIC COVERS INSTALLATION

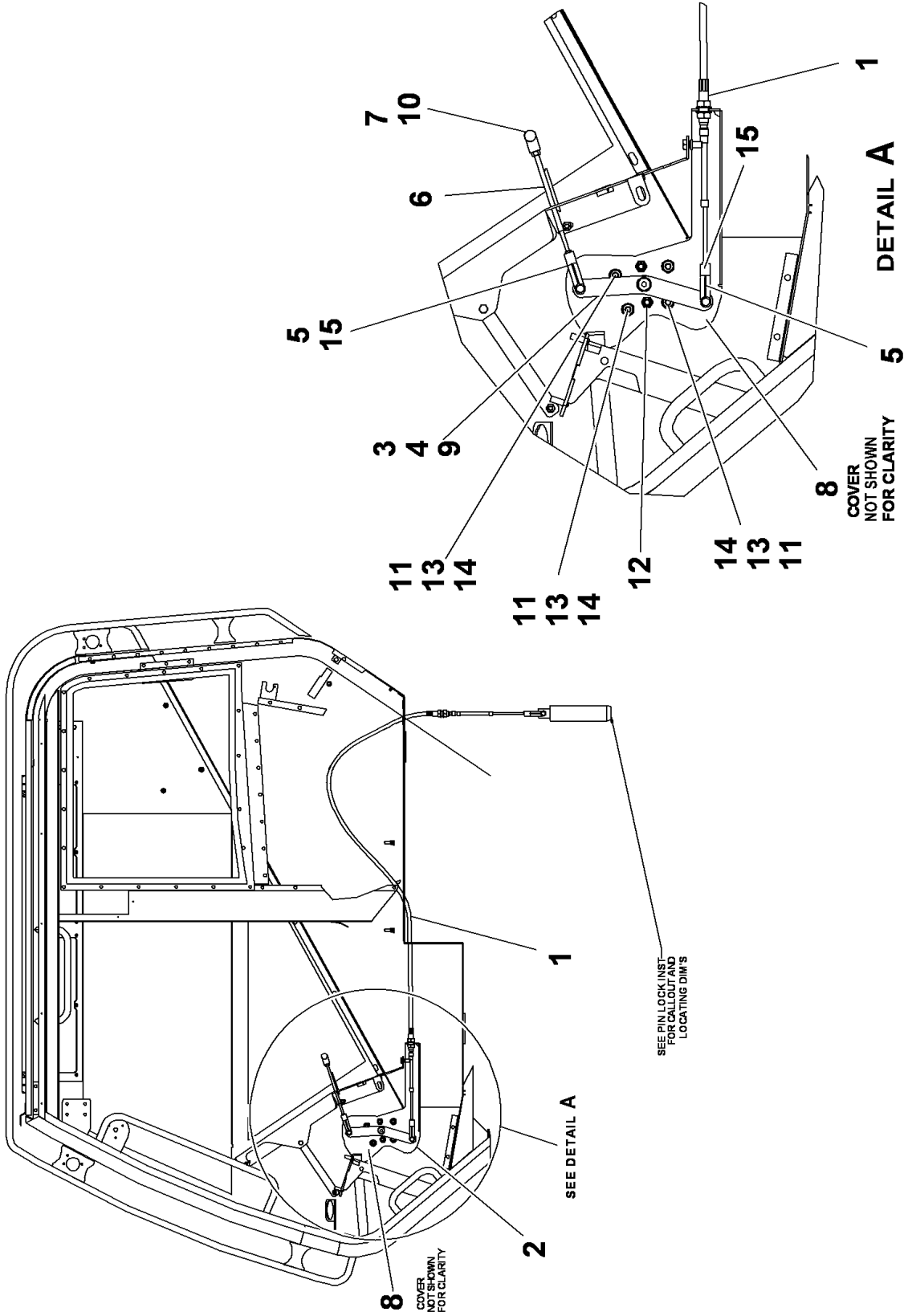
Assembly No.

80024119

Revision: **B**

Item	FN	Part	Qty	Description
1		80024177	1	FRONT DASH COVER
2		80024120	1	COVER, CONSOLE
3		80024121	1	COVER, BOTTOM
4		80005378	1	COVER, TOP FRONT
5		80006552	1	FRONT DASH BOTTOM COVER
6		80005189	1	COVER, REAR CORNER (CAB)
7		80024123	1	PLASTIC, CAB WINDOW RH
8		80006553	1	COVER, ELECTRIC WIRE
9		7258001451	25	CAP, 1/4"
10		7111140810	7	SCREW, MACHINE 1/4" - 20 N.C. X 1" GRADE 1
11		7429000542	7	FASTENER, NUT 1/4" - 20 N.C.
12		7659190019	18	NUT, RETAINING M6
13		7121151201	14	SLOT, PMS M6X25
17		7949001186	7	WASHER, BLACK NYLON
18		80024122	1	STEERING CONSOLE COVER
19		7121151001	4	SLOT, PMS M6X16
20		7242000012	2	BUTTON, PLUG

Manitowoc Cranes



Manitowoc Cranes

Description

PIN LOCK CABLE INSTALLATION

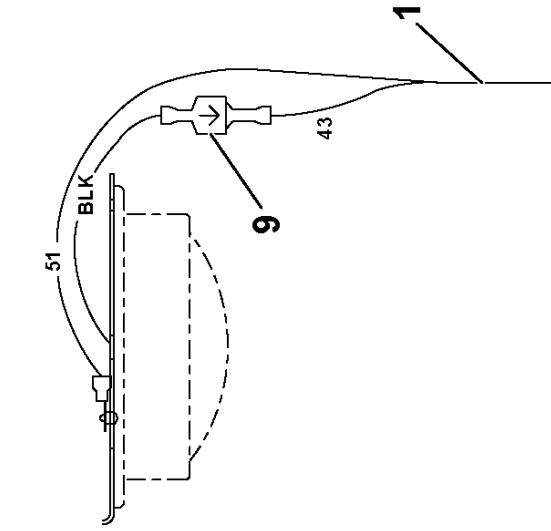
Assembly No.

80023963

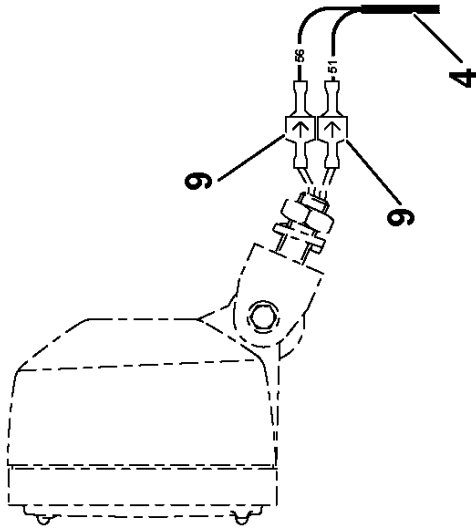
Revision: **B**

Item	FN	Part	Qty	Description
1		80018312	1	CONTROL CABLE
2		80018894	1	BRACKET
3		80018318	1	CRANK
4		7069001082	1	BEARING
5		7308000118	2	CLEVIS ASSY
				INCLUDES THE FOLLOWING PARTS
		7690021210	1	PIN, 3/32" X 3/4" LONG COTTER
		7690161600	1	PIN, CLEVIS 3/8" X 1"
6		80018893	1	ROD
7		80018321	1	HANDLE
8		80018322	1	COVER
9		80018314	1	SHOULDER BOLT
10		7660150001	1	NUT, HEX 5/16" - 18 N.C. GRADE 5
11		7661170003	4	NUT
12		7661191103	2	LOCKNUT
13		7951170220	4	WASHER, 8MM SPRING LOCK
14		7951170014	4	WASHER, FLAT #8
15		7660140230	2	NUT, HEX JAM 1/4" - 28 N.F.

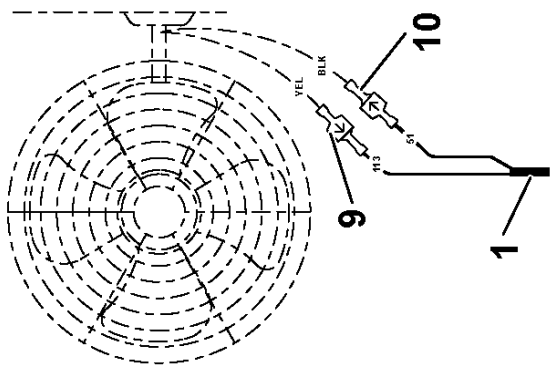
Manitowoc Cranes



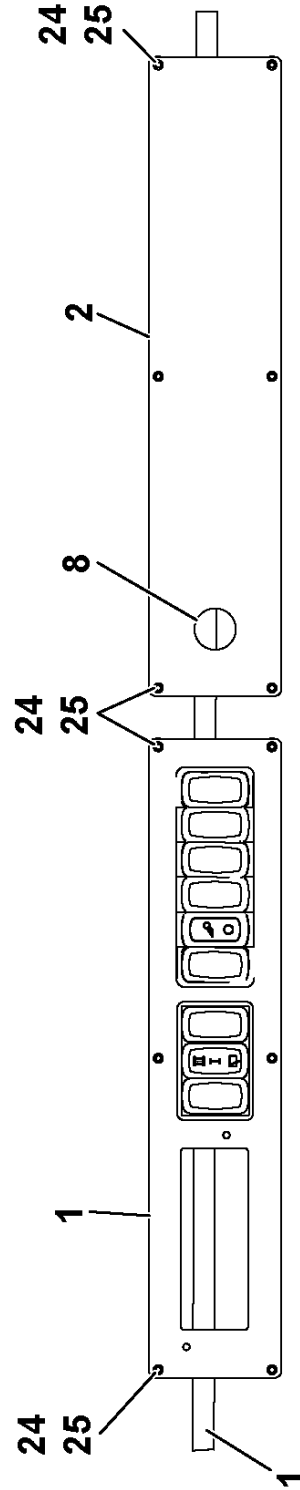
DETAIL-F
OVERHEAD LIGHT



DETAIL-C
WORK LIGHT

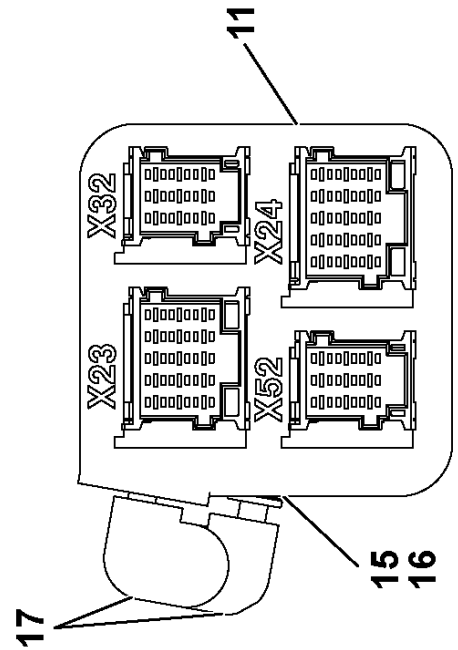
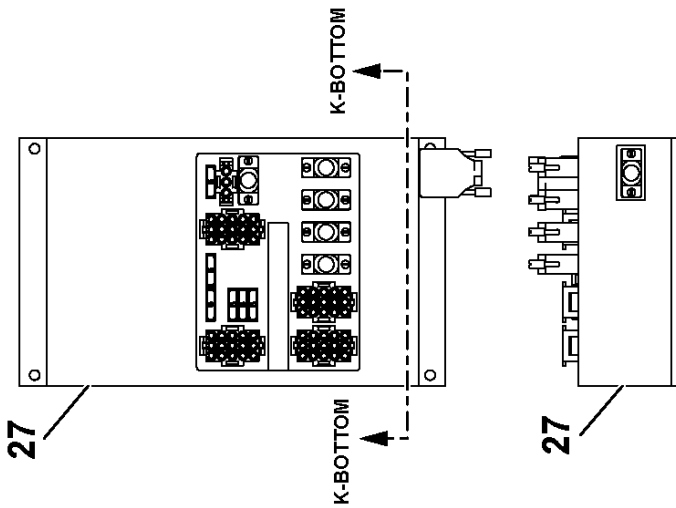
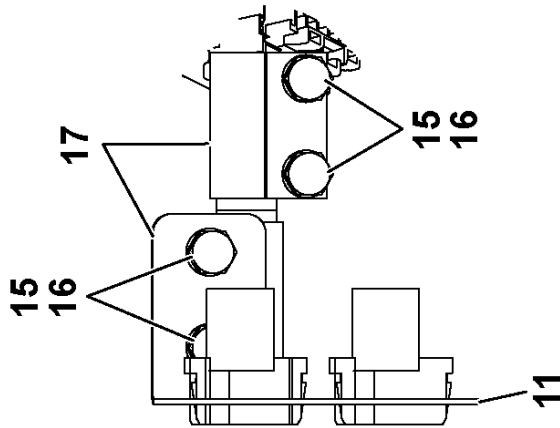
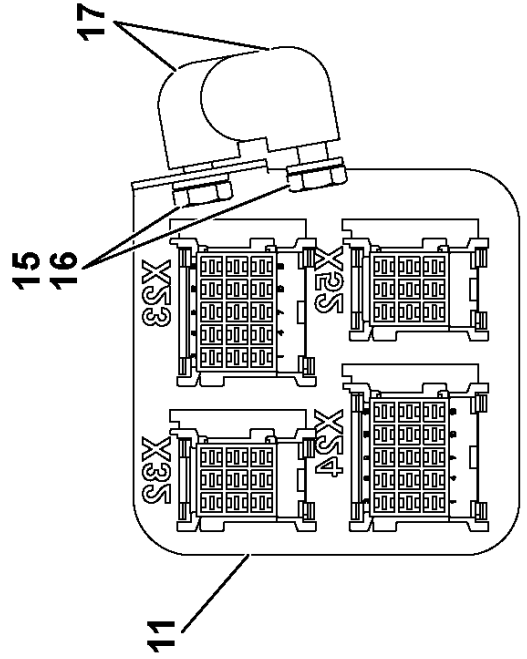
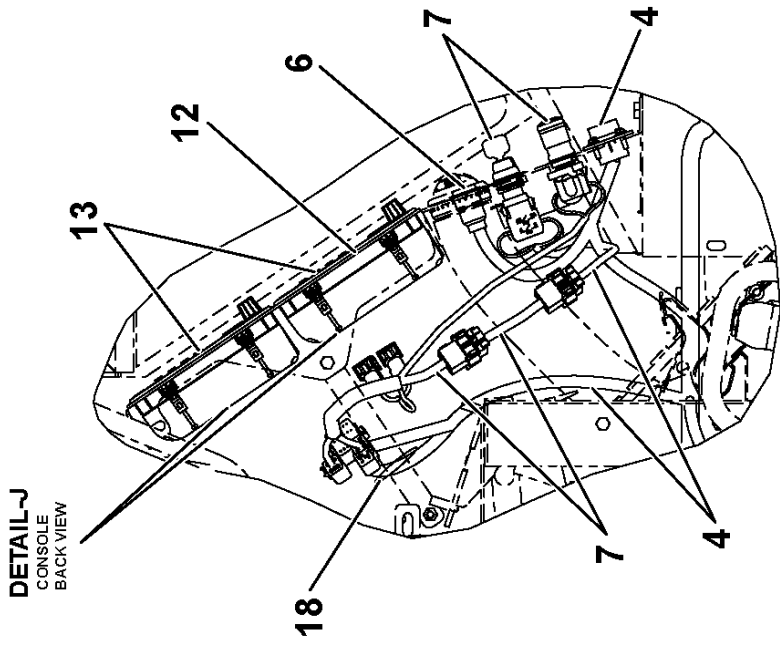


DETAIL-D
CAB CIRCULAR FAN

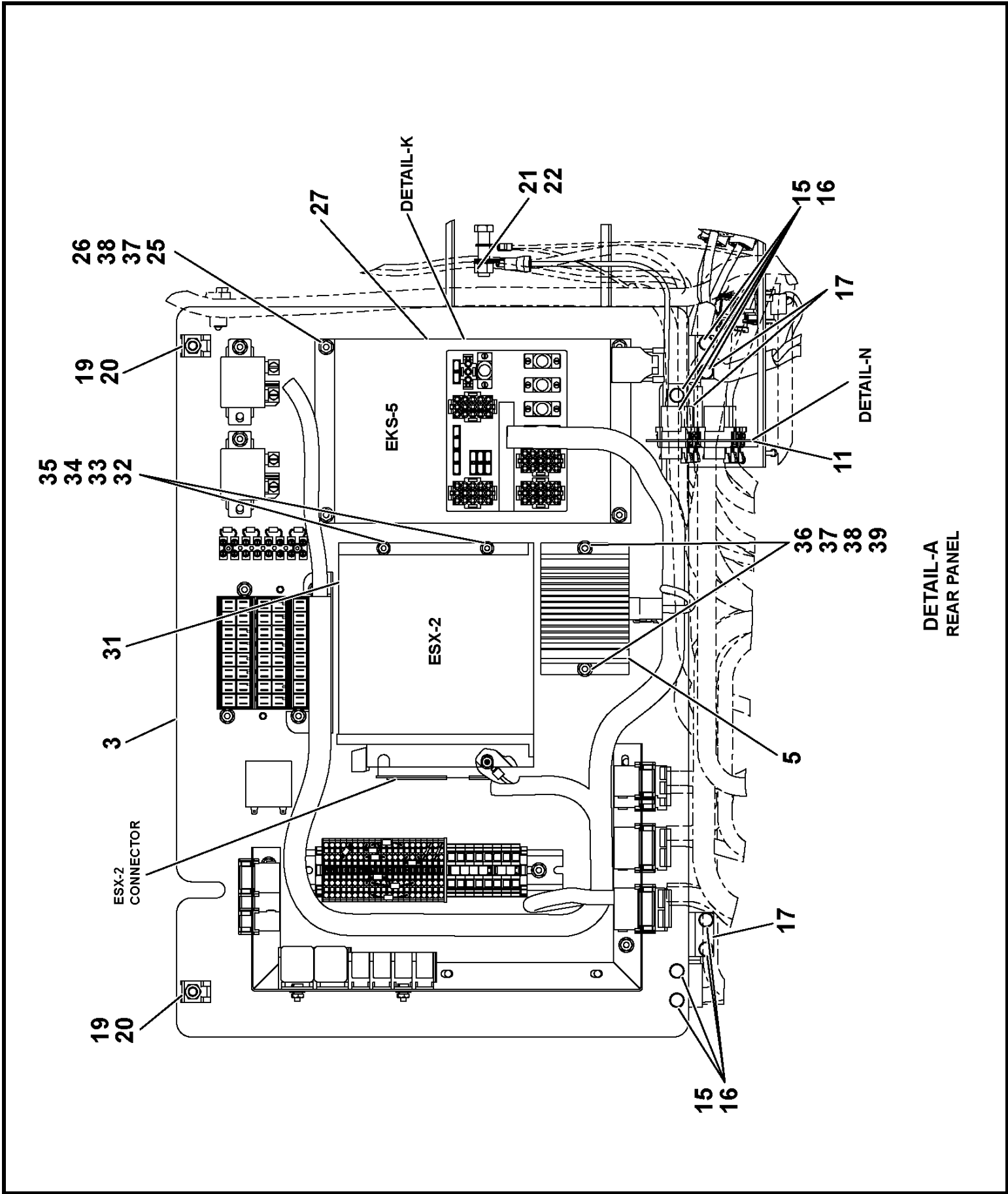


DETAIL-E
OVERHEAD CONSOLE

Manitowoc Cranes

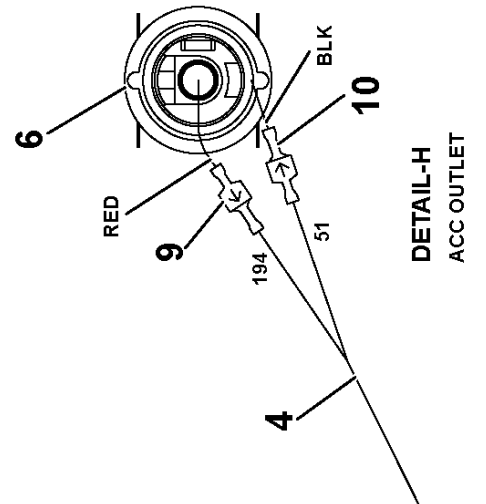
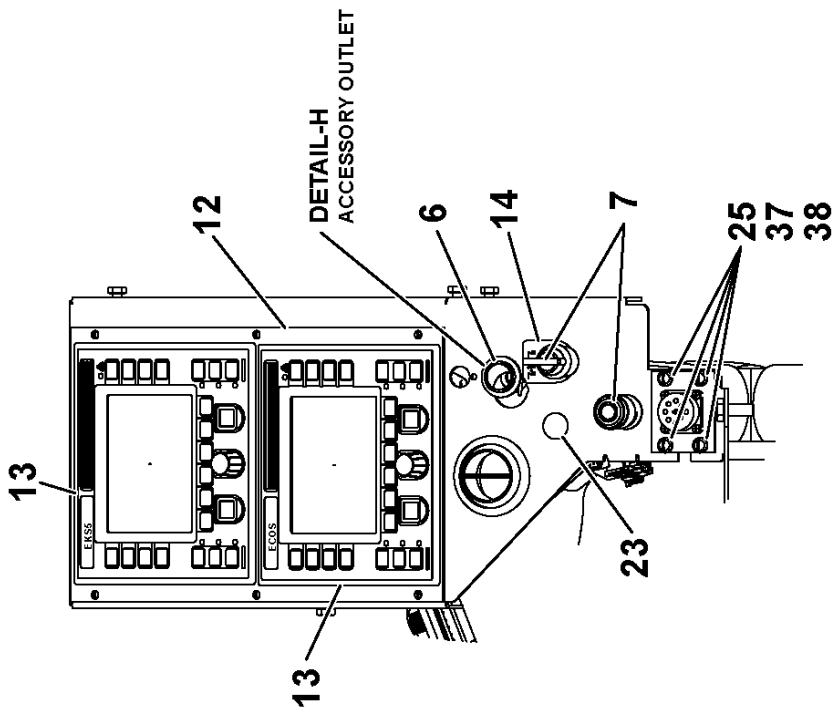
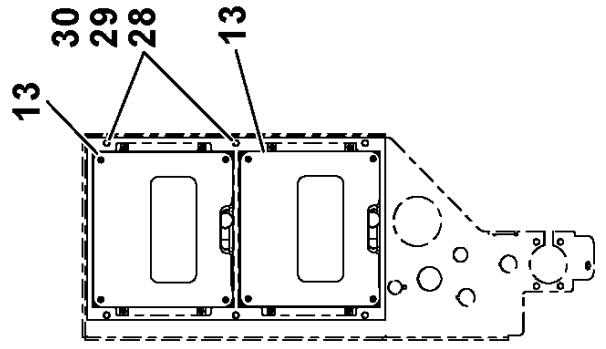
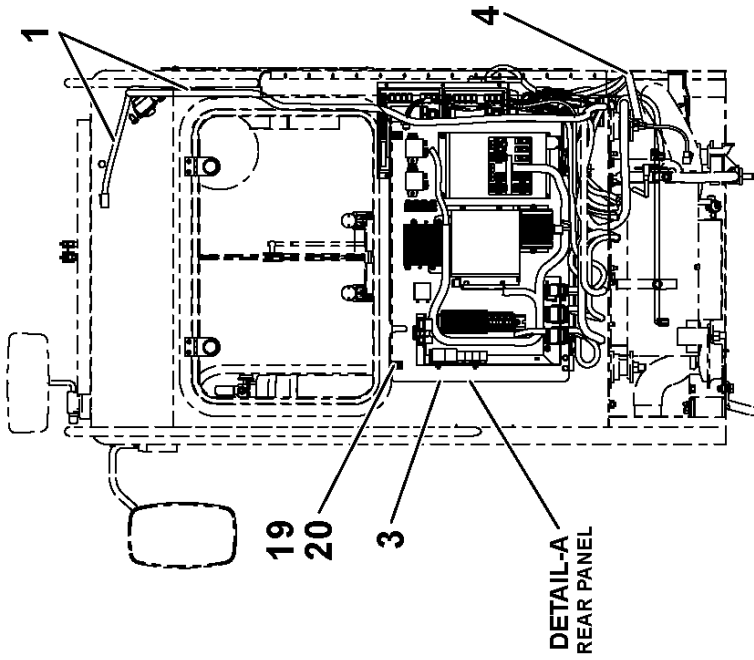


Manitowoc Cranes

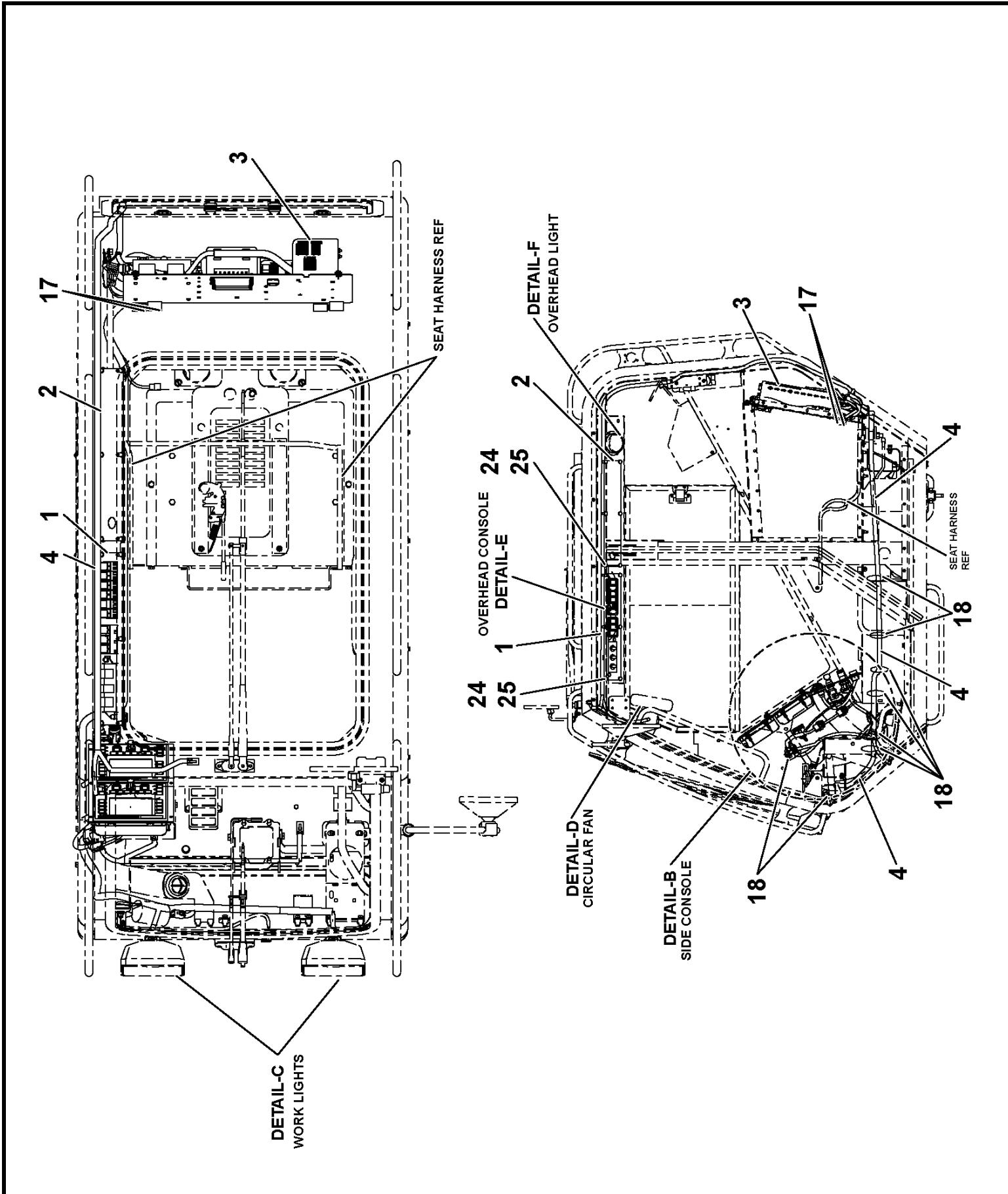


DETAIL-A
 REAR PANEL

Manitowoc Cranes



Manitowoc Cranes



80027540

(SHEET 1 OF 5)

Manitowoc Cranes

Description
ESI-SUPERSTRUCTURE CAB

Assembly No.
80027540
Revision: #

Item	FN	Part	Qty	Description
1	+	80027666	1	PANEL ASSY OVERHEAD CONSOLE
2		80016541	1	CONSOLE, OVERHEAD PANEL W/HOLE
3	+	80027561	1	PANEL ASSY FUSE AND RELAY
4	+	80026703	1	HARNESS ASSEMBLY-CAB
5	#	7356100022	1	CONVERTER, 12 AMP
6		7892000999	1	RECEPTACLE, 12 VOLT DASH MOUNT
7	+	80027505	1	HARNESS ASSEMBLY- FRONT CONSOLE PANEL
8		7242000015	1	PLUG
9		7345001746	5	TERMINAL, MALE 16 - 14 AWG
10		7345001744	2	TERMINAL, FEMALE 16 - 14 AWG
11		80002331	1	PLATE F&R CONNECTOR
12		80025184	1	PLATE
13		03135250	2	CONTROL UNIT (DISPLAY)
14		03067122	0	CARRIER FOR SYMBOL
15		7950140050	8	WASHER, LOCK 1/4"
16		7115140550	8	CAP SCREW, 1/4" - 20 N.C. X 5/8" GRADE 5
17		7519000198	2	HINGE, LEFT HAND NYLON LIFT OFF
18		7850000208	20	CABLE TIE, BLACK
19		7099001159	2	SCREW, THUMB
20		7659000287	2	NUT, RETAINING 5/16" - 18 N.C.
21		7660160000	1	NUT, HEX 3/8" - 16 N.C.
22		7950160350	1	WASHER, LOCK 3/8" I.D.
23		7242000007	1	BUTTON, PLUG 3/4"
24		7258001451	12	CAP, 1/4"
25		7101100610	20	SCREW, MACHINE 3/16" - 32 N.F. X 3/4" GRADE 1
26		7660101130	4	NUT, HEX 3/16" - 32 N.F.

+ SEE FURTHER BREAKDOWN THIS GROUP

SERVICED AS AN ASSEMBLY ONLY

Manitowoc Cranes

Description
ESI-SUPERSTRUCTURE CAB

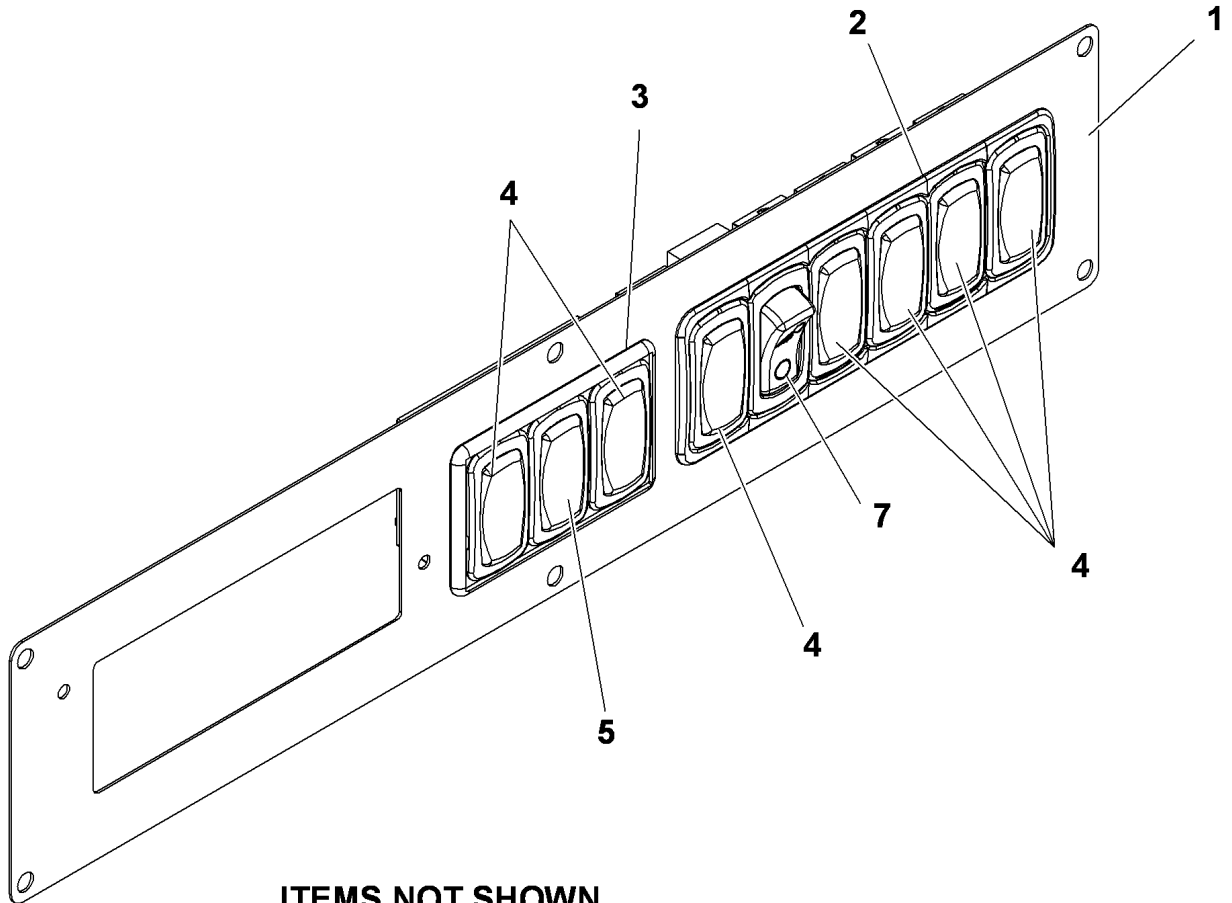
Assembly No.
80027540
 Revision: #

Item	FN	Part	Qty	Description
27		03329469	1	GRADE 1 CENTRAL UNIT
28		7429100008	6	NUT, #8-32NF WELL
29		7258001452	6	CAP #8
30		7111080610	6	SCREW, MACHINE 5/32" - 32 N.C. X 3/4" GRADE 1
31		03317911	1	OPERATING MECHANISM
32		7111080611	4	SCREW, SLOTTED MACHINE 5/32" - 32 N.C. X 3/4" GRADE 1
33		7950080141	4	FLATWASHER, 5/32" I.D.
34		7950080050	4	LOCKWASHER, 5/32" I.D.
35		7660081100	4	NUT, HEX 5/32" - 24 N.F. GRADE 1
36		7111100411	2	SCREW, MACHINE 3/16" - 24 N.C. X 1/2" GRADE 1
37		7950100141	10	WASHER, FLAT, #10
38		7950100050	10	WASHER, LOCK #10
39		7660101100	2	NUT, HEX 3/16" - 32 N.F. GRADE 1

Manitowoc Cranes

Notes

Manitowoc Cranes



ITEMS NOT SHOWN
NBR 6

Manitowoc Cranes

Description

PANEL ASSY OVERHEAD CONSOLE

Assembly No.

80027666

Revision: #

Item	FN	Part	Qty	Description
1		7679100529	1	PANEL, OVERHEAD CONSOLE
2		7364100182	1	BEZEL, L-SERIES 6 GANG LM6
3		7364100179	1	BEZEL, L-SERIES 3 GANG LM3
4		7242100005	7	PLUG, L SERIES LH1 PANEL
5		80019097	1	SWITCH L-SERIES SKYLIGHT WIPER
6	+	80026702	1	HARNES ASSEMBLY-OVERHEAD PANEL (CAB)
7		7872100192	1	SWITCH, WORK LIGHTS

+ SEE FURTHER BREAKDOWN THIS GROUP

Manitowoc Cranes

Notes

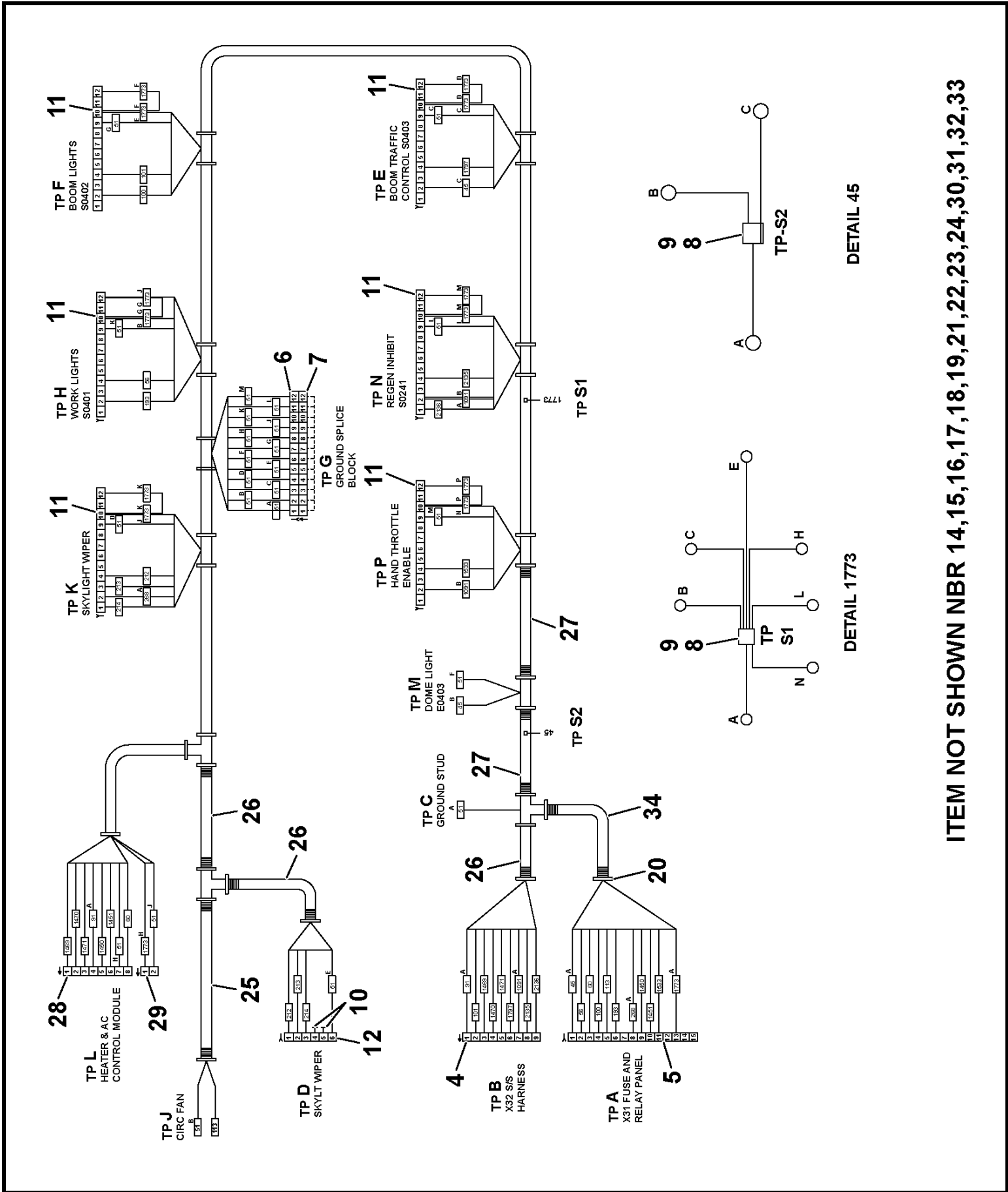
Manitowoc Cranes

WIRE NO	COLOR	TYPE	SAE SIZE	LENGTH	TP	B/M ITEM NO	REMARKS	TP	B/M ITEM NO	REMARKS
				TOTAL IN						
45A	WHITE	GXL	16	86	A	32	————	S2	STRIP	SEE DETAIL
45B	↑	↑	16	3	M	30	————	S2	STRIP	SEE DETAIL
45C	↑	↑	16	31	E	17	————	S2	STRIP	SEE DETAIL
51A	↑	↑	14	104	C	33	————	G	14	————
51B	↑	↑	18	34	J	22	————	G	16	————
51C	↑	↑	18	10	E	18	————	G	16	————
51D	↑	↑	18	10	K	18	————	G	16	————
51E	↑	↑	16	20	D	16	————	G	16	————
51F	↑	↑	18	34	M	21	————	G	16	————
51G	↑	↑	18	9	F	18	————	G	16	————
51H	↑	↑	18	16	L	15	————	G	16	————
51J	↑	↑	18	16	L	15	————	G	16	————
51K	↑	↑	18	8	H	18	————	G	16	————
51L	↑	↑	18	11	N	18	————	G	16	————
51M	↑	↑	18	13	G	16	————	P	18	————
56	↑	↑	16	119	A	32	————	H	17	————
60	↑	↑	16	129	L	15	————	A	32	————
91A	↑	↑	18	111	L	15	————	B	23	————
100	↑	↑	14	118	A	32	————	F	17	————
101	↑	↑	14	100	B	24	————	F	17	————
113	↑	↑	18	147	A	31	————	J	19	————
193	↑	↑	16	119	A	32	————	H	17	————
212	↑	↑	16	18	D	16	————	K	17	————
213	↑	↑	16	18	D	16	————	K	17	————
214	↑	↑	16	18	K	17	————	D	16	————
268A	↑	↑	16	123	A	32	————	K	17	————
1091A	↑	↑	18	98	B	23	————	N	STRIP	CRIMP W/1091B
1091B	↑	↑	18	10	P	18	————	N	17	CRIMP W/1091B
1450	↑	↑	18	129	L	15	————	A	31	————
1451	↑	↑	18	129	L	15	————	A	31	————
1469	↑	↑	18	111	L	15	————	B	23	————
1470	↑	↑	18	111	L	15	————	B	23	————
1471	↑	↑	18	111	L	15	————	B	23	————
1533	↑	↑	18	114	A	31	————	P	18	————
1773A	↑	↑	16	111	A	32	————	S1	STRIP	SEE DETAIL
1773B	↑	↑	18	8	H	17	CRIMP W/1773G	S1	STRIP	SEE DETAIL
1773C	↑	↑	18	6	E	17	CRIMP W/1773D	S1	STRIP	SEE DETAIL
1773D	↑	↑	18	4	E	STRIP	CRIMP W/1773C	E	18	————
1773E	↑	↑	18	7	F	17	CRIMP W/1773F	S1	STRIP	SEE DETAIL
1773F	↑	↑	18	4	F	18	————	F	STRIP	CRIMP W/1773E
1773G	↑	↑	18	4	H	STRIP	CRIMP W/1773J	H	STRIP	CRIMP W/1773B
1773H	↑	↑	18	18	L	15	————	S1	STRIP	SEE DETAIL
1773J	↑	↑	18	12	K	STRIP	CRIMP W/1773K	H	17	CRIMP W/1773G
1773K	↑	↑	18	4	K	18	————	K	17	CRIMP W/1773J
1773L	↑	↑	18	5	N	STRIP	CRIMP W/1773M	S1	STRIP	SEE DETAIL
1773M	↑	↑	18	4	N	17	CRIMP W/1773L	N	18	————
1773N	↑	↑	18	5	P	STRIP	CRIMP W/1773P	S1	STRIP	SEE DETAIL
1773P	↑	↑	18	4	P	17	CRIMP W/1773N	P	18	————
1797	↑	↑	16	99	B	24	————	E	17	————
2135	↑	↑	18	98	B	23	————	N	18	————
2136	WHITE	GXL	18	98	B	23	————	N	18	————

80026702

(SHEET 2 OF 2)

Manitowoc Cranes



DETAIL 45

DETAIL 1773

ITEM NOT SHOWN NBR 14,15,16,17,18,19,21,22,23,24,30,31,32,33

Manitowoc Cranes

Description

HARNESS ASSEMBLY-OVERHEAD PANEL (CAB)

Assembly No.

80026702

Revision: **A**

Item	FN	Part	Qty	Description
4		03327154	1	TIMER HOUSING
5		03041332	1	TIMER HOUSING 1-967623-6 15SOC
6		7709000846	1	PLUG, 12 SOCKET
7		7892001036	1	RECEPTACLE, SPLICE BLOCK
8		7892000195	2	PARALLEL, NON - INSULATED 12 - 10 AWG
9		8594100256	3	TUBING, HEAT SHRINK 1/4" I.D. LINER, MELTABLE (QUANTITY IN FEET)
10		7689000503	2	PLUG, SEALING 16 - 12 AWG
11		7364100184	6	CONNECTOR, L-SERIES SWITCHES
12		7709000883	1	PLUG 6 SOCKET
14		7826000087	1	SOCKET, 16-14 GA
15		7689001782	9	PIN, 18 - 16 GAGE
16		7826000626	15	SOCKET, 16 - 18 AWG
17		7892100058	18	TERMINAL, FM MP 630 SERIES
18		7892100059	16	TERMINAL, FM MP 630 SERIES
19		7345001444	1	TERMINAL, FEMALE
20		7850000208	28	CABLE TIE, BLACK
21		7345211401	1	TERMINAL 22 - 18 AWG
22		7345001446	1	TERMINAL, MALE 22 - 18 AWG
23		03318969	8	CONTACT SPRING BAND
24		03318970	2	CONTACT SPRING BAND
25		8594000019	2	FLEXGUARD, 1/4" I.D. (QUANTITY IN FEET)
26		8594000006	2	FLEXGUARD - .350" I.D. (QUANTITY IN FEET)
27		8594000004	8	FLEXGUARD - .500" I.D. (QUANTITY IN FEET)
28		7892000950	1	RECEPTACLE, 8 PIN
29		7892000949	1	RECEPTACLE, 2 PIN

Manitowoc Cranes

Description

HARNESS ASSEMBLY-OVERHEAD PANEL (CAB)

Assembly No.

80026702

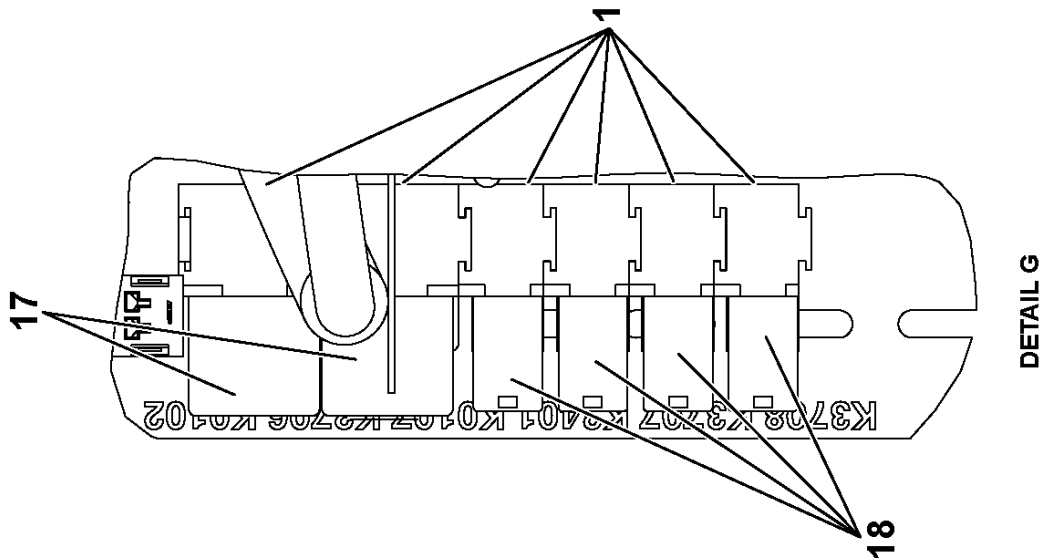
Revision: **A**

Item	FN	Part	Qty	Description
30		7345001744	1	TERMINAL, FEMALE 16 - 14 AWG
31		80013074	4	JPT - AMP
32		80013076	7	JPT - AMP
33		7345241701	1	TONGUE, INSULATED RING
34		8594000005	2	FLEXGUARD - .413" I.D. (QUANTITY IN FEET)

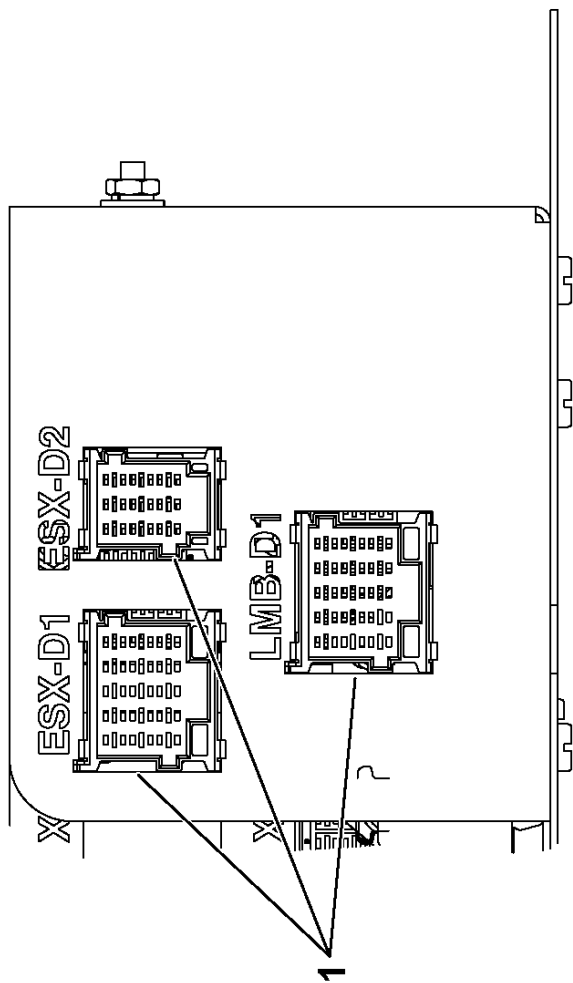
Manitowoc Cranes

Notes

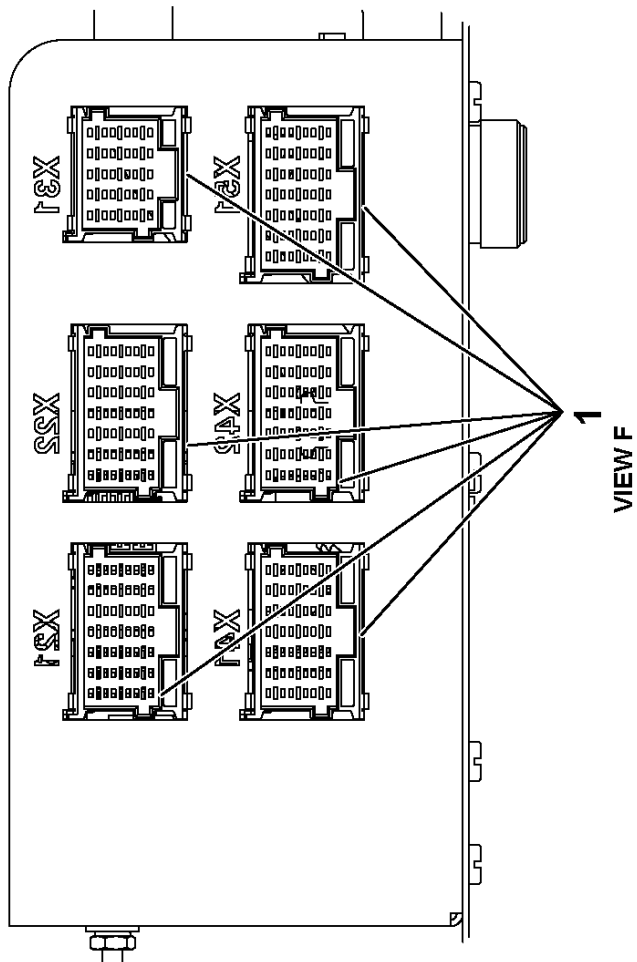
Manitowoc Cranes



DETAIL G

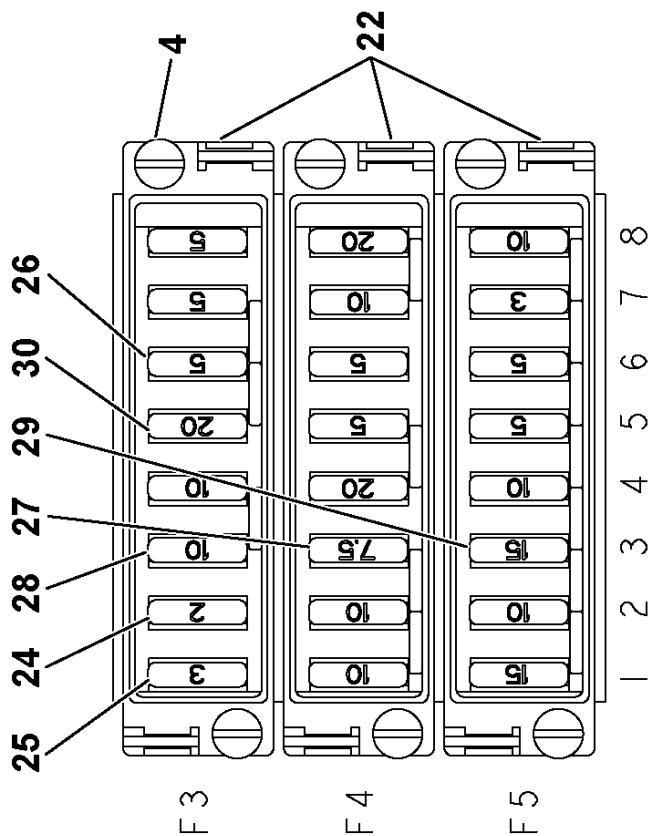


DETAIL E



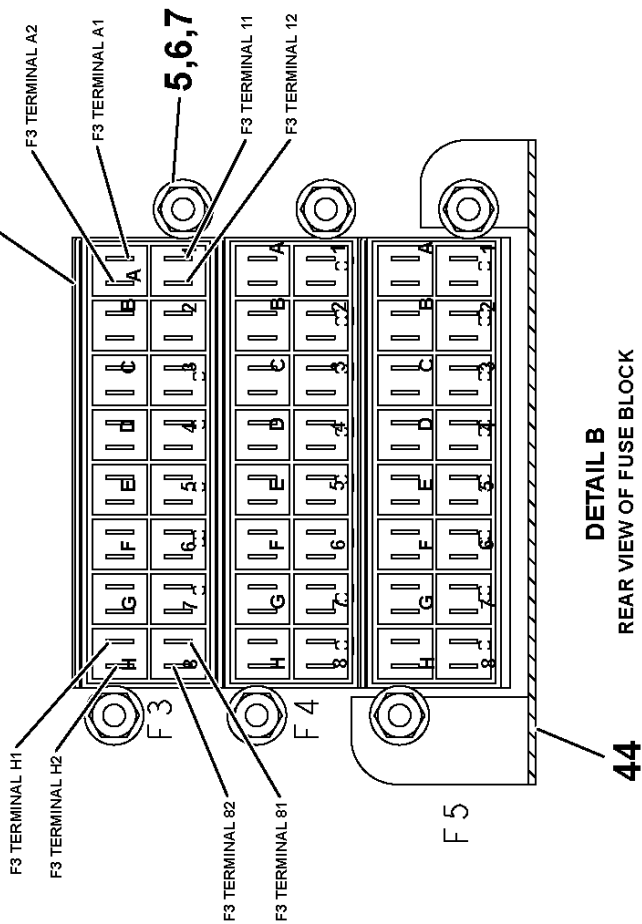
VIEW F

Manitowoc Cranes



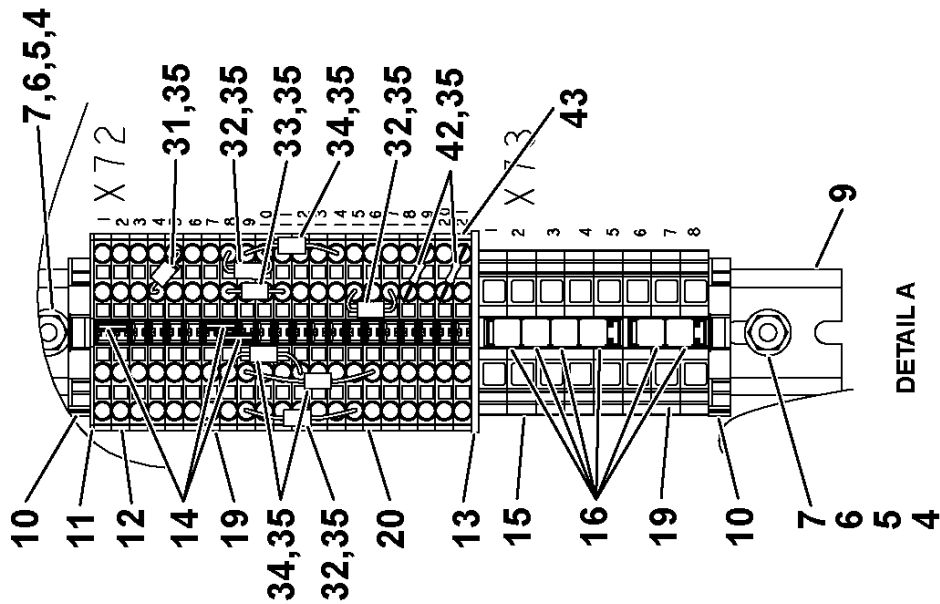
VIEW C

FRONT VIEW OF FUSE BLOCK

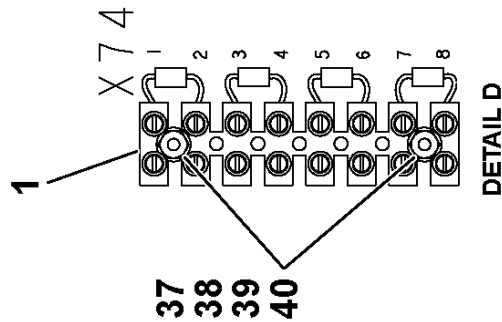


DETAIL B

REAR VIEW OF FUSE BLOCK

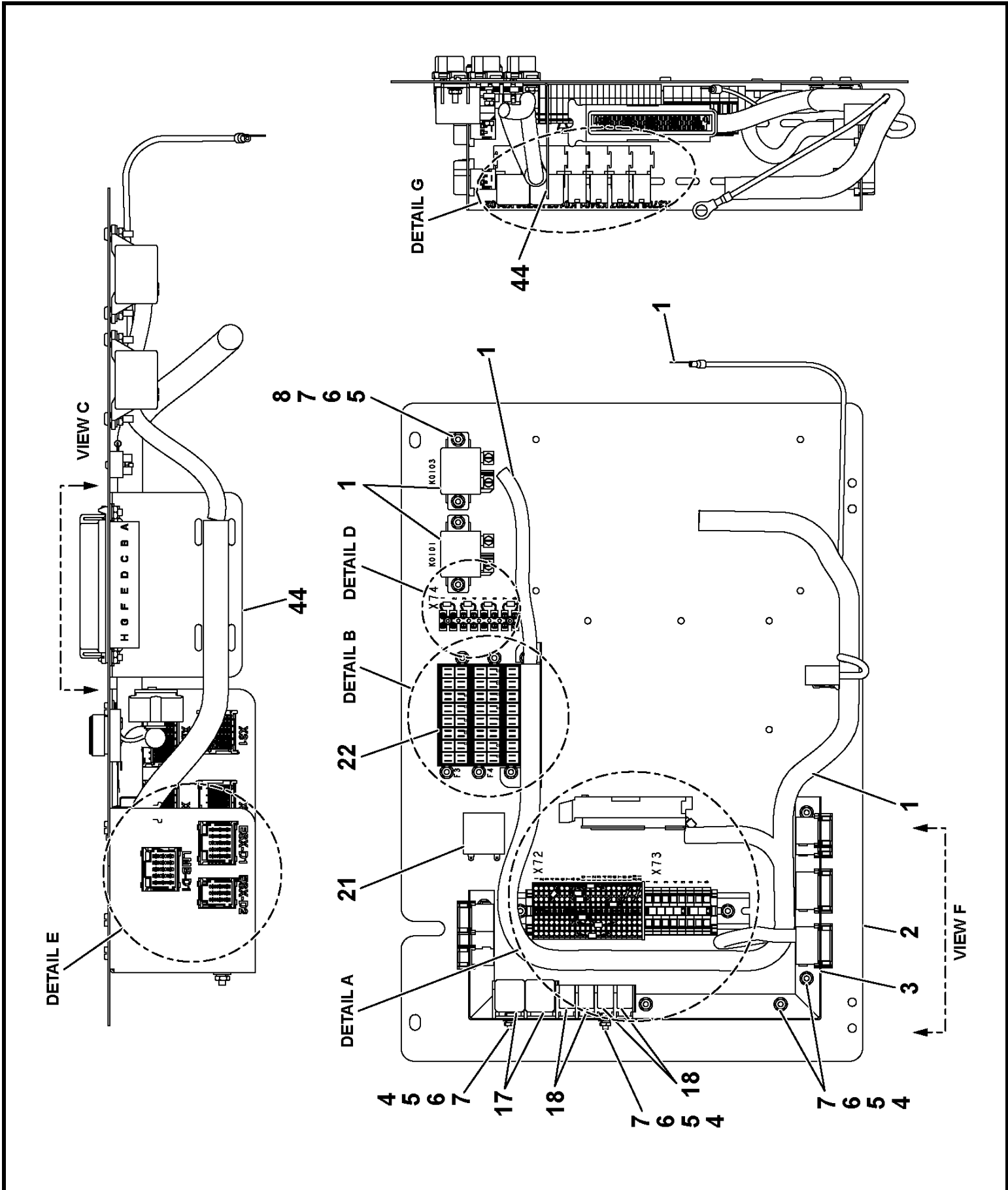


DETAIL A



DETAIL D

Manitowoc Cranes



80027561

(SHEET 1 OF 3)

Manitowoc Cranes

Description
PANEL ASSY FUSE AND RELAY

Assembly No.
80027561
 Revision: **B**

Item	FN	Part	Qty	Description
1	+	80026704	1	HARNES ASSEMBLY- FUZE & RELAY PANEL (CAB)
2		80026852	1	PLATE, CAB FUZE AND MODULE
3		80027562	1	PLATE, CAB RELAY
4		7111100411	16	SCREW, MACHINE 3/16" - 24 N.C. X 1/2" GRADE 1
5		7950100141	20	WASHER, FLAT, #10
6		7950100050	20	WASHER, LOCK #10
7		7660101100	20	NUT, HEX 3/16" - 32 N.F. GRADE 1
8		7111100611	4	SCREW, MACHINE 3/16" - 24 N.C. X 3/4" GRADE 1
9		6730100007	1	RAIL, MOUNTING
10		01205297	2	END ANGLE
11		03323141	1	STOP PLATE
12		03323139	21	LINE UP TERMINAL
13		03323279	1	INSULATING WALL
14		03323140	3	CONN DOUBLE
15		02315698	8	LINE UP TERMINAL
16		02315699	6	JUMPER
17		7750000710	2	RELAY, 24 VOLT
18		7750000737	4	RELAY, 24 VOLT
19		03323615	1	NAMEPLATE 793-502 WAG
20		03324496	1	NAMEPLATE
21		7025000821	1	ALARM, FAST PULSE BUZZER
22		03056193	3	FUZE STRIP
24		7482000567	1	FUZE, 2 AMP
25		7482000037	2	FUZE, 3 AMP
26		7482000035	7	FUZE, 5 AMP
27		7482000034	1	FUZE, 7.5 AMP
28		7482000033	8	FUZE, 10 AMP
29		7482000032	2	FUZE, 15 AMP
30		7482000031	3	FUZE, 20 AMP

+ SEE FURTHER BREAKDOWN THIS GROUP

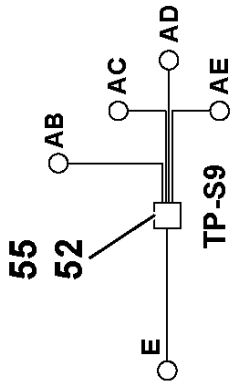
Manitowoc Cranes

Description
PANEL ASSY FUSE AND RELAY

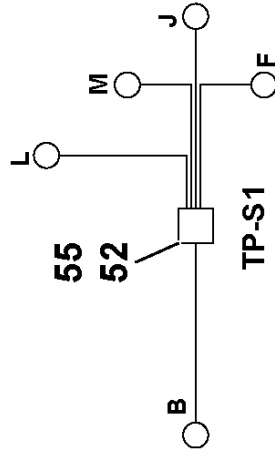
Assembly No.
80027561
 Revision: **B**

Item	FN	Part	Qty	Description
31		03320236	1	BELLMOUTH
32		03320309	3	RESISTANCE
33		03320311	1	RESISTANCE
34		03320312	3	Vishay 4K 00 R 0.4W 1%
35		8594100268	2	TUBING, SHRINKABLE
37		7111040611	2	SCREW, MACHINE 7/64" - 40 N.C. X 3/4" GRADE 1
38		7950040141	2	WASHER, 7/64" I.D.
39		7950040050	2	LOCKWASHER, 7/64" I.D.
40		7660041100	2	NUT, HEX 7/64" - 40 N.C. GRADE 1
42		7557000680	2	RESISTOR, 121 OHMS
43		03327164	1	PLATE
44		80031632	1	BRACKET-STRAIN RELIEF

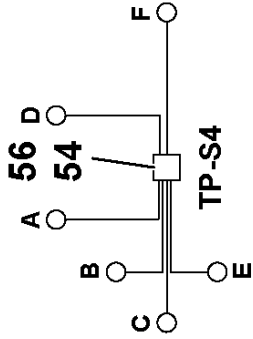
Manitowoc Cranes



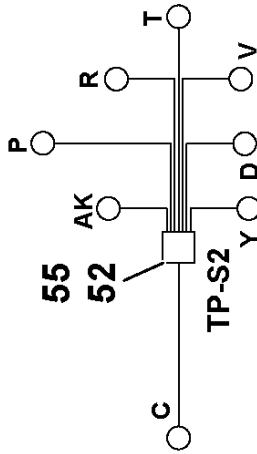
DETAIL 51



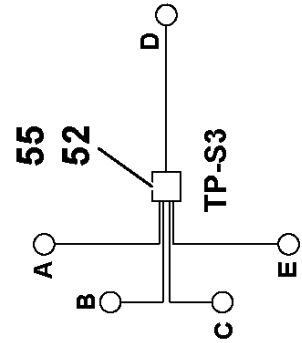
DETAIL 51



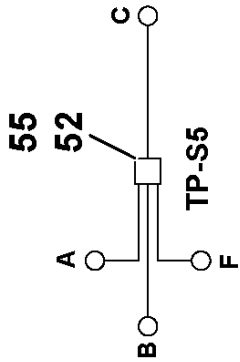
DETAIL 1791



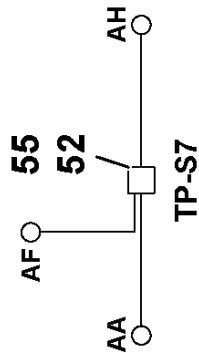
DETAIL 51



DETAIL 1773



DETAIL 1763



DETAIL 51

Manitowoc Cranes

WIRE NO	COLOR	SAE SIZE	LENGTH	TP	B/M ITEM NO	REMARKS	TP	B/M ITEM NO	REMARKS
			TOT IN						
1776B	WHITE GXL	18	28	X51	22	_____	X72	36	_____
1779A	PINK TXL	18	41	AA	48,50	_____	X72	36	_____
1779B	WHITE GXL	18	28	X51	22	_____	X72	36	_____
1782	PINK TXL	18	41	AA	48,50	_____	X72	36	_____
1783	PINK TXL	18	41	AA	48,50	_____	X72	36	_____
1784A	PINK TXL	18	41	AA	48,50	_____	X72	36	_____
1784B	WHITE GXL	18	28	X51	22	_____	X72	36	_____
1788A	PINK TXL	18	41	AA	48,50	_____	X72	36	_____
1788B	WHITE GXL	18	28	X51	22	_____	X72	36	_____
1791A	↑	16	9	BH	45,33	_____	S4	STRIP	SEE DETAIL
1791B		16	9	BH	45,33	_____	S4	STRIP	SEE DETAIL
1791C		16	8	BH	45,33	_____	S4	STRIP	SEE DETAIL
1791D		16	20	BC	31	_____	S4	STRIP	SEE DETAIL
1791E		16	19	BK	40	_____	S4	STRIP	SEE DETAIL
1791F		16	33	X42	21	_____	S4	STRIP	SEE DETAIL
1793A		18	25	X21	22	_____	X72	36	_____
1793B		18	17	BA	32	_____	X72	36	_____
1793C		18	17	X42	21	_____	X21	21	_____
1794	↓	16	29	BH	45,33	_____	BC	31	_____
1795	WHITE GXL	16	29	BH	45,33	_____	BC	31	_____
1819	PINK TXL	20	40	X42	22	_____	AG	30	_____
1883A	WHITE GXL	20	33	X42	22	_____	BF	STRIP	CRIMP W/1883B
1883B	↑	20	13	BL	STRIP	NO TERM	BF	22	CRIMP W/1883A
1884A	↓	20	33	X42	22	_____	BF	STRIP	CRIMP W/1884B
1884B	WHITE GXL	20	13	BL	STRIP	NO TERM	BF	22	CRIMP W/1884A
1897	PINK TXL	18	41	AA	48,50	_____	BB	32	_____
2162	WHITE GXL	18	51	AF	29	_____	BA	31	_____
2278	↑	18	24	X21	21	_____	BA	32	_____
2279		18	42	AF	29	_____	X41	21	_____
2281		18	17	X42	21	_____	X21	21	_____
2282		18	17	X42	21	_____	X21	21	_____
2284	↓	18	17	X42	21	_____	X21	21	_____
2285	WHITE GXL	18	17	X42	21	_____	X21	21	_____
2286	PINK TXL	18	32	AA	48,50	_____	X21	21	_____
J1	WHITE GXL	18	3	AB	29	_____	AB	29	_____

Manitowoc Cranes

WIRE NO	COLOR	SAE SIZE	LENGTH	TP	B/M ITEM NO	REMARKS	TP	B/M ITEM NO	REMARKS
			TOT IN						
1721A	PINK TXL	18	57	AA	49,51	————	BH	STRIP	CRIMP W/1721B
1721B	PINK TXL	18	30	BH	45,33	CRIMP W/1721A	X72	36	————
1724A	WHITE GXL	16	30	BH	45,33	————	X72	38	————
1724B	PINK TXL	18	41	AA	48,50	————	X72	36	————
1724C	↑	18	41	AA	48,50	————	X72	36	————
1724D	↓	18	41	AA	48,50	————	X72	36	————
1727A		18	41	AA	48,50	————	X72	36	————
1727B	PINK TXL	18	41	AA	48,50	————	X72	36	————
1730F	WHITE GXL	20	5	BE	22	————	BF	22	————
1731F	WHITE GXL	20	5	BE	22	————	BF	22	————
1741	PINK TXL	20	42	X41	22	————	AG	30	————
1742	↑	20	43	X41	22	————	AH	30	————
1745	↓	20	43	X41	22	————	AH	30	————
1746		20	64	AC	30	————	BE	22	————
1747	PINK TXL	20	64	AC	30	————	BE	22	————
1748C	WHITE GXL	20	20	X72	66	————	BE	SEE CABLE	DETAIL EKS5
1749C	WHITE GXL	20	20	X72	66	————	BE	SEE CABLE	DETAIL EKS5
1750	PINK TXL	20	64	AC	30	————	BE	22	————
1751	PINK TXL	20	64	AC	30	————	BE	22	————
1752	WHITE GXL	18	42	X41	22	————	AF	29	————
1753	↑	18	42	X41	22	————	AE	29	————
1758	↓	16	73	AD	29	————	BH	45,33	————
1759A		18	57	AB	29	————	X72	36	————
1759B	WHITE GXL	18	26	X42	22	————	X72	36	————
1760A	PINK TXL	20	60	AJ	30	————	BE	STRIP	CRIMP W/1760B
1760B	↑	20	20	X72	66	————	BE	21	CRIMP W/1760A
1761A	↓	20	60	AJ	30	————	BE	STRIP	CRIMP W/1761B
1761B	PINK TXL	20	20	X72	66	————	BE	21	CRIMP W/1761A
1762A	WHITE GXL	18	51	AF	29	CRIMP W/1762B	BA	31	————
1762B	↑	18	3	AF	29	————	AF	29	CRIMP W/1762A
1763A		18	43	AB	29	————	S5	STRIP	SEE DETAIL
1763B		18	11	X21	22	————	S5	STRIP	SEE DETAIL
1763C		18	13	BA	32	CRIMP W/1763D	S5	STRIP	SEE DETAIL
1763D		18	4	BA	STRIP	CRIMP W/1763C	BA	31	CRIMP W/1763E
1763E		18	20	BA	STRIP	CRIMP W/1763D	BC	31	————
1763F		18	12	X42	22	————	S5	STRIP	SEE DETAIL
1764		20	41	X21	22	————	BH	34,33	————
1765		16	41	X21	21	————	BH	45,33	————
1773A		20	20	X21	22	————	S3	STRIP	SEE DETAIL
1773B		20	24	X31	STRIP	CRIMP W/1773F	S3	STRIP	SEE DETAIL
1773C		20	23	X51	22	————	S3	STRIP	SEE DETAIL
1773D		20	5	BB	32	————	S3	STRIP	SEE DETAIL
1773E	↓	20	25	BH	34,33	————	S3	STRIP	SEE DETAIL
1773F	WHITE GXL	18	17	X31	22	CRIMP W/1773B	X42	21	————
1774	PINK TXL	18	27	X51	22	————	AA	48,50	————
1775	PINK TXL	18	27	X51	22	————	AA	48,50	————
1776A	PINK TXL	18	41	AA	48,50	————	X72	36	————

80026704

(SHEET 10 OF 12)

Manitowoc Cranes

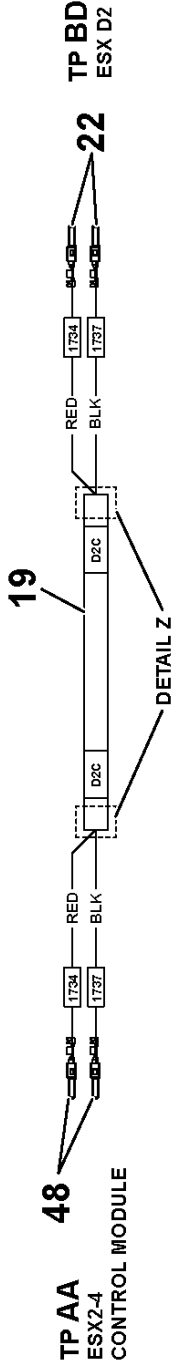
WIRE NO	COLOR	SAE SIZE	LENGTH	TP	B/M ITEM NO	REMARKS	TP	B/M ITEM NO	REMARKS
			TOT IN						
60A	WHITE GXL	14	44	X31	21	————	BH	33,45	————
68A	WHITE GXL	16	41	X22	21	————	BH	45,33	————
97A	PINK TXL	18	30	X22	22	————	AA	48,50	————
98A	WHITE GXL	18	31	BB	31	————	BH	34,33	————
99A	↑	18	24	X41	22	————	BB	31	————
100		14	43	X31	21	————	BH	45,33	————
112A		14	44	BK	40	————	X73	64	————
112B		16	30	BC	31	————	X73	64	CRIMP W/112F
112C		10	33	BH	67,68	————	X73	65	————
112D		10	34	BH	67,68	————	X73	65	————
112E		12	41	BJ	41	————	X73	65	————
112F		18	23	X22	22	————	X73	STRIP	CRIMP W/112B
112G		12	33	BH	67,68	————	X73	65	————
113		16	43	X31	21	————	BH	45,33	————
193		14	43	X31	21	————	BH	45,33	————
194A		18	26	AM	23	————	X22	21	CRIMP W/194B
194B	↓	18	27	X22	STRIP	CRIMP W/194A	BB	31	————
268C	WHITE GXL	16	43	BH	45,33	————	X31	21	————
504	PINK TXL	18	30	X22	22	————	AA	48,50	————
601A	WHITE GXL	18	27	X41	22	————	BC	STRIP	CRIMP W/601B
601B	WHITE GXL	18	30	X22	22	————	BC	31	CRIMP W/601A
630	WHITE GXL	20	17	X51	22	————	X22	22	————
631	PINK TXL	18	27	X51	22	————	AA	48,50	————
709	PINK TXL	18	30	X22	22	————	AA	48,50	————
720	WHITE GXL	20	43	X51	22	————	BH	34,33	————
787	PINK TXL	18	30	X22	22	————	AA	48,50	————
799A	PINK TXL	18	27	X51	22	————	AA	48,50	————
849	WHITE GXL	16	43	X22	21	————	BH	45,33	————
800	PINK TXL	18	27	X51	22	————	AA	48,50	————
1269	PINK TXL	18	49	AA	48,50	————	BG	28	————
1312	WHITE GXL	16	52	AM	23	————	BH	45,33	————
1450A	↑	18	29	X31	22	————	BB	STRIP	CRIMP W/1450B
1450B	↓	18	27	X22	22	————	BB	31	CRIMP W/1450A
1451	WHITE GXL	18	18	X31	22	————	X22	22	————
1533	WHITE GXL	18	18	X31	22	————	X22	22	————
1634	PINK TXL	18	30	X22	22	————	AA	48,50	————
1652B	WHITE GXL	18	19	X51	22	————	X21	STRIP	SEE CABLE SB
1688A	↑	20	43	X21	22	————	BH	45,33	CRIMP W/1688B
1688B	↓	20	25	BF	22	————	BH	STRIP	CRIMP W/1688A
1704	WHITE GXL	20	44	X51	22	————	BH	34,33	————
1705	PINK TXL	18	27	X51	22	————	AA	48,50	————
1706	PINK TXL	18	27	X51	22	————	AA	48,50	————
1709A	WHITE GXL	20	28	X51	22	————	X72	66	————
1709B	PINK TXL	18	41	AA	48,50	————	X72	36	————
1709C	WHITE GXL	20	25	X21	22	————	X72	66	————
1715	PINK TXL	18	57	AA	48,50	————	BH	34,33	————
1718	PINK TXL	18	57	AA	48,50	————	BH	34,33	————

Manitowoc Cranes

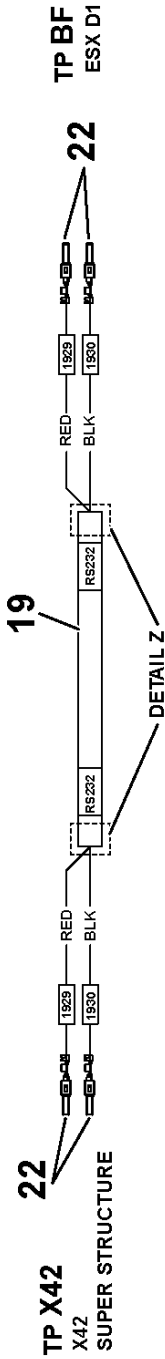
WIRE NO	COLOR	SAE SIZE	LENGTH	TP	B/M ITEM NO	REMARKS	TP	B/M ITEM NO	REMARKS
			TOT IN						
6A	WHITE GXL	14	20	X41	21	————	X73	64	————
6B	↑	14	20	X41	21	————	X73	64	————
6C	↓	14	20	X41	21	————	X73	64	————
6D	WHITE GXL	14	20	X41	21	————	X73	64	————
12	PINK TXL	18	30	X22	22	————	AA	48,50	————
35A	WHITE GXL	18	50	X22	22	————	BJ	42	CRIMP W/35B
35B	↑	18	9	BJ	STRIP	CRIMP W/35A	BK	43	————
38A		16	42	X22	21	————	BH	45,33	————
38B		16	39	X41	21	————	BH	45,33	————
40A		14	17	BH	STRIP	CRIMP W/40B	BJ	41	CRIMP W/40B
40B		14	17	BH	67,68	CRIMP W/40B	BJ	STRIP	CRIMP W/40A
43A		20	32	X72	66	————	BH	33,34	————
43B		20	27	X72	66	————	X22	22	————
43C		20	28	X72	66	————	X51	22	————
45		16	44	X31	21	————	BH	45,33	————
51A		10	49	AN	27	————	X73	65	————
51B		18	8	S1	STRIP	SEE DETAIL	X73	64	CRIMP W/51AJ
51C		18	16	S2	STRIP	SEE DETAIL	X73	64	CRIMP W/51E
51D		18	25	BJ	42	CRIMP W/51W	S2	STRIP	SEE DETAIL
51E		16	33	S9	STRIP	SEE DETAIL	X73	STRIP	CRIMP W/51C
51F		18	9	S1	STRIP	SEE DETAIL	BA	32	CRIMP W/51G
51G		18	4	BA	STRIP	CRIMP W/51F	BA	32	CRIMP W/51H
51H		18	4	BA	STRIP	CRIMP W/51G	BA	STRIP	CRIMP W/51AL
51J		18	10	S1	STRIP	SEE DETAIL	BB	32	CRIMP W/51K
51K		18	4	BB	STRIP	CRIMP W/51J	BB	32	————
51L		18	10	S1	STRIP	SEE DETAIL	X72	36	SEE DETAIL
51M		18	13	S1	STRIP	SEE DETAIL	BC	31	CRIMP W/51N
51N		18	4	BC	STRIP	CRIMP W/51M	BC	31	————
51P		18	9	S2	STRIP	SEE DETAIL	BD	22	————
51R		18	9	S2	STRIP	SEE DETAIL	BD	22	————
51T		18	8	S2	STRIP	SEE DETAIL	BE	22	————
51V		18	9	S2	STRIP	SEE DETAIL	BF	22	————
51W		18	9	BJ	STRIP	CRIMP W/51D	BK	43	————
51Y	↓	18	9	S2	STRIP	SEE DETAIL	BD	22	————
51AA	WHITE GXL	14	4	AM	24	————	S7	STRIP	SEE DETAIL
51AB	PINK TXL	20	9	S9	STRIP	SEE DETAIL	AL	30	————
51AC	PINK TXL	20	9	S9	STRIP	SEE DETAIL	AL	30	————
51AD	PINK TXL	20	21	S9	STRIP	SEE DETAIL	AC	30	————
51AE	WHITE GXL	16	20	S9	STRIP	SEE DETAIL	AD	29	————
51AF	↑	14	4	AM	24	————	S7	STRIP	SEE DETAIL
51AG	↓	16	34	AP	26	————	X73	64	————
51AH	WHITE GXL	14	29	S7	STRIP	SEE DETAIL	X73	64	————
51AJ	PINK TXL	18	37	AA	48,50	————	X73	STRIP	CRIMP W/51B
51AK	WHITE GXL	18	10	S2	STRIP	SEE DETAIL	BG	28	————
51AL	WHITE GXL	18	4	BA	32	————	BA	32	CRIMP W/51H
52	PINK TXL	18	30	X22	22	————	AA	48,50	————
56	WHITE GXL	18	18	X22	22	————	X31	22	————

80026704

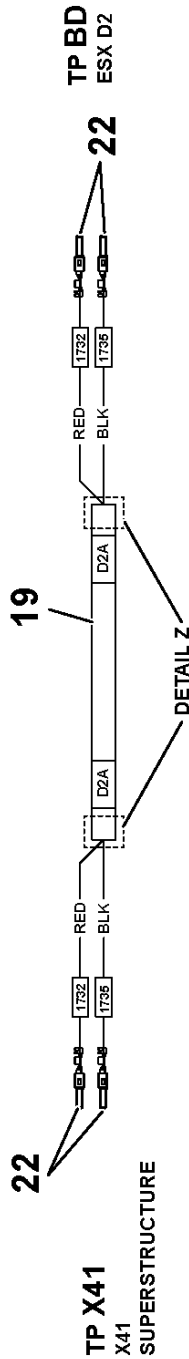
(SHEET 8 OF 12)



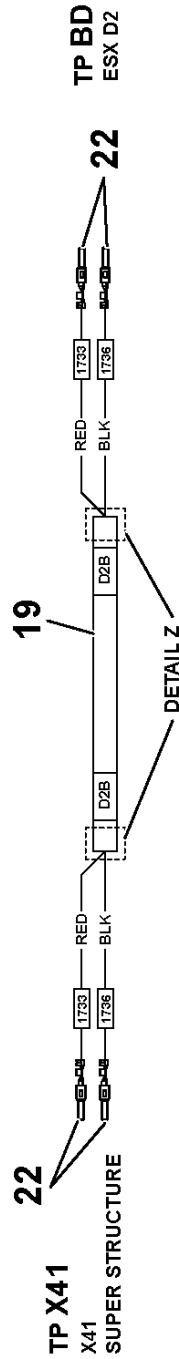
CABLE DETAIL D2C



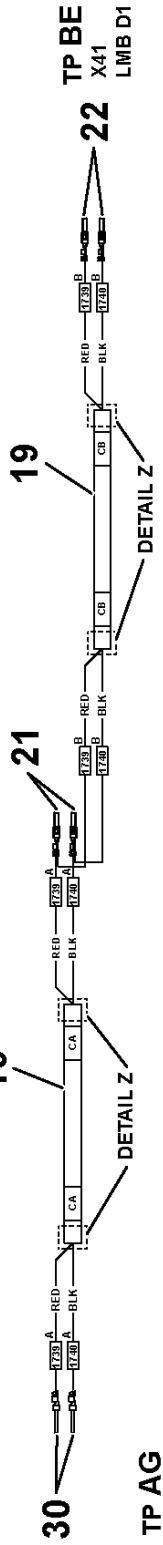
CABLE DETAIL RS232



CABLE DETAIL D2A

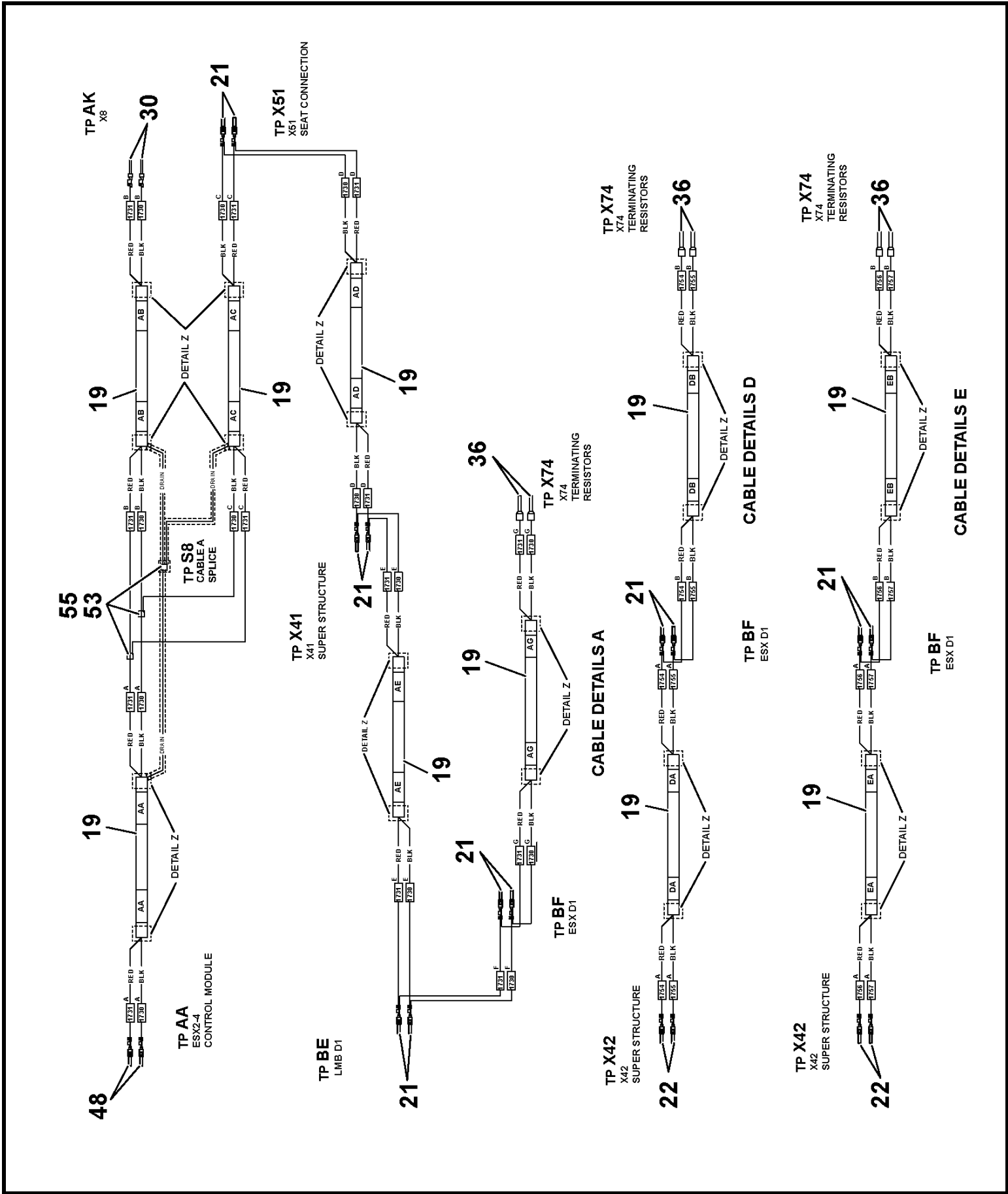


CABLE DETAIL D2B



CABLE DETAILS C

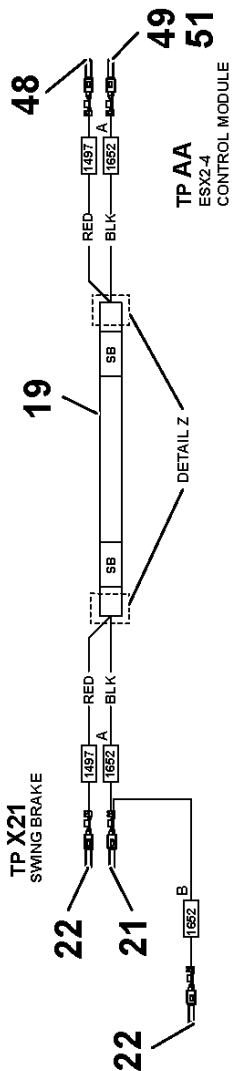
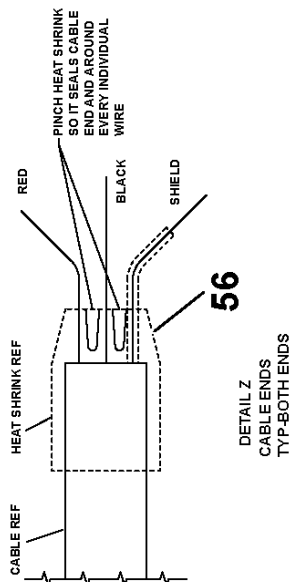
Manitowoc Cranes



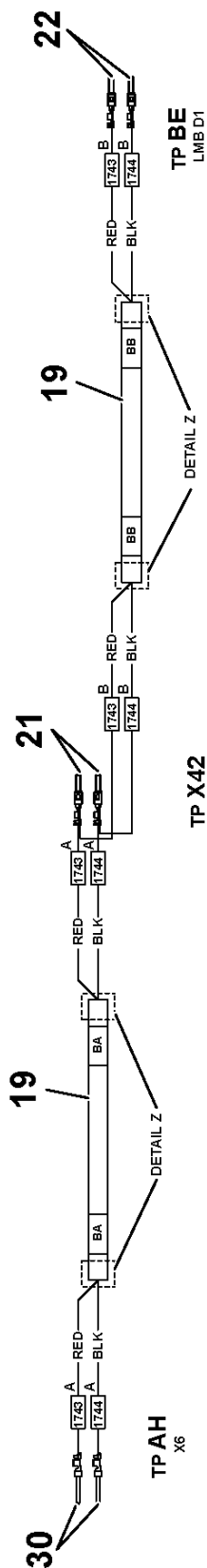
Manitowoc Cranes

WIRE NUMBER LABELS FOR USE ON CABLE ASSYS									
WIRE NO	CONDUCTOR COLOR	SAE SIZE	LENGTH TOT IN	CABLE ASSY	TP	REMARKS	TP	REMARKS	LABELS REQ'D
1497	RED	10	5	SB	AA	USE INSUL	X21	USE INSUL	2
1652A	BLACK	10	5	SB	AA	▲	S6	▲	2
1728A	RED	10	5	ECOSA	AA		X21		2
1728B	RED	10	5	ECOSB	X21		BF		2
1728C	RED	10	5	ECOSC	BF		X74		2
1729A	BLACK	10	5	ECOSA	AA		X21		2
1729B	BLACK	10	5	ECOSB	X21		BF		2
1729C	BLACK	10	5	ECOSC	BF		X74		2
1730A	BLACK	10	5	AA	AA		S10		2
1730B	BLACK	10	5	AB	AK		S10		2
1730C	BLACK	10	5	AC	X51		S10		2
1730D	BLACK	10	5	AD	X51		X41		2
1730E	BLACK	10	5	AE	X41		BE		2
1730F	BLACK	10	5	AF	BE		BF		2
1730G	BLACK	10	5	AG	BF		X74		2
1731A	RED	10	5	AA	AA		S10		2
1731B	RED	10	5	AB	AK		S10		2
1731C	RED	10	5	AC	X51		S10		2
1731D	RED	10	5	AD	X51		X41		2
1731E	RED	10	5	AE	X41		BE		2
1731F	RED	10	5	AF	BE		BF		2
1731G	RED	10	5	AG	BF		X74		2
1732	RED	10	5	D2A	X41		BD		2
1733	RED	10	5	D2B	X41		BD		2
1734	RED	10	5	D2C	AA		BD		2
1735	BLACK	10	5	D2A	X41		BD		2
1736	BLACK	10	5	D2B	X41		BD		2
1737	BLACK	10	5	D2C	AA		BD		2
1739A	RED	10	5	CA	AG		X41		2
1739B	RED	10	5	CB	X41		BE		2
1740A	BLACK	10	5	CA	AG		X41		2
1740B	BLACK	10	5	CA	X41		BE		2
1743A	RED	10	5	BA	AH		X42		2
1744A	BLACK	10	5	BA	AH		X42		2
1743B	RED	10	5	BB	X42		BE		2
1744B	BLACK	10	5	BB	X42		BE		2
1748A	RED	10	5	EKS5A	AL		X21		2
1748B	RED	10	5	EKS5B	X21		BE		2
1749A	BLACK	10	5	EKS5A	AL		X21		2
1749B	BLACK	10	5	EKS5B	X21		BE		2
1754A	RED	10	5	DA	X42		BF		2
1754B	RED	10	5	DB	BF		X74		2
1755A	BLACK	10	5	DA	X42		BF		2
1755B	BLACK	10	5	DB	BF		X74		2
1756A	RED	10	5	EA	X42		BF		2
1756B	RED	10	5	EB	BF		X74		2
1757A	BLACK	10	5	EA	X42		BF		2
1757B	BLACK	10	5	EB	BF		X74		2
1929	RED	10	5	RS232	X42	▼	BF	▼	2
1930	BLACK	10	5	RS232	X42	USE INSUL	BF	USE INSUL	2

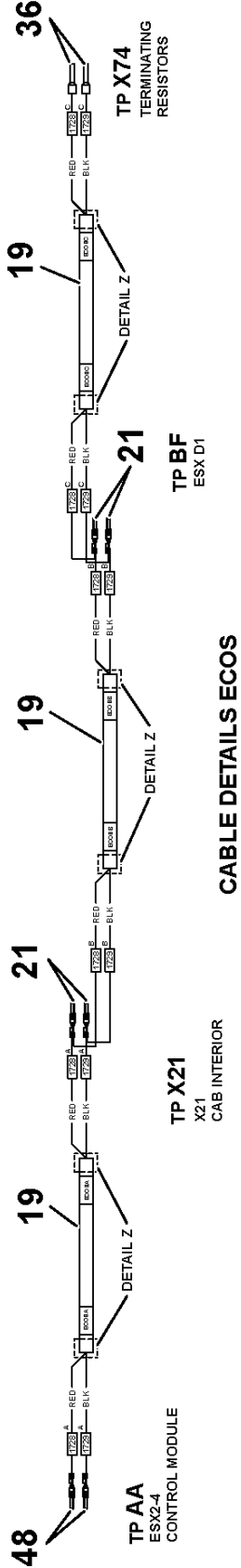
Manitowoc Cranes



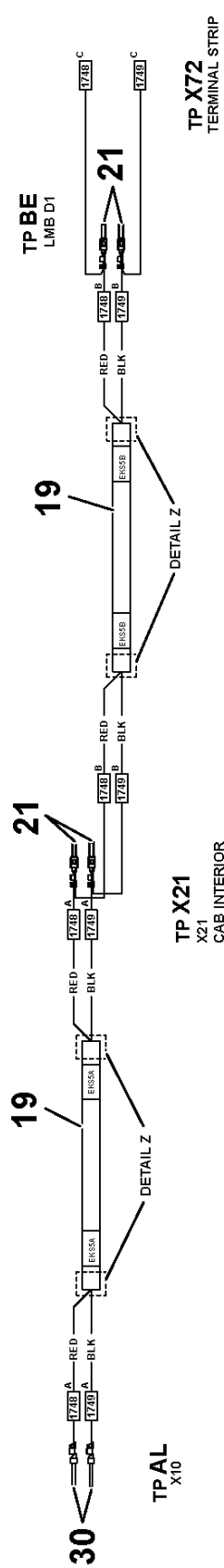
CABLE DETAIL SB



CABLE DETAILS BA & BB



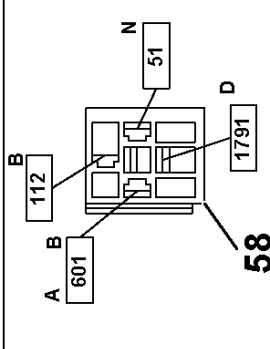
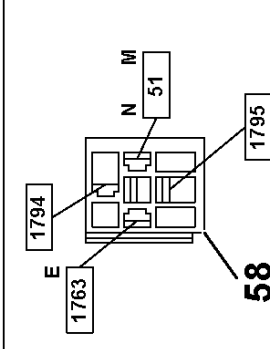
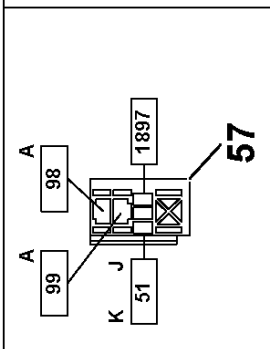
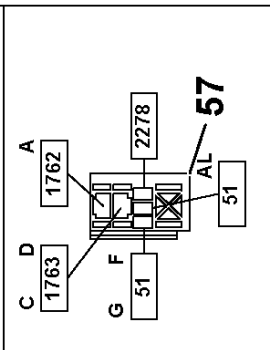

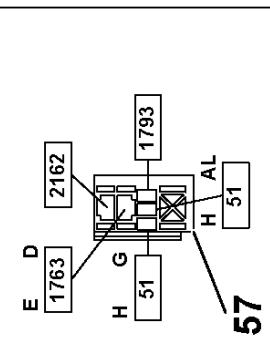
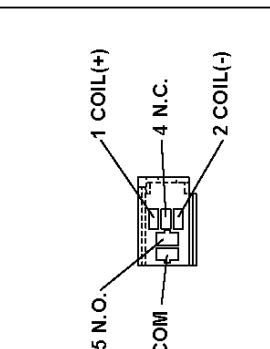
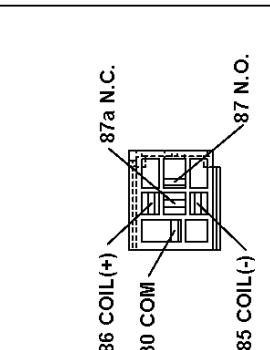
CABLE DETAILS ECOS

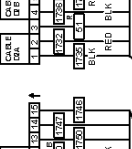
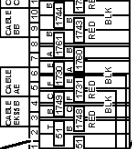
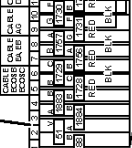
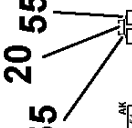
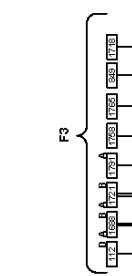
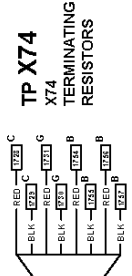
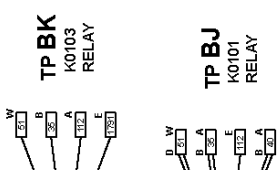
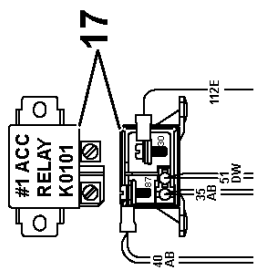
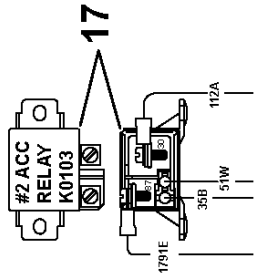
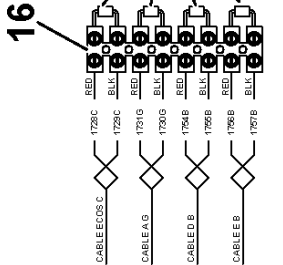
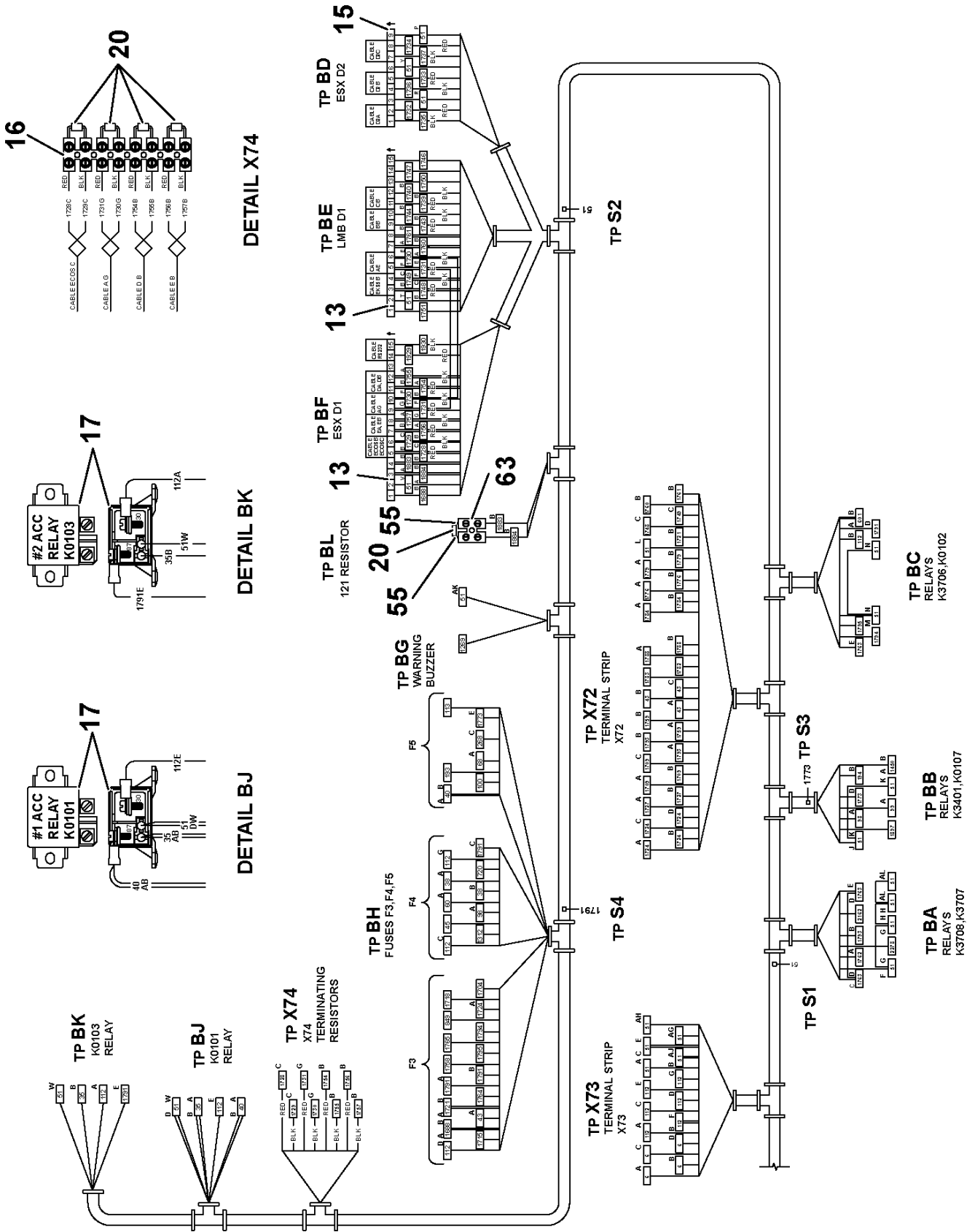


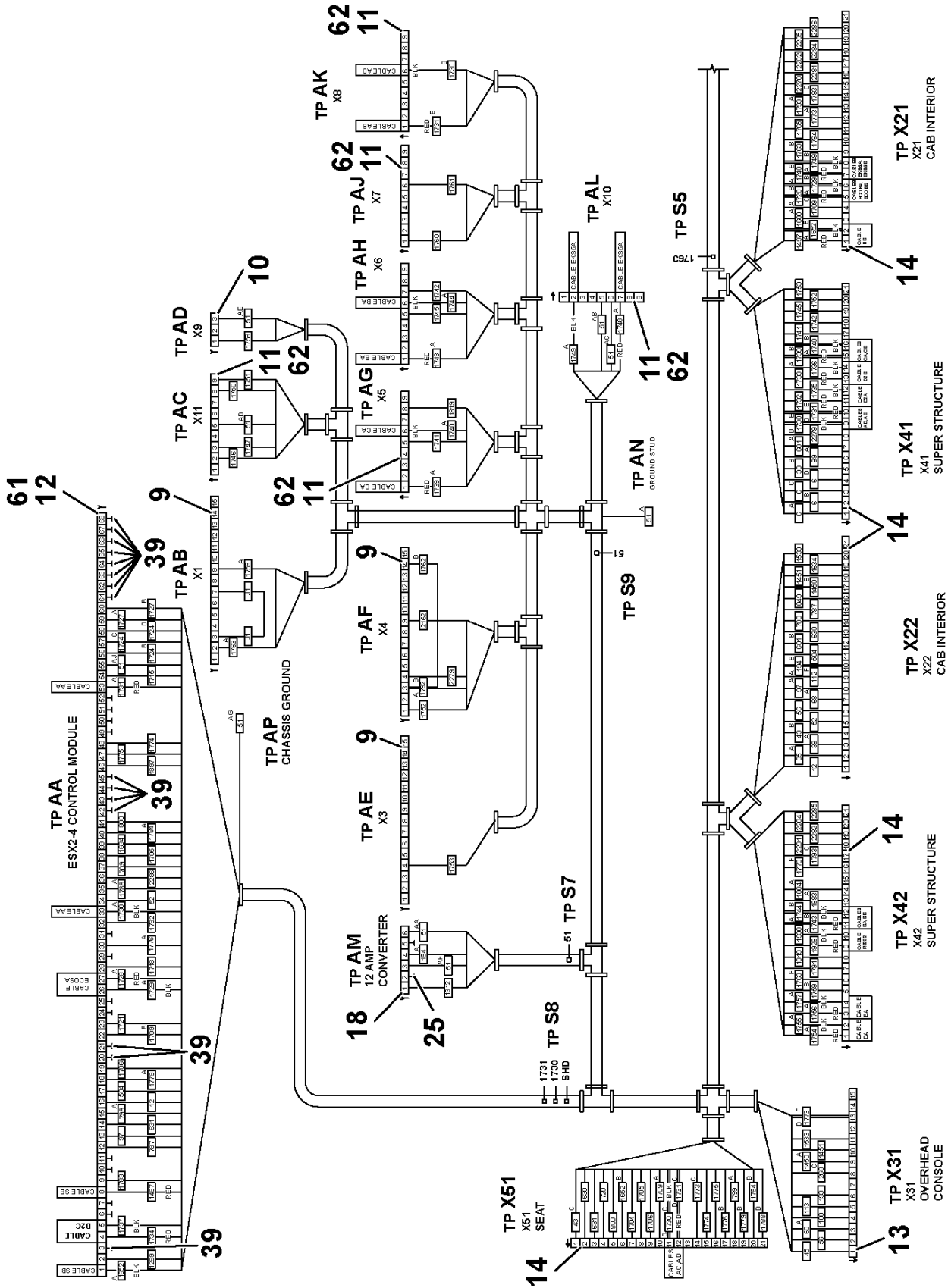
CABLE DETAILS EKS5

TP X72
TERMINAL STRIP

Manitowoc Cranes

SOCKET LOADING			
(WIRE INSERTION VIEW, BOTTOM OF SOCKETS)			
 <p>Diagram showing wire insertion points A, B, D, N for Relay K0102. Terminal numbers 112, 601, 1791, and 51 are indicated. A large number 58 is also present.</p>	 <p>Diagram showing wire insertion points E, N, M for Relay K3706. Terminal numbers 1794, 1763, 1795, and 51 are indicated. A large number 58 is also present.</p>	 <p>Diagram showing wire insertion points A, J, K for Relay K3401. Terminal numbers 98, 1897, 51, and 57 are indicated.</p>	 <p>Diagram showing wire insertion points A, C, D, F, G for Relay K3708. Terminal numbers 1762, 1763, 2278, 51, and 57 are indicated.</p>
 <p>Diagram showing wire insertion points A, B, K, D for Relay K0107. Terminal numbers 1450, 194, 1773, and 51 are indicated. A large number 57 is also present.</p>	 <p>Diagram showing wire insertion points D, E, G, H for Relay K3707. Terminal numbers 2162, 1793, 51, and 57 are indicated.</p>	 <p>Diagram showing bottom view of Relay K3707 socket with labels: 5 N.O., 3 COM, 1 COIL(+), 4 N.C., 2 COIL(-).</p>	 <p>Diagram showing bottom view of Relay K3707 socket with labels: 86 COIL(+), 30 COM, 87a N.C., 85 COIL(-), 87 N.O.</p>
<p>RELAY K0102</p>		<p>RELAY K3706</p>	
<p>RELAY K0107</p>		<p>RELAY K3401</p>	
<p>RELAY K3707</p>		<p>RELAY K3708</p>	
<p>BOTTOM VIEW OF RELAY SOCKET (WIRE INSERTION VIEW)</p>		<p>BOTTOM VIEW OF RELAY SOCKET (WIRE INSERTION VIEW)</p>	





ITEM NOT SHOWN NBR 8,23,24,26,27,28,29,31,32,33,34,35,38,40,
41,42,43,45,60,62,64,65,66

Manitowoc Cranes

Description
HARNESS ASSEMBLY- FUSE & RELAY PANEL (CAB)

Assembly No.
80026704
 Revision: **D**

Item	FN	Part	Qty	Description
8		7850000208	30	CABLE TIE, BLACK
9		01926578	3	PLUG
10		02311615	1	PLUG
11		02318058	6	Socket 09 67009 5601 9-POLIG H
12		03041214	1	RECEPTACLE FOR TABS 963598-1 6
13		03317499	3	TIMER HOUSING
14		03327156	5	HOUSING - TAB
15		03327154	1	TIMER HOUSING
16	#	7086100052	1	TERMINAL BLOCK
17	#	7750000058	2	RELAY, 24 VOLT
18		7709000883	1	PLUG 6 SOCKET
19		7246100322	64	CABLE 20GA/2COND TWST,SHD/DRN
20		7557000680	5	RESISTOR, 121 OHMS
21		03318970	59	CONTACT SPRING BAND
22		03318969	110	CONTACT SPRING BAND
23		7826000626	1	SOCKET, 16 - 18 AWG
24		7826000087	2	SOCKET, 16-14 GA
25		7689000503	2	PLUG, SEALING 16 - 12 AWG
26		7345191401	1	TERMINAL 22 - 18 AWG
27		7345241901	1	TONGUE, INSULATED RING
28		7364002417	2	RECEPTACLE, 22 - 18 AWG
29		02257093	12	BUSH, 0.5-2.1MM
30		03041448	21	SINGLE PIN CONTACT 09 67000 81
31		7345001752	15	TERMINAL 16 - 14 AWG
32		7892000282	13	RECEPTACLE, WITH TANG 16 - 14 AWG
33		02311919	32	BUSH - INSULATING
34		03318953	7	RECEPTACLE
35		01148125	3	RECEPTACLE
36		7892001000	30	FERRULE, SINGLE WIRE (GRAY)

SERVICED AS AN ASSEMBLY ONLY

Manitowoc Cranes

Description
HARNESS ASSEMBLY- FUSE & RELAY PANEL (CAB)

Assembly No.
80026704
 Revision: **D**

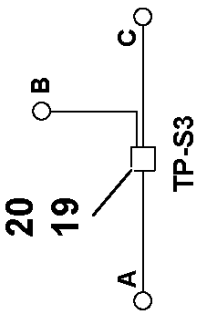
Item	FN	Part	Qty	Description
38		7892001002	1	FERRULE, SINGLE WIRE (BLACK)
39		03317968	27	MT Blind plug AMP 963531-1
40		7345211701	2	TONGUE, INSULATED RING
41		7345211901	2	TERMINAL 12 - 10 AWG
42		7345001744	2	TERMINAL, FEMALE 16 - 14 AWG
43		7345001444	2	TERMINAL, FEMALE
45		01148081	21	RECEPTACLE 6,3-2,5 MS-GAL SN D
48		03041217	37	MICRO TIMER CONTACT 962876-1 A
49		03041215	2	JUNIOR POWER TIMER 929940-3AMP
51		03041216	2	GASKET 828904-1 AMP
52		7892000195	6	PARALLEL, NON - INSULATED 12 - 10 AWG
53		7892000194	4	PARALLEL, NON - INSULATED 16 - 14 AWG
54		7892000196	1	PARALLEL, NON - INSULATED 8 AWG
55		8594100256	1	TUBING, HEAT SHRINK 1/4" I.D. LINER, MELTABLE (QUANTITY IN FEET)
56		8594100257	4	TUBING, HEAT SHRINK 1/2" I.D. LINER, MELTABLE (QUANTITY IN FEET)
57	#	7826000109	4	SOCKET, RELAY
58	#	7826000079	2	SOCKET, RELAY
60		7345001852	1	TERMINAL 14 - 12 AWG
61		03041213	1	PROTECTIVE COVER 965053-1 AMP
62		02318057	6	EMV-socket
63	#	7086001800	1	BLOCK, TERMINAL 2 POLE
64		80030421	10	LONG WIRE PIN-BLUE
65		80030422	5	LONG WIRE PIN-YELLOW
66		80030419	9	TERM-20 FERRULE SINGLE INSUL.8

SERVICED AS AN ASSEMBLY ONLY

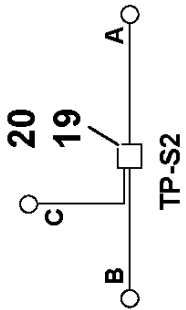
Manitowoc Cranes

Notes

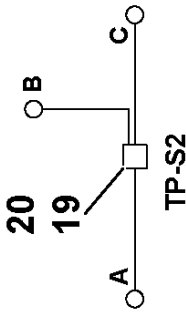
Manitowoc Cranes



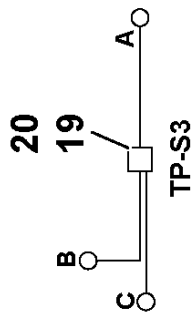
DETAIL 43



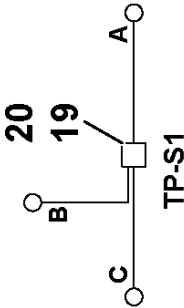
DETAIL 56



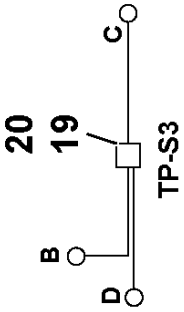
DETAIL 601



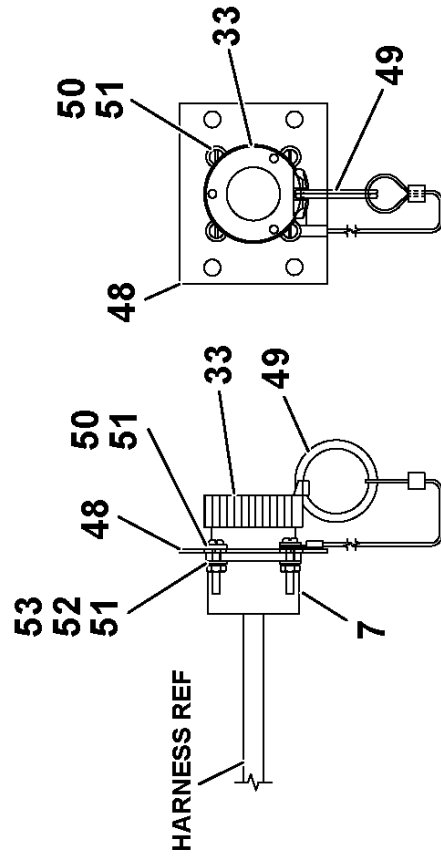
DETAIL 1091



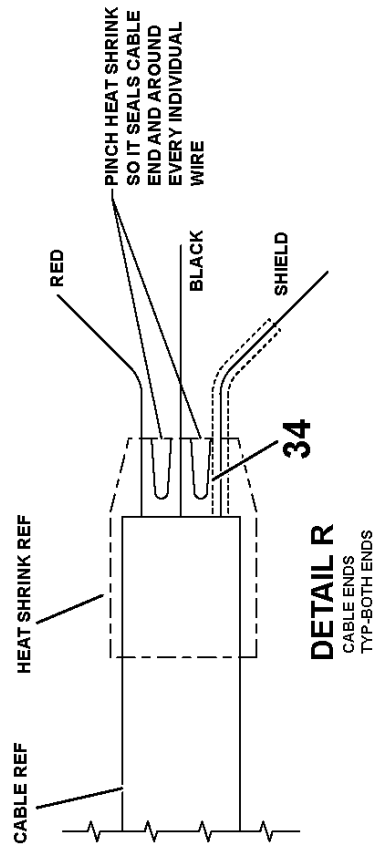
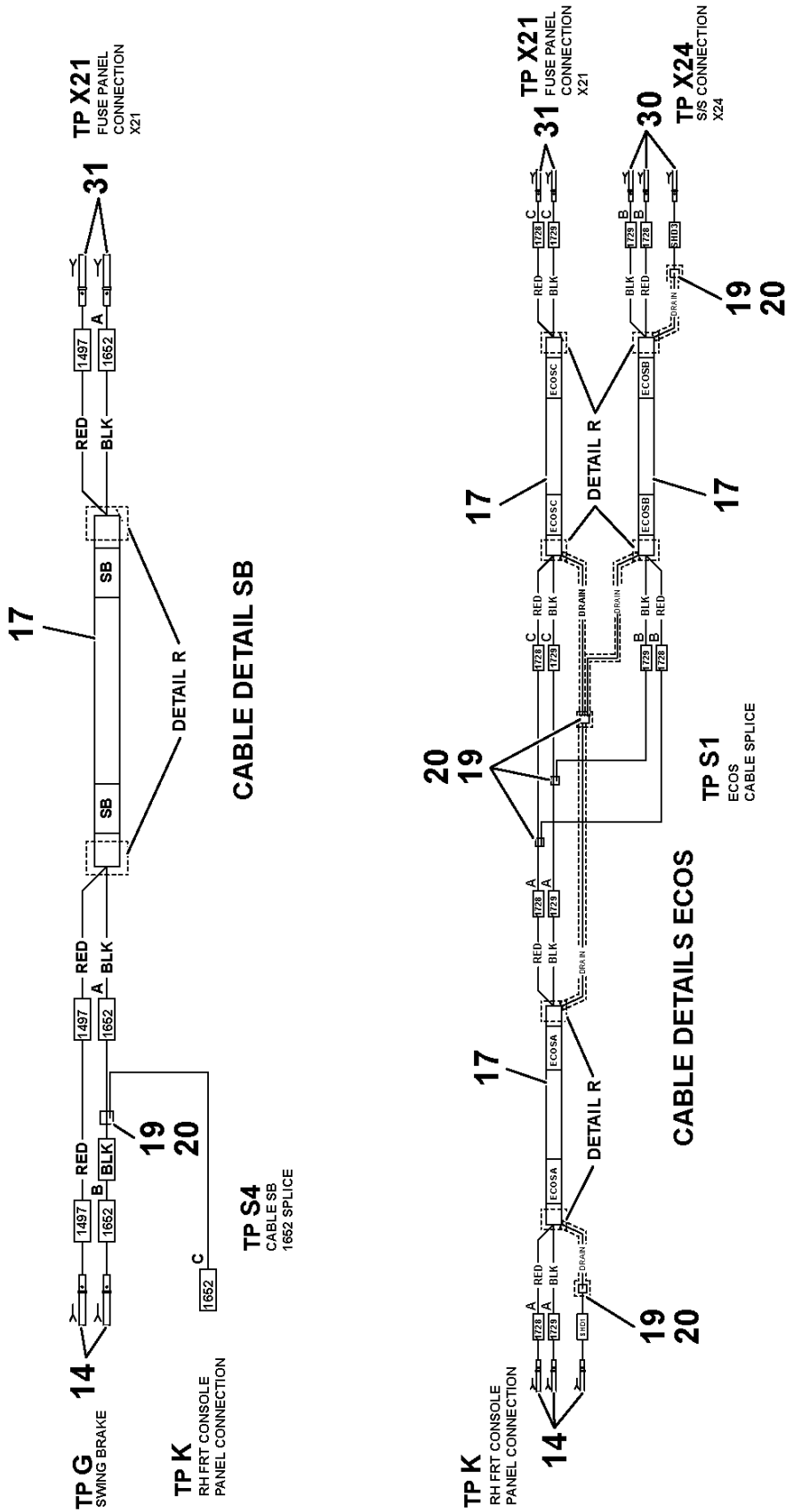
DETAIL 1450



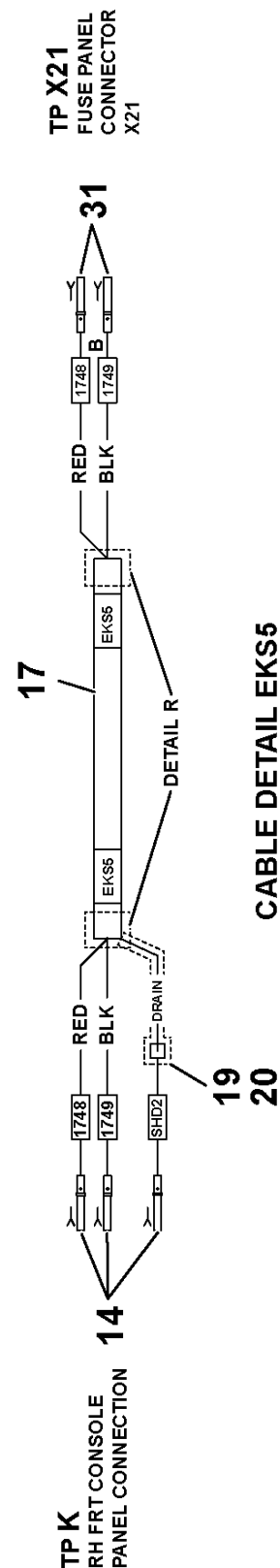
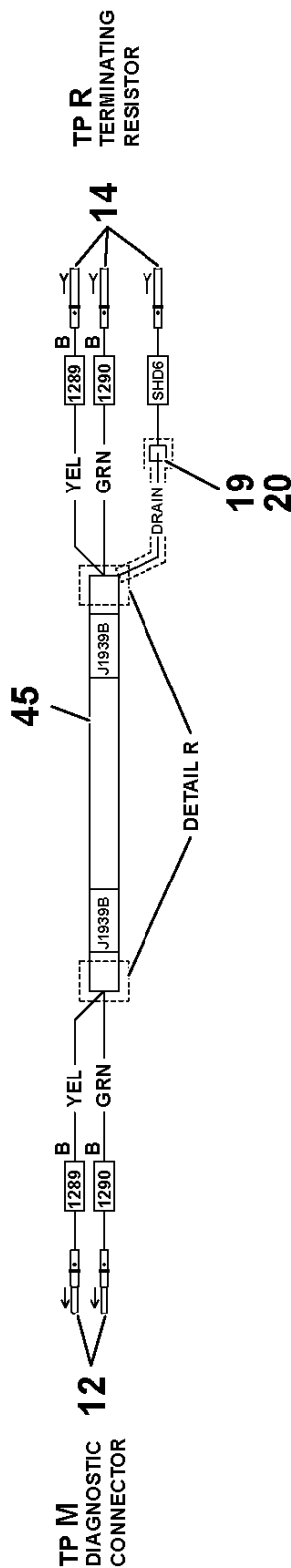
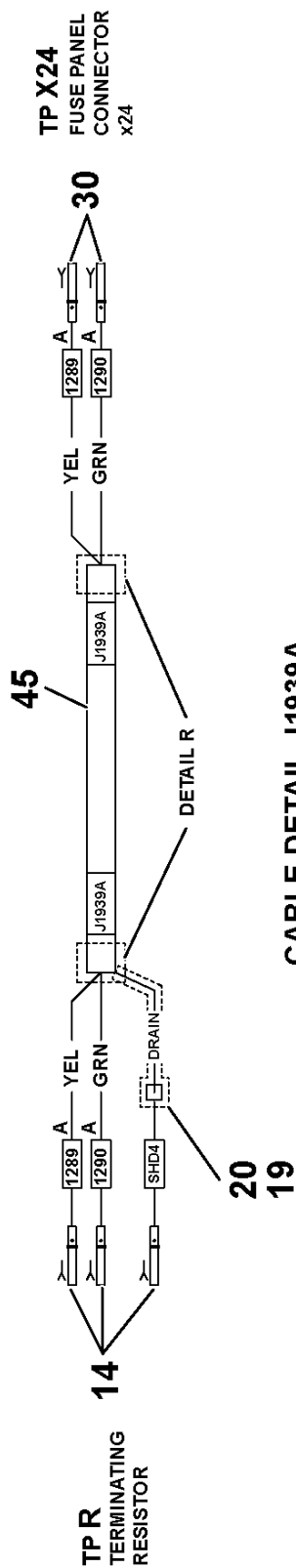
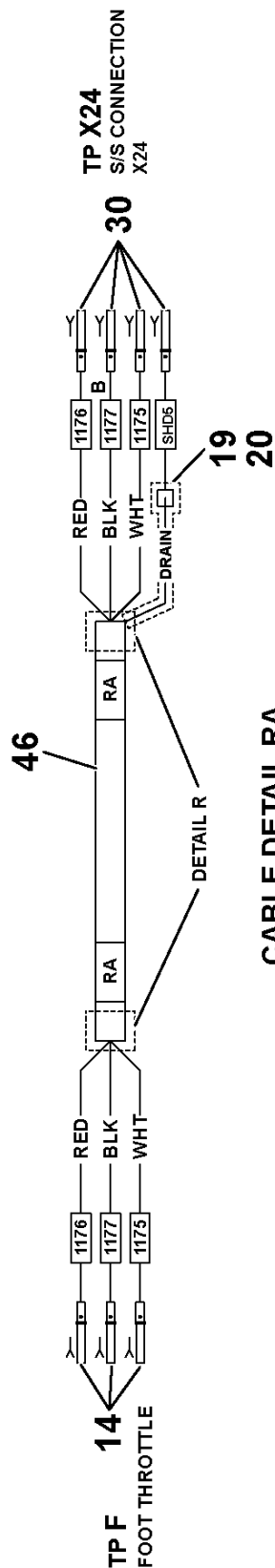
DETAIL 1773



J1939 DIAGNOSTIC CONNECTOR ASSY



Manitowoc Cranes



Manitowoc Cranes

WIRE NO	COLOR	TYPE	SAE SIZE	LENGTH INCHES	TP	B/M ITEM #	REMARKS	TP	B/M ITEM NO	REMARKS
1787	WHT	GXL	18	144	K	15	————	X21	31	————
1793A	↑	↑	18	144	K	15	————	X21	31	————
1793B			18	144	K	15	————	X21	31	————
1796			18	140	K	15	————	X24	30	————
2278			18	144	K	13	————	X21	31	————
2281			18	144	K	13	————	X21	31	————
2282			18	144	K	13	————	X21	31	————
2284			18	144	K	13	————	X21	31	————
2285			18	144	K	13	————	X21	31	————
2286			18	144	K	13	————	X21	31	————
SHD1			18	4	K	STRIP	SEE CABLE ECOSA	K	STRIP	SEE CABLE ECOSA
SHD2			18	4	K	STRIP	SEE CABLE EKS5	K	STRIP	SEE CABLE EKS5
SHD3			18	4	X24	STRIP	SEE CABLE ECOSB	X24	STRIP	SEE CABLE ECOSB
SHD4			18	4	R	STRIP	SEE CABLE J1939A	R	STRIP	SEE CABLE J1939A
SHD5	↓	↓	18	4	X24	STRIP	SEE CABLE RA	X24	STRIP	SEE CABLE RA
SHD6	WHT	GXL	18	4	R	STRIP	SEE CABLE J1939B	R	STRIP	SEE CABLE J1939B

WIRE NUMBER LABELS FOR USE ON CABLE ASSYS

WIRE NO	CONDUCTOR COLOR	SAE SIZE	LENGTH TOT IN	CABLE ASSY	TP	REMARKS	TP	REMARKS	LABLES REQ'D
1175	WHT	10	5	RA	F	USE INSUL	X24	USE INSUL	2
1176	RED	10	5	RA	F	↑	X24	↑	2
1177	BLK	10	5	RA	F		X24		2
1289A	YEL	10	5	J1939A	R		X24		2
1289B	YEL	10	5	J1939B	R		M		2
1290A	GRN	10	5	J1939A	R		X24		2
1290B	GRN	10	5	J1939B	R		M		2
1497	RED	10	5	SB	X21		G		2
1652A	BLK	10	5	SB	X21		S4		2
1728A	RED	10	5	ECOSA	K		S1		2
1728B	RED	10	5	ECOSB	X24		S1		2
1728C	RED	10	5	ECOSC	X21		S1		2
1729A	BLK	10	5	ECOSA	K		S1		2
1729B	BLK	10	5	ECOSB	X24		S1		2
1729C	BLK	10	5	ECOSC	X21		S1		2
1748	RED	10	5	EKS5	K	↓	X21	↓	2
1749	BLK	10	5	EKS5	K	USE INSUL	X21	USE INSUL	2

Manitowoc Cranes

WIRE NO	COLOR	TYPE	SAE SIZE	LENGTH INCHES	TP	B/M ITEM #	REMARKS	TP	B/M ITEM NO	REMARKS
350	WHT	GXL	18	117	F	13	————	X23	30	————
367	↑	↑	18	104	N	13	————	X23	30	————
368			18	104	N	13	————	X23	30	————
371			18	104	N	13	————	X23	30	————
469			18	104	N	13	————	X23	30	————
470			18	104	N	13	————	X23	30	————
504			18	106	N	13	————	X22	31	————
601A			18	30	K	15	————	S2	STRIP	SEE DETAIL
601B			18	25	N	13	————	S2	STRIP	SEE DETAIL
601C			18		X22	31	————	S2	STRIP	SEE DETAIL
630			18	106	N	13	————	X22	31	————
652			18	107	N	13	————	X24	30	————
709			18	106	N	13	————	X22	31	————
787			18	106	N	13	————	X22	31	————
789			18	107	N	13	————	X24	30	————
849			18	106	N	13	————	X22	31	————
1091A			18	90	X23	30	————	S1	STRIP	SEE DETAIL
1091B			18	14	N	13	————	S1	STRIP	SEE DETAIL
1091C			18	27	F	13	————	S1	STRIP	SEE DETAIL
1195			18	140	K	15	————	X24	30	————
1450A			18	38	X22	31	————	S1	STRIP	SEE DETAIL
1450B			18	16	H	15	————	S1	STRIP	SEE DETAIL
1450C			18	77	M	13	————	S1	STRIP	SEE DETAIL
1451			18	54	H	15	————	X22	31	————
1533			18	49	X22	31	————	X24	30	————
1634			18	139	P	15	————	X22	31	————
1652B			18	4	G	STRIP	SEE CABLE SB	G	STRIP	SEE CABLE SB
1652C			18	56	K	15	————	S4	STRIP	SEE CABLE SB
1688			18	144	K	15	————	X21	31	————
1709			18	124	G	15	————	X21	31	————
1763			18	144	K	15	————	X21	31	————
1764			18	144	K	15	————	X21	31	————
1765			18	144	K	15	————	X21	31	————
1773B			18	13	N	13	————	S3	STRIP	SEE DETAIL
1773C	↓	↓	18	98	X21	31	————	S3	STRIP	SEE DETAIL
1773D	WHT	GXL	18	46	P	15	————	S3	STRIP	SEE DETAIL

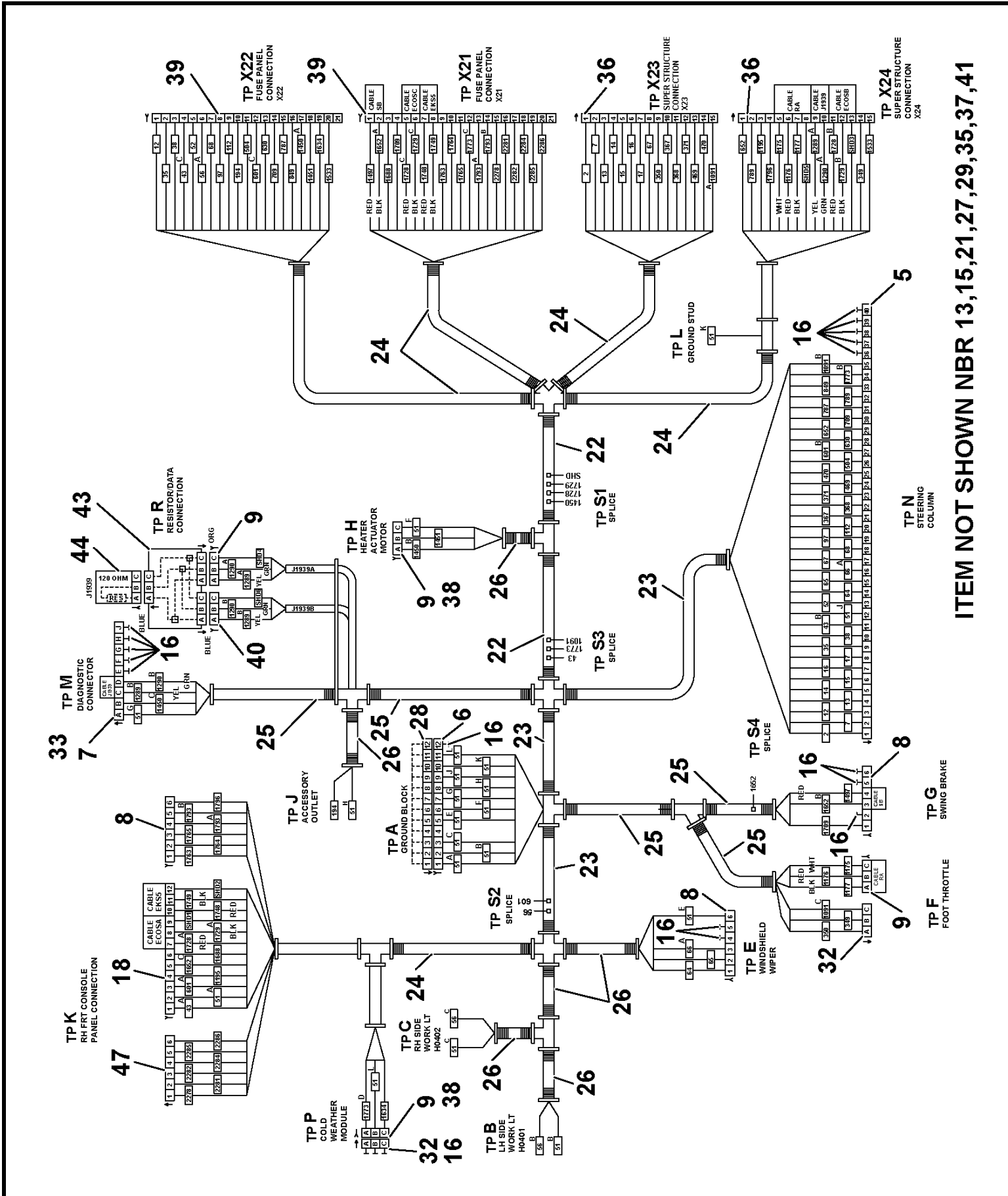
Manitowoc Cranes

WIRE NO	COLOR	TYPE	SAE SIZE	LENGTH	TP	B/M ITEM #	REMARKS	TP	B/M ITEM NO	REMARKS
				INCHES						
2	WHT	GXL	18	104	N	13	_____	X23	30	_____
7	▲	▲	18	104	N	13	_____	X23	30	_____
12			18	106	N	13	_____	X22	31	_____
13			18	104	N	13	_____	X23	30	_____
14			18	104	N	13	_____	X23	30	_____
15			18	104	N	13	_____	X23	30	_____
16			18	104	N	13	_____	X23	30	_____
17			18	104	N	13	_____	X23	30	_____
35			18	106	N	13	_____	X22	31	_____
38			16	106	N	13	_____	X22	29	_____
43A			18	45	K	15	_____	S4	STRIP	SEE DETAIL
43B			18	12	N	13	_____	S4	STRIP	SEE DETAIL
43C			18	94	X22	31	_____	S4	STRIP	SEE DETAIL
51A			18	44	K	15	_____	A	15	_____
51B			18	52	B	21	_____	A	15	_____
51C			18	34	C	21	_____	A	15	_____
51E			18	26	E	15	_____	A	15	_____
51F			18	79	H	15	_____	A	15	_____
51G			18	28	M	13	_____	A	15	_____
51H			18	28	J	21	_____	A	15	_____
51J			16	19	N	13	_____	A	15	_____
51K			14	109	A	37	_____	L	35	_____
51L			18	44	P	15	_____	A	15	_____
52			18	106	N	13	_____	X22	31	_____
56A			18	110	X22	31	_____	S2	STRIP	SEE DETAIL
56B			18	37	B	21	_____	S2	STRIP	SEE DETAIL
56C			18	19	C	21	_____	S2	STRIP	SEE DETAIL
64			18	37	N	13	_____	E	15	_____
65			18	37	N	13	_____	E	15	_____
66A			18	37	N	13	_____	E	15	_____
67			18	104	N	13	_____	X23	30	_____
68			16	106	N	13	_____	X22	29	_____
97			18	106	N	13	_____	X22	31	_____
112			16	106	N	13	_____	X22	29	_____
194	▼	▼	18	115	J	21	_____	X22	31	_____
349	WHT	GXL	18	120	F	13	_____	X24	30	_____

80026703

(SHEET 2 OF 7)

Manitowoc Cranes



ITEM NOT SHOWN NBR 13,15,21,27,29,35,37,41

Manitowoc Cranes

<u>Description</u> HARNESS ASSEMBLY-CAB				<u>Assembly No.</u> 80026703 Revision: B
Item	FN	Part	Qty	Description
5		7892000848	1	RECEPTACLE, 40 PIN
6		7709000846	1	PLUG, 12 SOCKET
7		7892001053	1	RECEPTACLE, 9 PIN
8		7709000883	2	PLUG 6 SOCKET
9		7709000874	3	PLUG 3 SOCKET
12		7689002053	2	PIN 16 - 18 AWG
13		7689001782	51	PIN, 18 - 16 GAGE
14		7826100004	18	SOCKET, (16 - 18) 30 SERIES
15		7826000626	32	SOCKET, 16 - 18 AWG
16		7689000503	19	PLUG, SEALING 16 - 12 AWG
17		7246100321	38	CABLE 18GA
18		7709100931	1	PLUG, DTO6-12SD-C015 W/WEDGE
19		7892000194	16	PARALLEL, NON - INSULATED 16 - 14 AWG
20		8594100256	2	TUBING, HEAT SHRINK 1/4" I.D. LINER, MELTABLE (QUANTITY IN FEET)
21		7345001444	6	TERMINAL, FEMALE
22		8594000001	6	FLEXGUARD - 1.00" I.D. (QUANTITY IN FEET)
23		8594000002	2	FLEXGUARD - .750" I.D. (QUANTITY IN FEET)
24		8594000004	10	FLEXGUARD - .500" I.D. (QUANTITY IN FEET)
25		8594000006	4	FLEXGUARD - .350" I.D. (QUANTITY IN FEET)
26		8594000019	6	FLEXGUARD, 1/4" I.D. (QUANTITY IN FEET)
27		7850000208	50	CABLE TIE, BLACK
28		7892001036	1	RECEPTACLE, SPLICE BLOCK
29		80013076	3	JPT - AMP
30		03318969	26	CONTACT SPRING BAND

Manitowoc Cranes

Description
HARNESS ASSEMBLY-CAB

Assembly No.
80026703
 Revision: **B**

Item	FN	Part	Qty	Description
31		80013074	37	JPT - AMP
32		7892000978	2	RECEPTACLE, 3 PIN
33		7258100154	1	CAP, DEUTSCH HDC16 - 9 DUST
34		8594100257	2	TUBING, HEAT SHRINK 1/2" I.D. LINER, MELTABLE (QUANTITY IN FEET)
35		7345241701	1	TONGUE, INSULATED RING
36		03317499	2	TIMER HOUSING
37		7826000087	1	SOCKET, 16-14 GA
38		7172000547	2	BOOT
39		03323675	1	AMP housing 1-967625-1 21 pol
40		7709100911	1	PLUG,DT06-3S-CEO6 W/BLUE WEDGE
41		7709000839	2	PLUG, 3 SOCKET
43		7892100036	1	RECEPTACLE, 3 WAY
44		7709100902	1	PLUG, 3 PIN
45		80021593	11	CABLE, 20 AWG CAN-BUS SHEILDED
46		7246100387	10	CABLE 3 COND 18GA SHLDD W/DRN
47		7892000986	1	RECEPTACLE, 6 PIN
48		80012470	1	PLATE-DIAG CONN
49		7246002555	1	CABLE ASSY
50		7110040610	4	SCREW, MACHINE 7/64" - 40 N.C. X 3/4"
51		7950040151	8	WASHER,
52		7950040050	4	LOCKWASHER, 7/64" I.D.
53		7660041100	4	NUT, HEX 7/64" - 40 N.C. GRADE 1

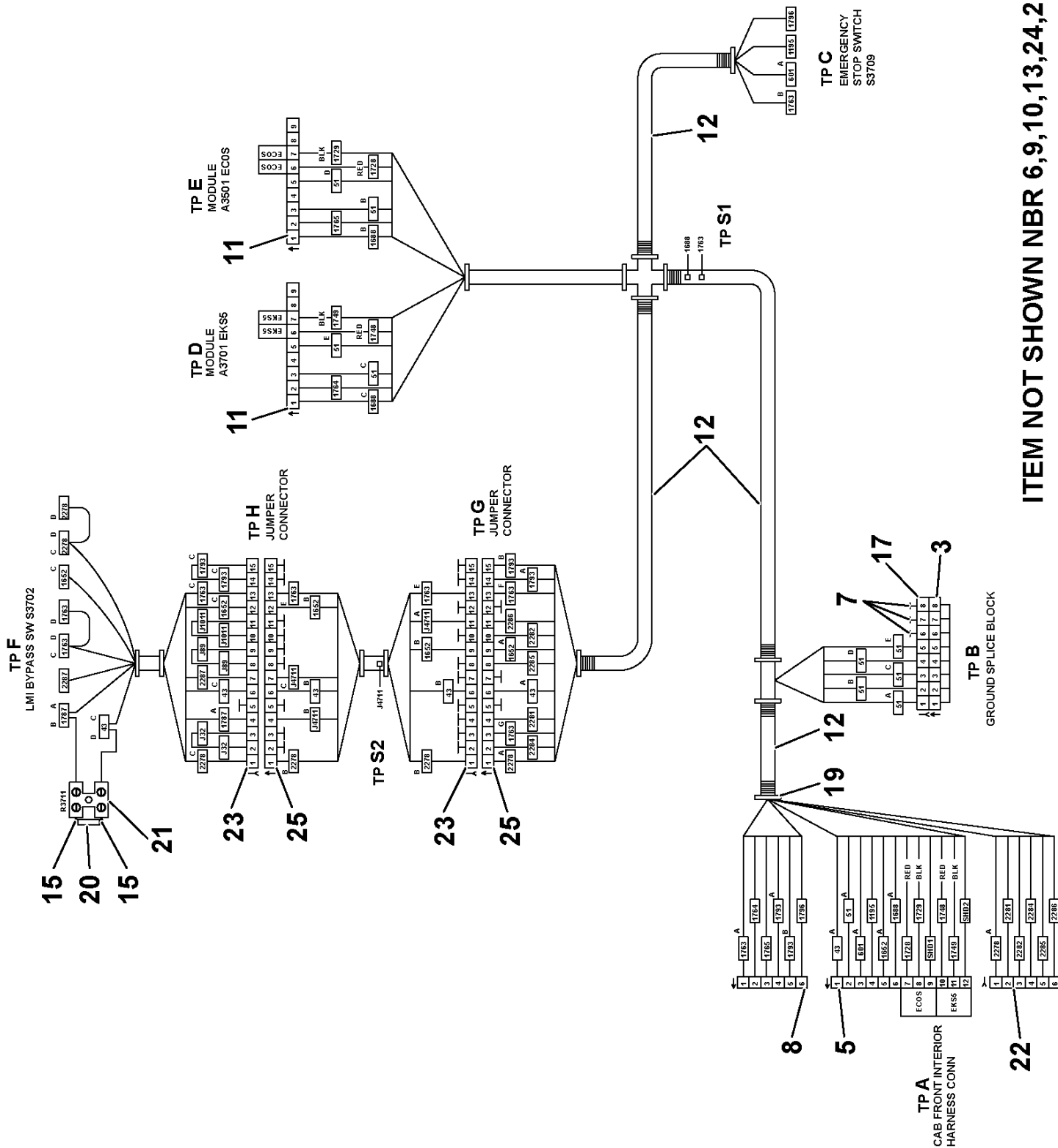
Manitowoc Cranes

WIRE NO	COLOR	TYPE	SAE SIZE	LENGTH INCHES	TP	B/M ITEM #	REMARKS	TP	B/M ITEM NO	REMARKS
43A	WHT	GXL	18	16	A	6	_____	G	26	_____
43B	▲	▲	18	6	G	24	_____	H	26	_____
43C			18	12	H	24	_____	F	10	CRIMP W/ 43D
43D			18	8	F	STRIP	CRIMP W/ 43C	F	9	_____
51A			18	9	A	6	_____	B	13	_____
51B			18	13	E	18	_____	B	13	_____
51C			18	13	D	18	_____	B	13	_____
51D			18	13	E	18	_____	B	13	_____
51E			18	13	D	18	_____	B	13	_____
601A			18	24	A	6	_____	C	9	_____
1195			18	24	A	6	_____	C	9	_____
1652A			18	16	A	6	_____	G	26	_____
1652B			18	6	G	24	_____	H	26	_____
1652C			18	12	H	24	_____	F	9	_____
1688A			18	9	A	6	_____	S1	STRIP	SEE DETAIL
1688B			18	7	E	18	_____	S1	STRIP	SEE DETAIL
1688C			18	7	D	18	_____	S1	STRIP	SEE DETAIL
1763A			18	8	A	6	_____	S1	STRIP	SEE DETAIL
1763B			18	16	C	9	_____	S1	STRIP	SEE DETAIL
1763C			18	12	F	10	CRIMP W/ 1763D	H	24	_____
1763D			18	4	F	STRIP	CRIMP W/ 1763C	F	9	_____
1763E			18	6	G	24	_____	H	26	_____
1763F			18	8	G	26	_____	S1	STRIP	SEE DETAIL
1763G			18	8	G	26	_____	S1	STRIP	SEE DETAIL
1764			18	16	A	6	_____	D	18	_____
1765			18	16	A	6	_____	E	18	_____
1787A			18	12	H	24	_____	F	10	CRIMP W/1787B
1787B			18	8	F	STRIP	CRIMP W/ 1787A	F	9	_____
1796			18	24	A	6	_____	C	9	_____
1793A			18	16	A	6	_____	G	26	_____
1793B			18	16	A	6	_____	G	26	_____
1793C			18	3	H	24	_____	H	24	_____
2278A			18	16	A	13	_____	G	26	_____
2278B			18	6	H	26	_____	G	24	_____
2278C			18	12	H	24	_____	F	10	CRIMP W/2278D
2278D			18	4	F	STRIP	CRIMP W/2278C	F	9	_____
2281			18	16	A	13	_____	G	26	_____
2282			18	16	A	13	_____	G	26	_____
2284			18	16	A	13	_____	G	26	_____
2285			18	16	A	13	_____	G	26	_____
2286			18	16	A	13	_____	G	26	_____
2287			18	12	H	24	_____	F	9	_____
J32			18	3	H	24	_____	H	24	_____
J89			18	3	H	24	_____	H	24	_____
J1011			18	3	H	24	_____	H	24	_____
J4711A			18	3	G	24	_____	S2	STRIP	SEE DETAIL
J4711B			18	3	H	26	_____	S2	STRIP	SEE DETAIL
J4711C			18	3	H	26	_____	S2	STRIP	SEE DETAIL
SHD1	▼	▼	18	2	A	ECOS	SEE DETAIL	A	CAN1	SEE DETAIL
SHD2	WHT	GXL	18	2	A	EKS5	SEE DETAIL	A	CAN2	SEE DETAIL

80027505

(SHEET 2 OF 2)

Manitowoc Cranes



ITEM NOT SHOWN NBR 6,9,10,13,24,26,30

Manitowoc Cranes

Description
HARNESS ASSEMBLY- FRONT CONSOLE PANEL

Assembly No.
80027505
 Revision: **C**

Item	FN	Part	Qty	Description
3		7892100026	1	RECEPT, (8P) SPLICE BLOCK
4		7689002053	6	PIN 16 - 18 AWG
5		7892100088	1	RECEPT, DTO4-12PD-C015 W/WEDGE
6		7689001782	12	PIN, 18 - 16 GAGE
7		7689000503	3	PLUG, SEALING 16 - 12 AWG
8		7892000986	1	RECEPTACLE, 6 PIN
9		7892001001	9	FERRULE, SINGLE WIRE (RED)
10		7892001004	3	FERRULE, DUAL WIRE (GRAY)
11		03327154	2	TIMER HOUSING
12		8594000002	5	FLEXGUARD - .750" I.D. (QUANTITY IN FEET)
13		7826000626	5	SOCKET, 16 - 18 AWG
14		7246100321	7	CABLE 18GA
15		8594100256	1	TUBING, HEAT SHRINK 1/4" I.D. LINER, MELTABLE (QUANTITY IN FEET)
16		7892000194	3	PARALLEL, NON - INSULATED 16 - 14 AWG
17		7709000845	1	PLUG 8 SOCKET
18		03318969	12	CONTACT SPRING BAND
19		7850000208	15	CABLE TIE, BLACK
20		80012618	1	RESISTOR-4.02K OHM
21	#	7086001800	1	BLOCK, TERMINAL 2 POLE
22		7709000809	1	PLUG 6 SOCKET
23		03041332	2	TIMER HOUSING 1-967623-6 15SOC
24		80013074	19	JPT - AMP
25		03317499	2	TIMER HOUSING
26		03318970	18	CONTACT SPRING BAND
27		80012192	1	EMERGENCY STOP SWITCH

SERVICED AS AN ASSEMBLY ONLY

Manitowoc Cranes

Description

HARNESS ASSEMBLY- FRONT CONSOLE PANEL

Assembly No.

80027505

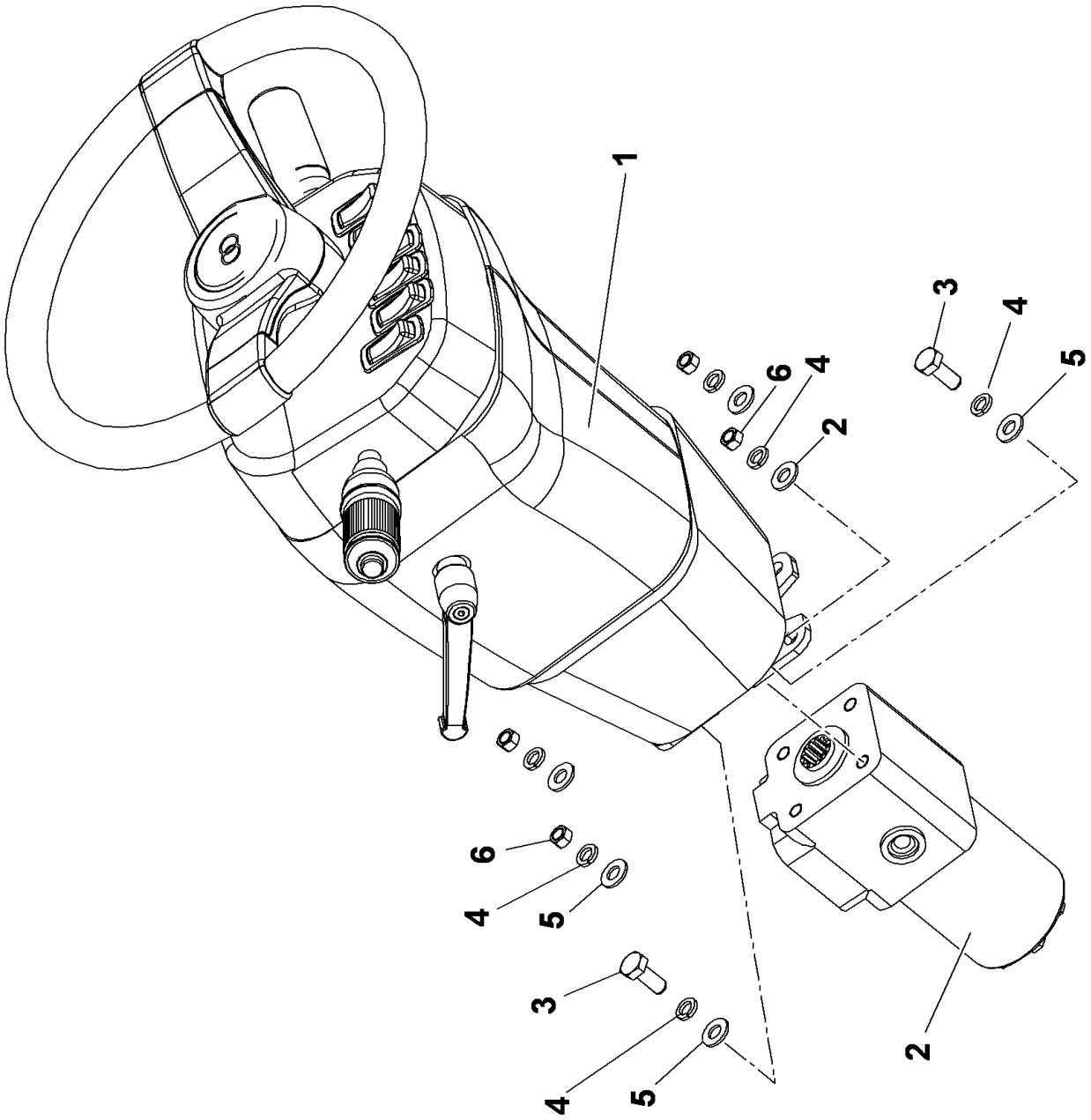
Revision: **C**

Item	FN	Part	Qty	Description
28		80034690	1	3-POS KNOB ROTARY SWITCH W/KEY
29		80034691	2	2-N.O. CONTACT BLOCK
30		80037995	1	KEY

Manitowoc Cranes

Notes

Manitowoc Cranes



Manitowoc Cranes

Description

DRIVE CONTROLS INSTALLATION

Assembly No.

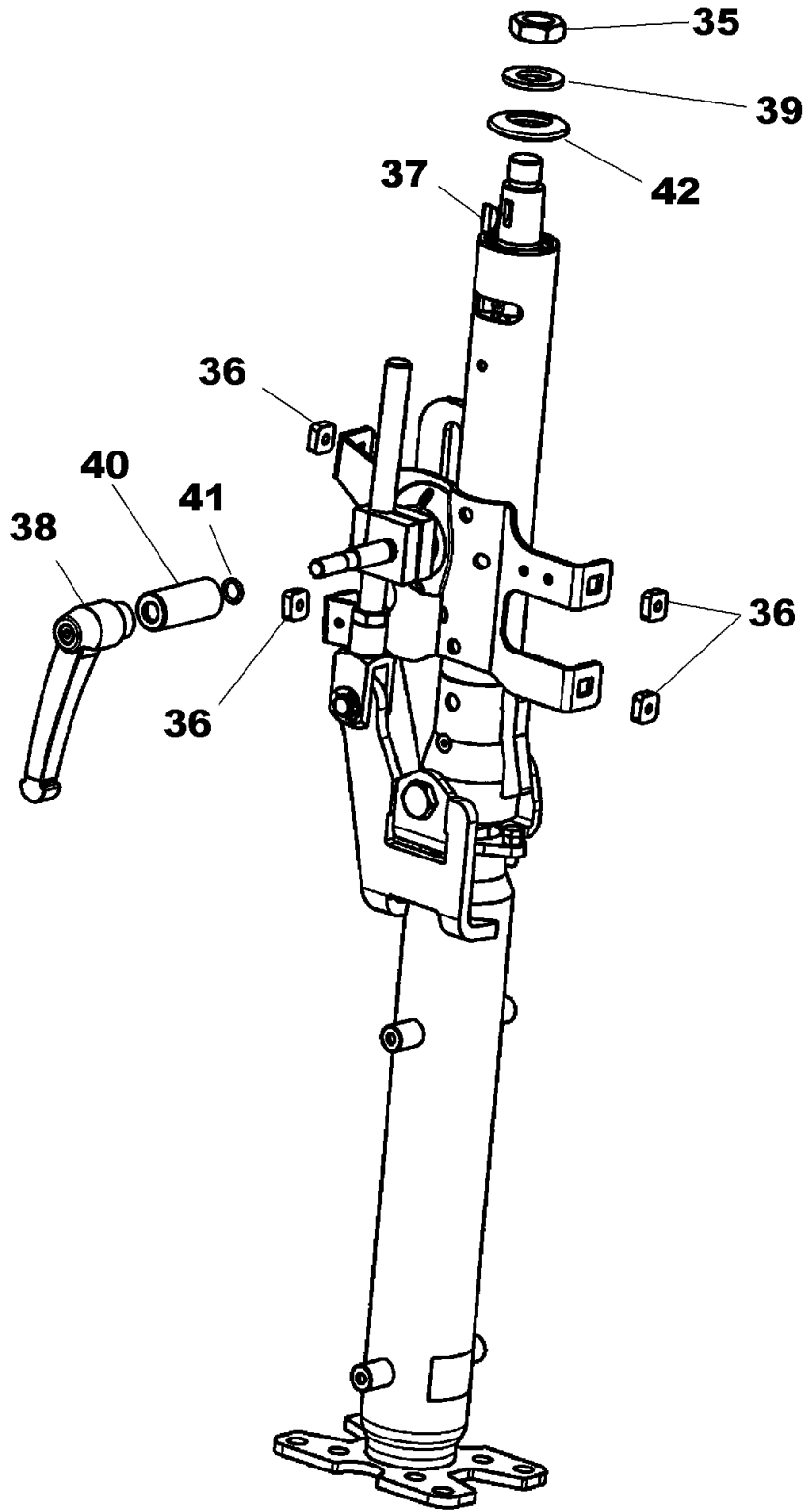
80027680

Revision: **A**

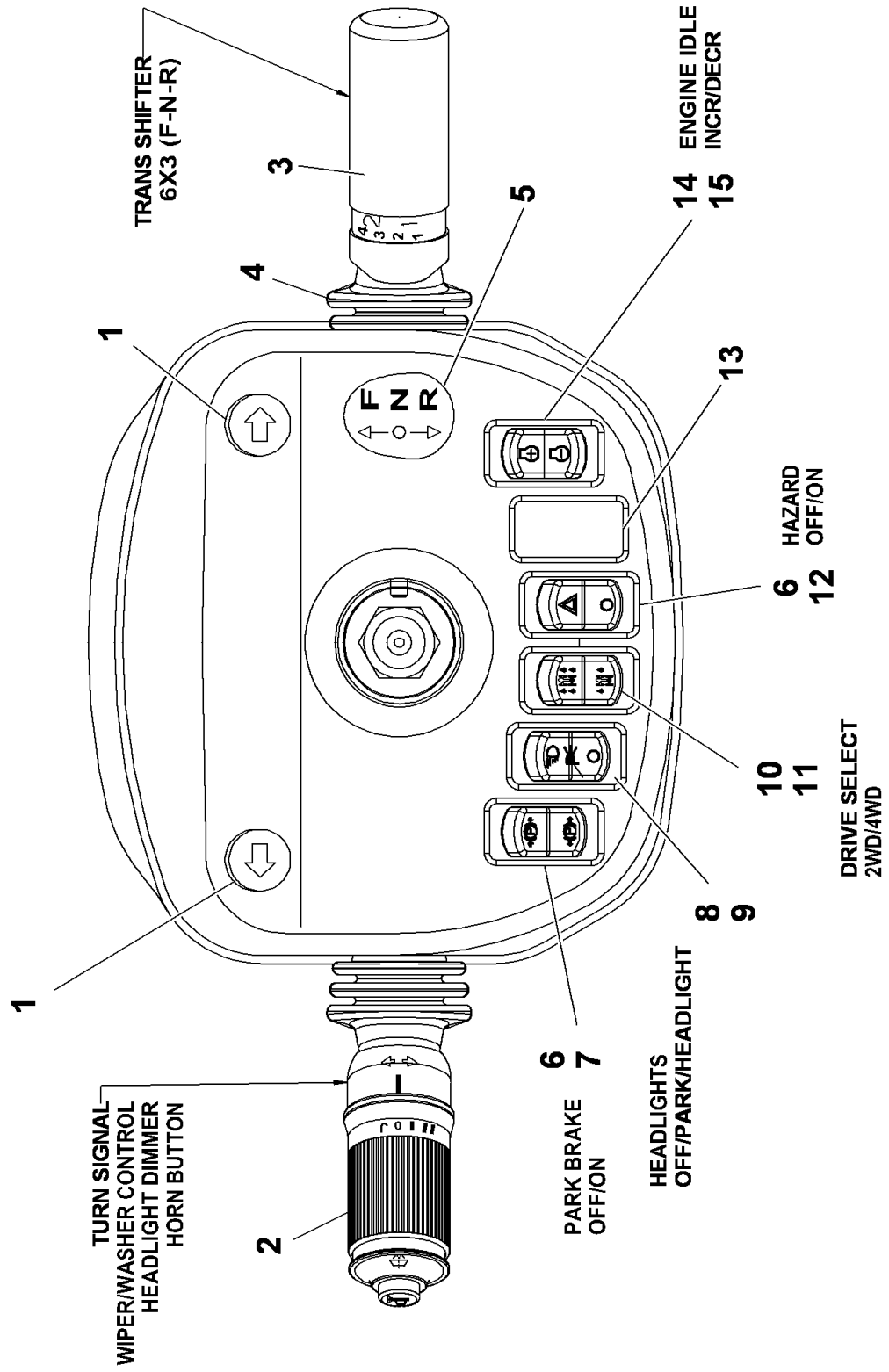
Item	FN	Part	Qty	Description
1	+	80027679	1	STEERING COLUMN (TILT/TELE)
2	+	7926100705	1	STEERING CONTROL VALVE
3		7126191250	4	CAP SCREW, M10 X 25MM HEX HEAD
4		7951190210	8	LOCK WASHER, 10MM
5		7951190014	8	FLAT WASHER, 10MM I.D.
6		7660160000	4	NUT, HEX 3/8" - 16 N.C.

+ SEE FURTHER BREAKDOWN THIS GROUP

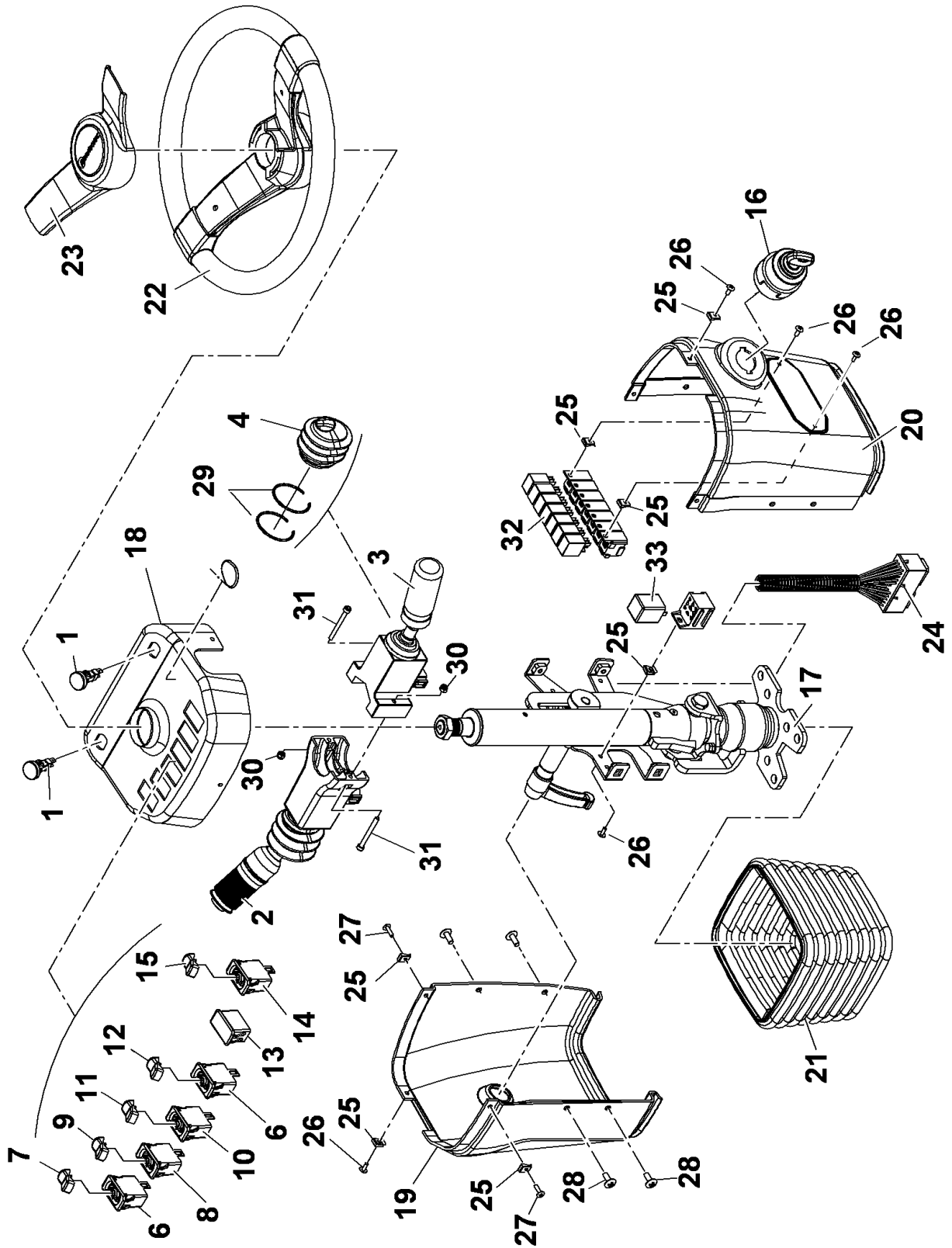
Manitowoc Cranes



Manitowoc Cranes



Manitowoc Cranes



Manitowoc Cranes

Description
STEERING COLUMN (TILT/TELE)

Assembly No.
80027679
 Revision:

Item	FN	Part	Qty	Description
1		90016069	2	LIGHT ASSY. INDICATOR
2		90019822	1	SWITCH ASSY. MULT-FUNCTION
3		7872100015	1	SHIFTER
4		90016072	2	BELLOW, RUBBER
5		90016073	1	DECAL, LABEL F-N-R
6		90016074	2	SWITCH ASSY.
7		90016088	1	BUTTON, PARK BRAKE, RED
8		90016089	1	SWITCH ASSY.
9		90016090	1	BUTTON, HEADLIGHTS, AMBER
10		90016091	1	SWITCH ASSY.
11		90016092	1	BUTTON, 2WD/4WD, AMBER
12		90016093	1	BUTTON, HAZARD ON/OFF, RED
13		90016094	1	COVER, CAP
14		90016095	1	SWITCH ASSY.
15		90016096	1	BUTTON, ENGINE IDLE/DEC
16		90016097	1	SWITCH ASSY. IGNITION
		90018981	1	INCLUDES THE FOLLOWING PARTS KEY, IGNITION
17		90016098	1	COLUMN ASSY. STEERING INCLUDES ITEMS 35 THRU 42
18		90016099	1	COVER, DASHBOARD
19		90016100	1	COVER, LEFT SIDE
20		90016101	1	COVER, RIGHT SIDE
21		90016102	1	BELLOW, RUBBER
22		90016103	1	WHEEL, STEERING
23		90016104	1	CAP, WHEEL STEERING
24		90016105	1	HARNES ASSY.
25		90019808	7	CLIP, SCREW M4
26		90019809	5	SCREW, M4 X 12
27		90019810	2	SCREW, M4 X 16
28		90019823	4	SCREW, M6
29		90019824	2	RING, RETAINER
30		90019825	2	NUT, SELF-LOCKING
31		90019826	2	SCREW, 5X50
32		90016107	7	RELAY

Manitowoc Cranes

Description

STEERING COLUMN (TILT/TELE)

Assembly No.

80027679

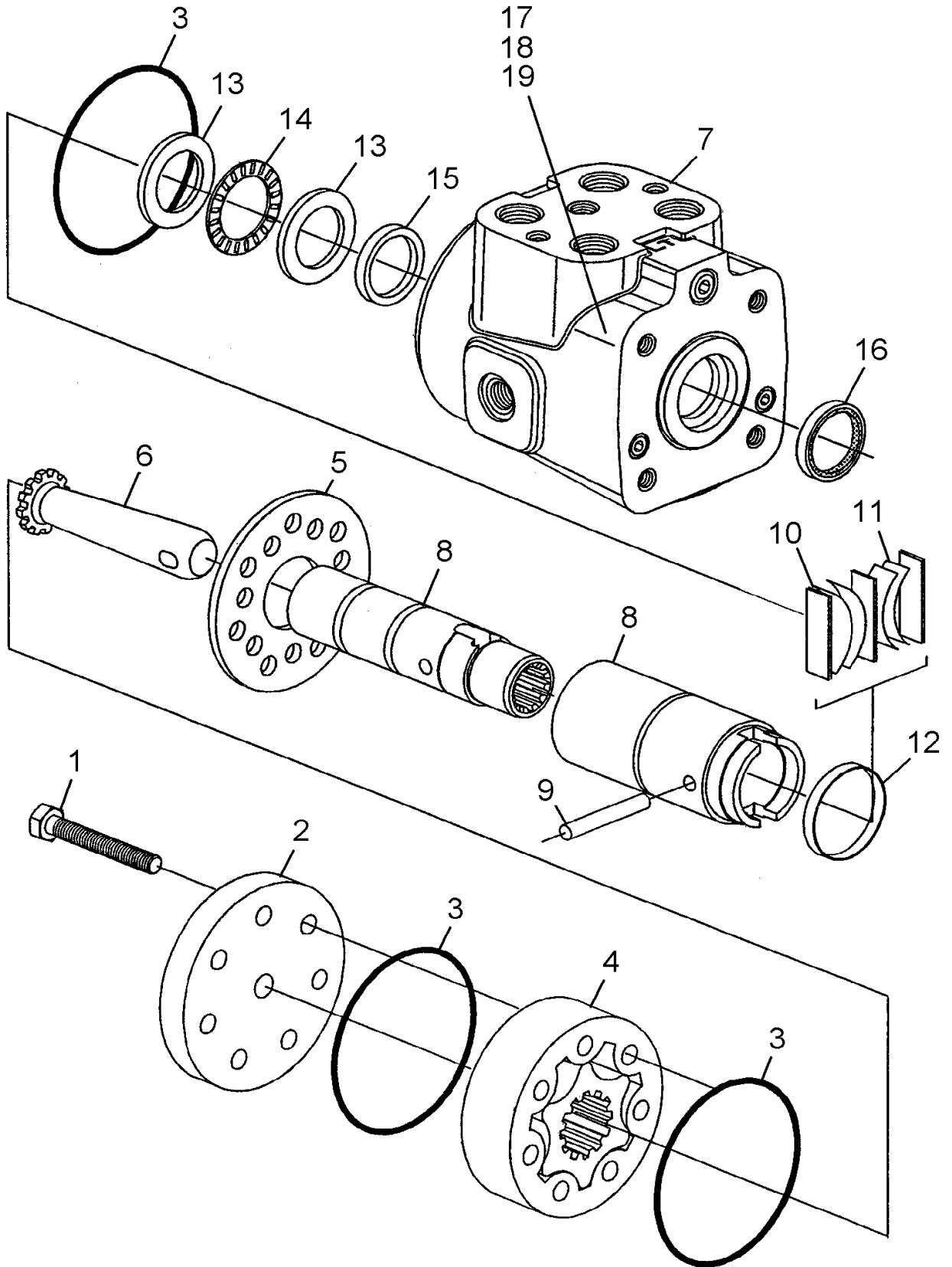
Revision:

Item	FN	Part	Qty	Description
33		90019827	1	FLASHER ASSY.
35		90016380	1	NUT, M18 X 1.5 DIN 936
36		90016404	4	NUT
37		90019828	1	KEY, 5X6
38		90016119	1	HANDLE, LOCKING
39		90016381	1	WASHER, 19 X 34 X 3 DIN 125 A
40		90018775	1	SPACER
41		90018777	1	O-RING
42		90016382	1	CAP, RUBBER

Manitowoc Cranes

Notes

Manitowoc Cranes



Manitowoc Cranes

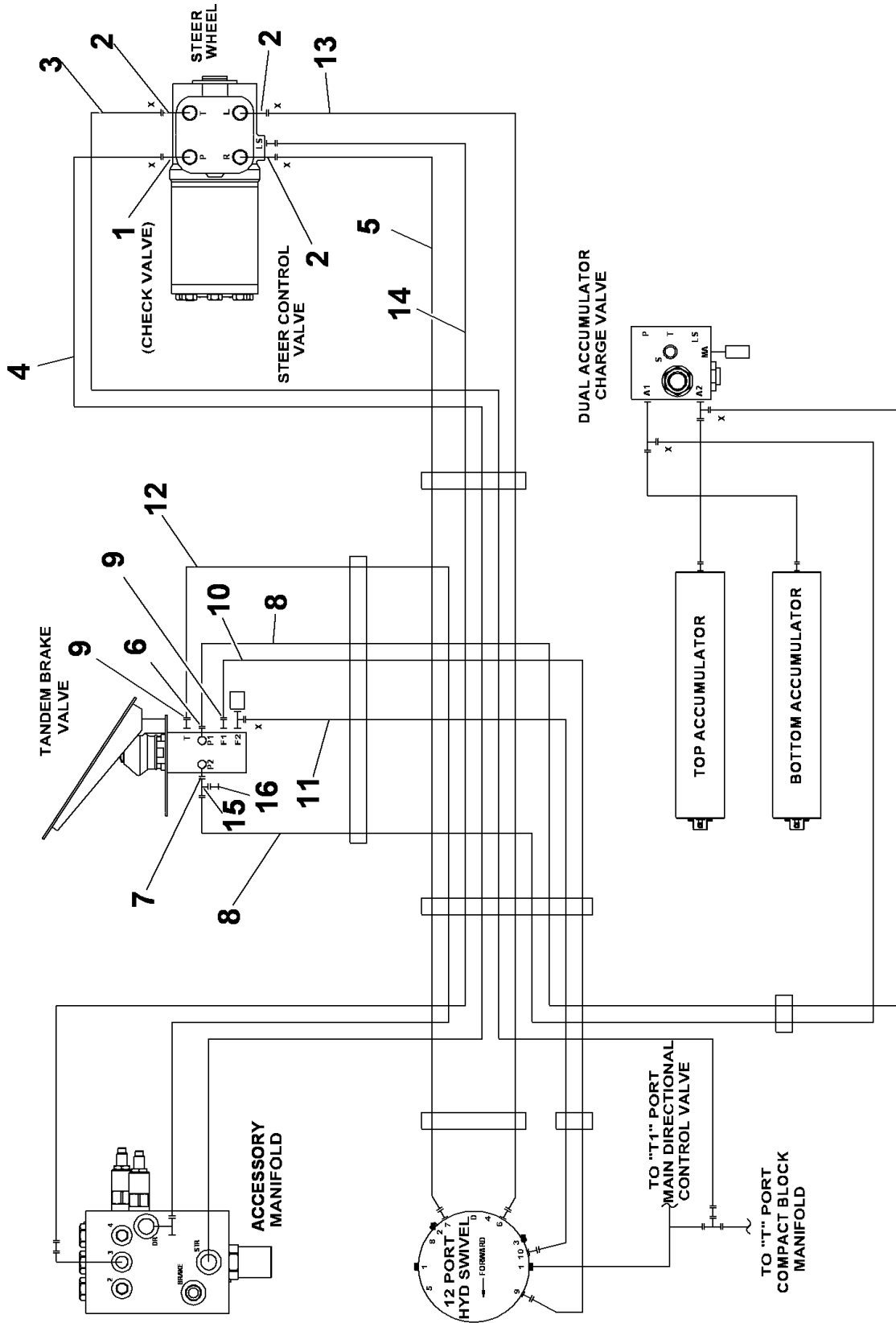
Description
STEERING CONTROL VALVE

Assembly No.
7926100705
Revision:

Item	FN	Part	Qty	Description
1		9926112470	7	CAPSCREW
2		NSS	1	CAP, END
3	*	NSS	3	SEAL
4		NSS	1	GEROTOR ASSEMBLY
5		NSS	1	PLATE
6		NSS	1	DRIVE
7		NSS	1	HOUSING
8		NSS	1	SPOOL/SLEEVE ASSEMBLY
9		NSS	1	PIN
10		9926112471	2	SPRING,SPACER
11		9926112472	4	SPRING,CENTERING
12		9926112473	1	RETAINER
13		9926112474	2	BEARING RACE
14		9926112475	1	BEARING,THRUST
15	*	NSS	1	SEAL
16	*	NSS	1	SEAL, DUST
17		NSS	1	INSERT
18		NSS	1	PIN
19		NSS	1	BALL
20	*	9926112476	1	KIT, SEAL

* REPAIR KIT AND/OR PART OF KIT

Manitowoc Cranes



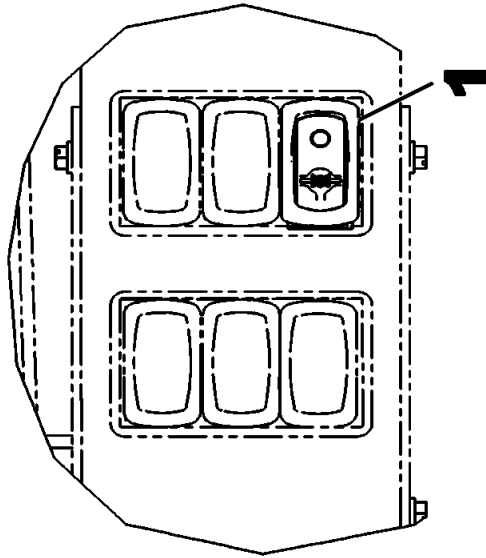
Manitowoc Cranes

Description
HYDRAULIC LINES INSTALLATION-CAB

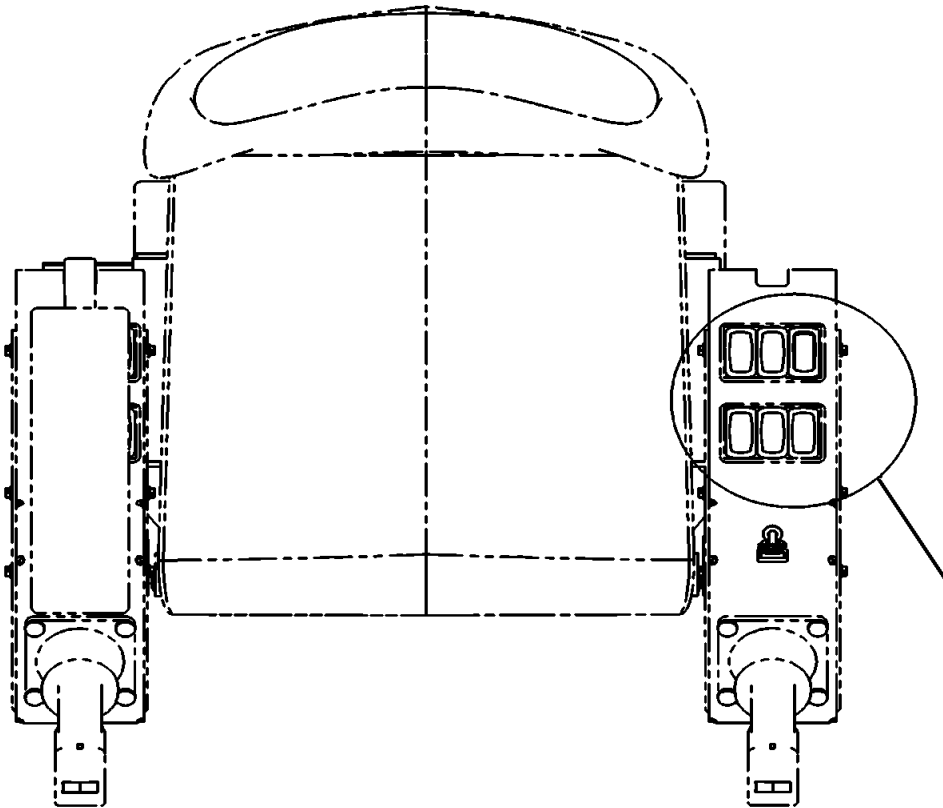
Assembly No.
80035669
Revision: **B**

Item	FN	Part	Qty	Description
1		7926002156	1	VALVE, INLET CHECK INCLUDES THE FOLLOWING PARTS
		9926103232	1	O-RING
		9926106646	1	O-RING
2		7447080801	3	ADAPTER, STRAIGHT INCLUDES THE FOLLOWING PARTS
		7755014002	1	O-RING
		7755908002	1	O-RING
3		7555308502	1	HYDR HOSE ASSY
4		7555309002	1	HOSE ASSY, 1/2" I.D.X 90" LONG
5		7555312302	2	1/2" I.D. X 123"
6		7447060603	1	ELBOW, 90 DEGREE INCLUDES THE FOLLOWING PARTS
		7755012002	1	O-RING
		7755906002	1	O-RING
7		7447060638	1	ELBOW, 90 DEGREE LONG INCLUDES THE FOLLOWING PARTS
		7755012002	1	O-RING
		7755906002	1	O-RING
8		7555208502	2	HYDR HOSE ASSY
9		7447060601	2	ADAPTER, STRAIGHT MALE INCLUDES THE FOLLOWING PARTS
		7755012002	1	O-RING
		7755906002	1	O-RING
10		7555208300	1	3/8" I.D. X 83"
11		7555208001	1	HOSE ASSY, 3/8" I.D. X 80" LONG
12		7555206800	1	HOSE ASSY, 3/8" I.D. X 68" LONG
13		7447040403	1	ELBOW, 90 DEGREE INCLUDES THE FOLLOWING PARTS
		7755011002	1	O-RING
		7755904002	1	O-RING
14		7555110000	1	HOSE ASSY, 1/4 I.D. X 100" LONG
15		7447060634	1	TEE, FEMALE RUN INCLUDES THE FOLLOWING PARTS
		7755012002	1	O-RING
		7755906002	1	O-RING
16		7443100140	1	COUPLING, 3/8" TEST PORT INCLUDES THE FOLLOWING PARTS
		9447100041	1	CAP, DUST - DIAGNOSTIC

Manitowoc Cranes



DETAIL A



SEE DETAIL A

Manitowoc Cranes

Description

SWITCH INSTALLATION-DIFFERENTIAL LOCK

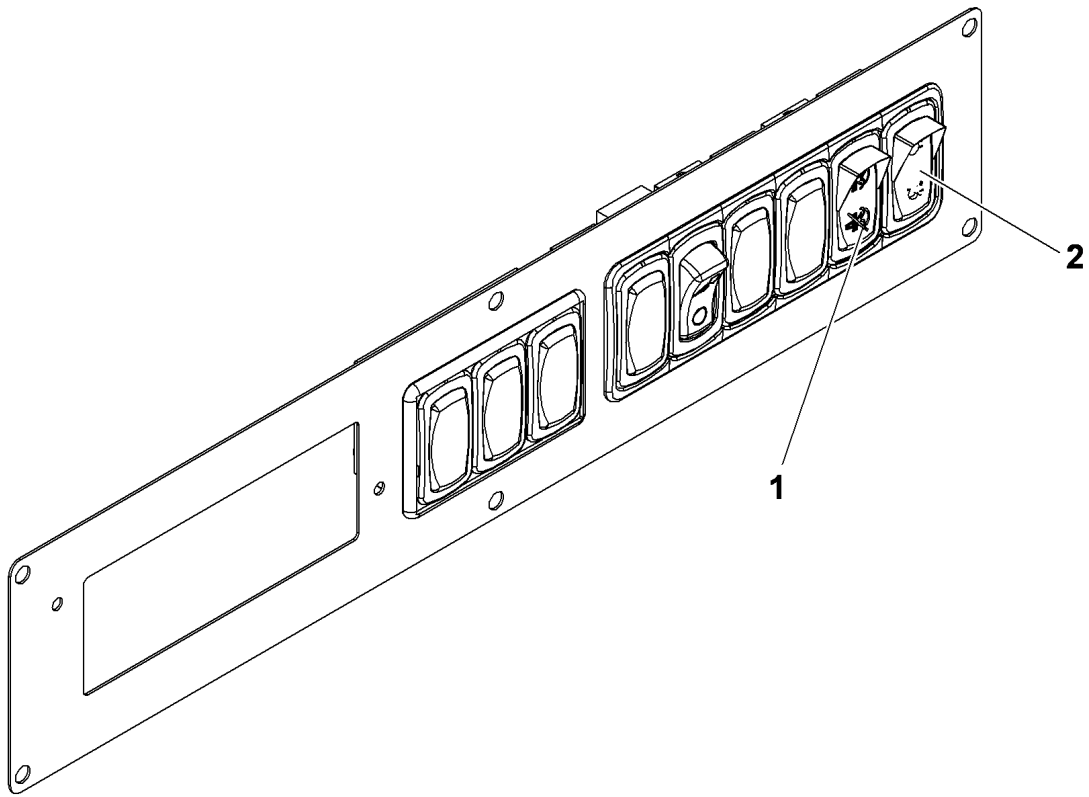
Assembly No.

80025173

Revision: #

Item	FN	Part	Qty	Description
1		80005816	1	SWITCH L-SERIES DIFF. LOCK

Manitowoc Cranes



Manitowoc Cranes

Description

SWITCH INSTL - TIER 4 REGEN

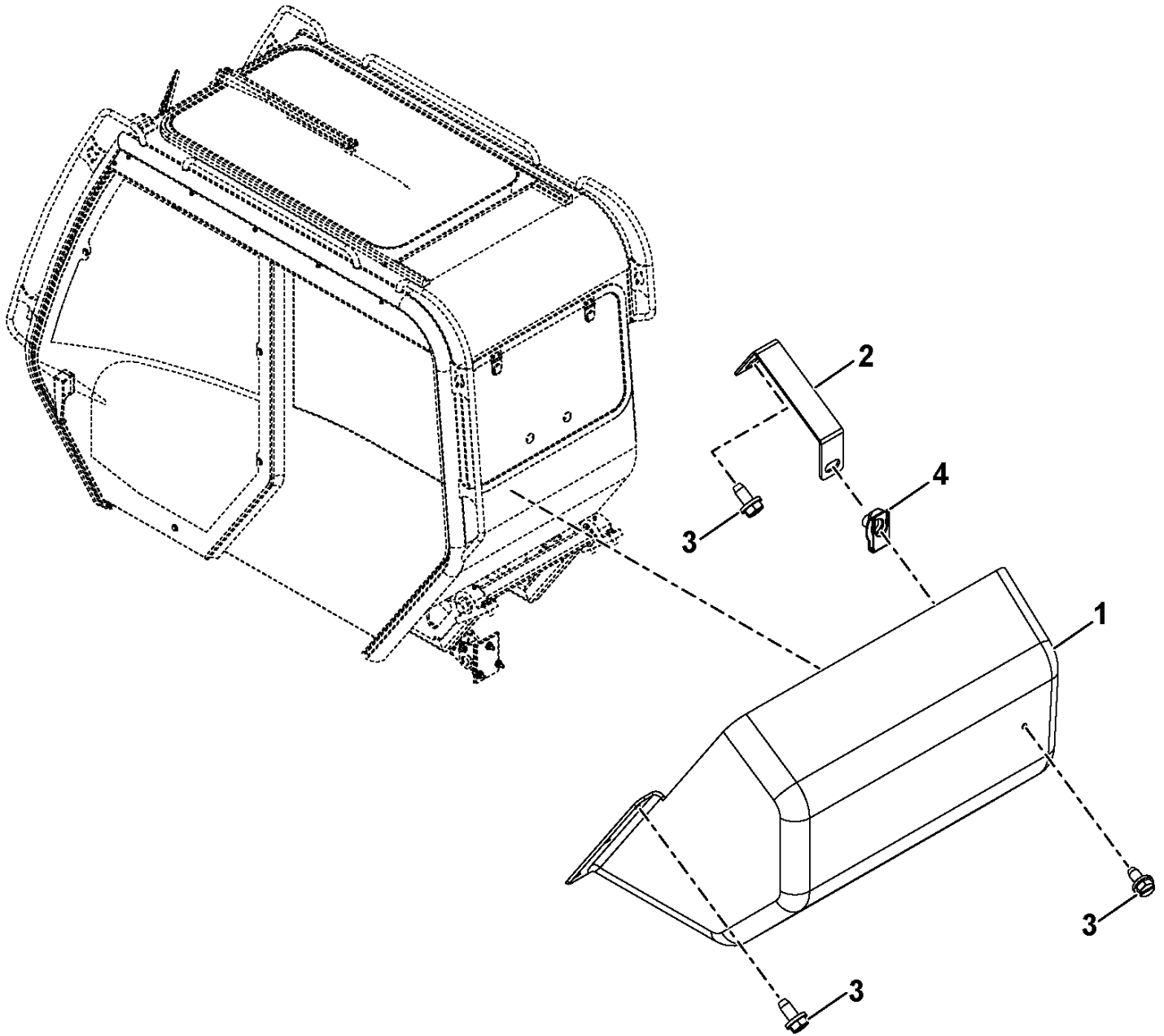
Assembly No.

80027883

Revision: **A**

Item	FN	Part	Qty	Description
1		80017626	1	REGEN INITIATE/INHIBIT SWITCH
2		80028811	1	HAND THROTTLE ENABLE

Manitowoc Cranes



Manitowoc Cranes

Description

REAR CAB COVER INSTALLATION

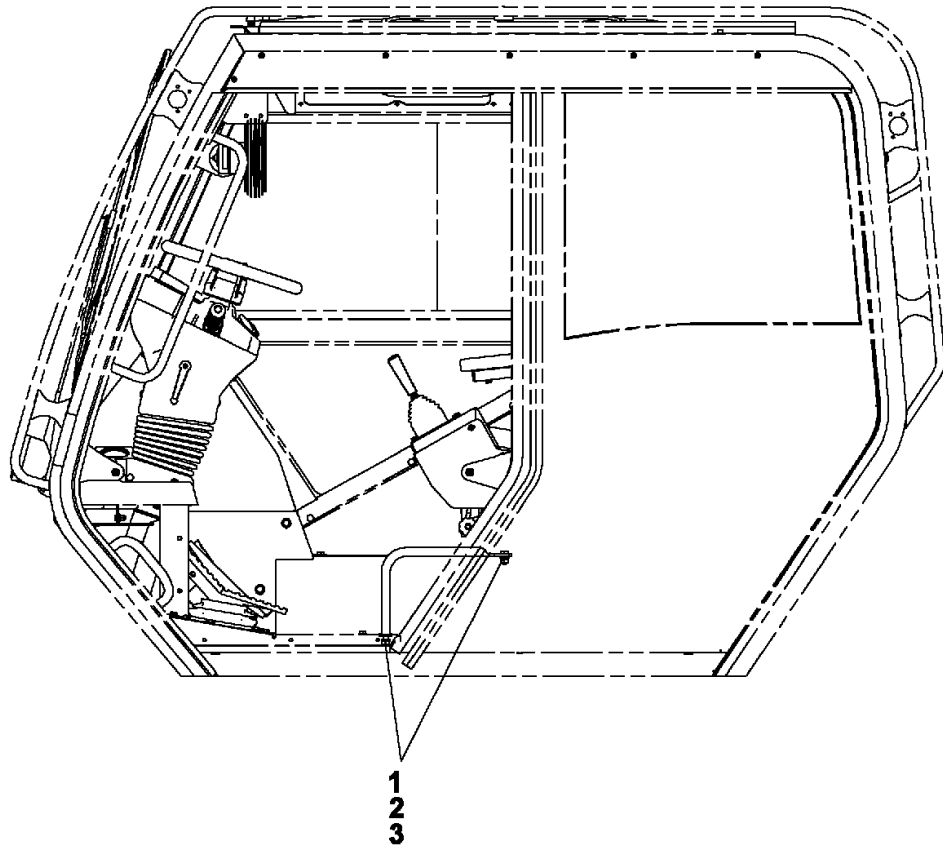
Assembly No.

80012660

Revision: **A**

Item	FN	Part	Qty	Description
1		80012661	1	REAR CAB COVER
2		80012663	1	BRACKET MOUNT
3		7790161253	5	SCREW, 3/8" - 16 N.C. X 3/4"
4		7659000862	1	NUT, RETAINING

Manitowoc Cranes



Manitowoc Cranes

Description

CAB GRAB HANDLE REWORK

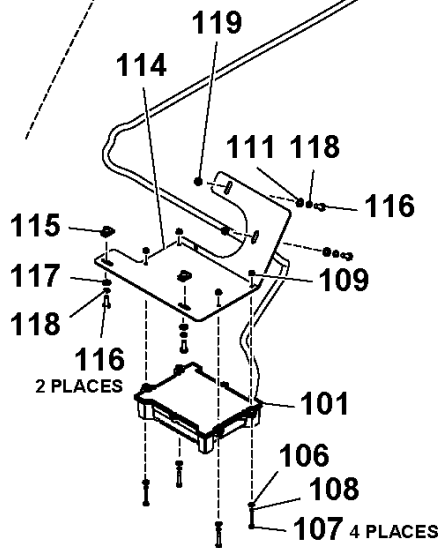
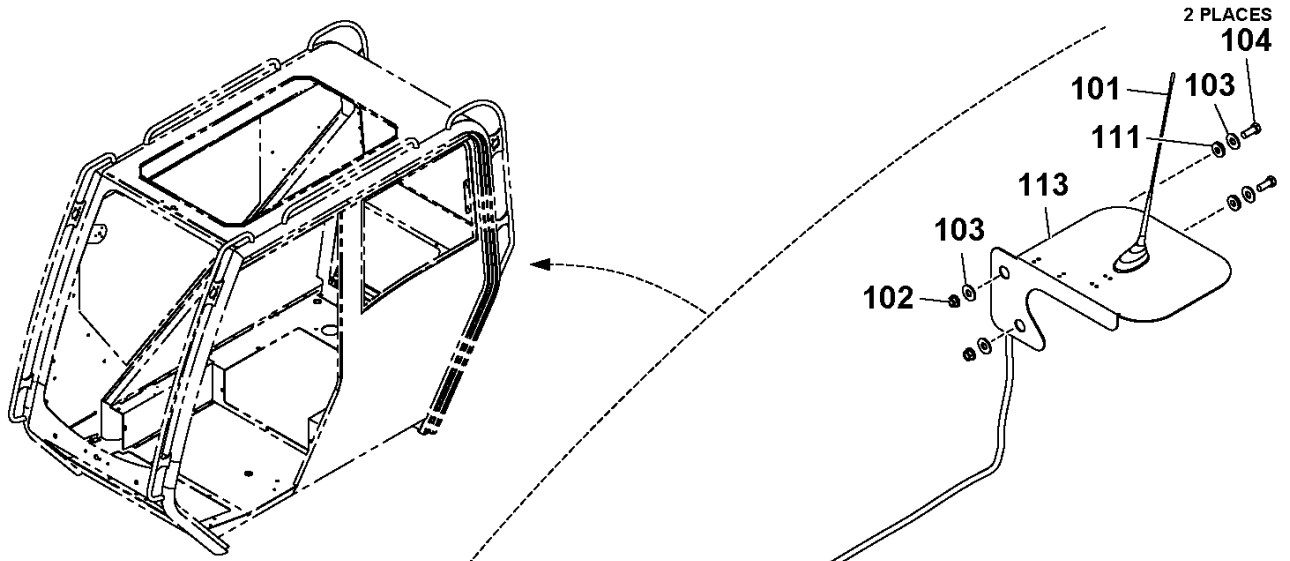
Assembly No.

80035985

Revision: **A**

Item	FN	Part	Qty	Description
1		7951190014	2	FLAT WASHER, 10MM I.D.
2		7951190220	2	WASHER, LOCK
3		7661190003	2	NUT, HEX 10MM

Manitowoc Cranes



ITEMS NOT SHOWN NBR. 105, 110, 112

Manitowoc Cranes

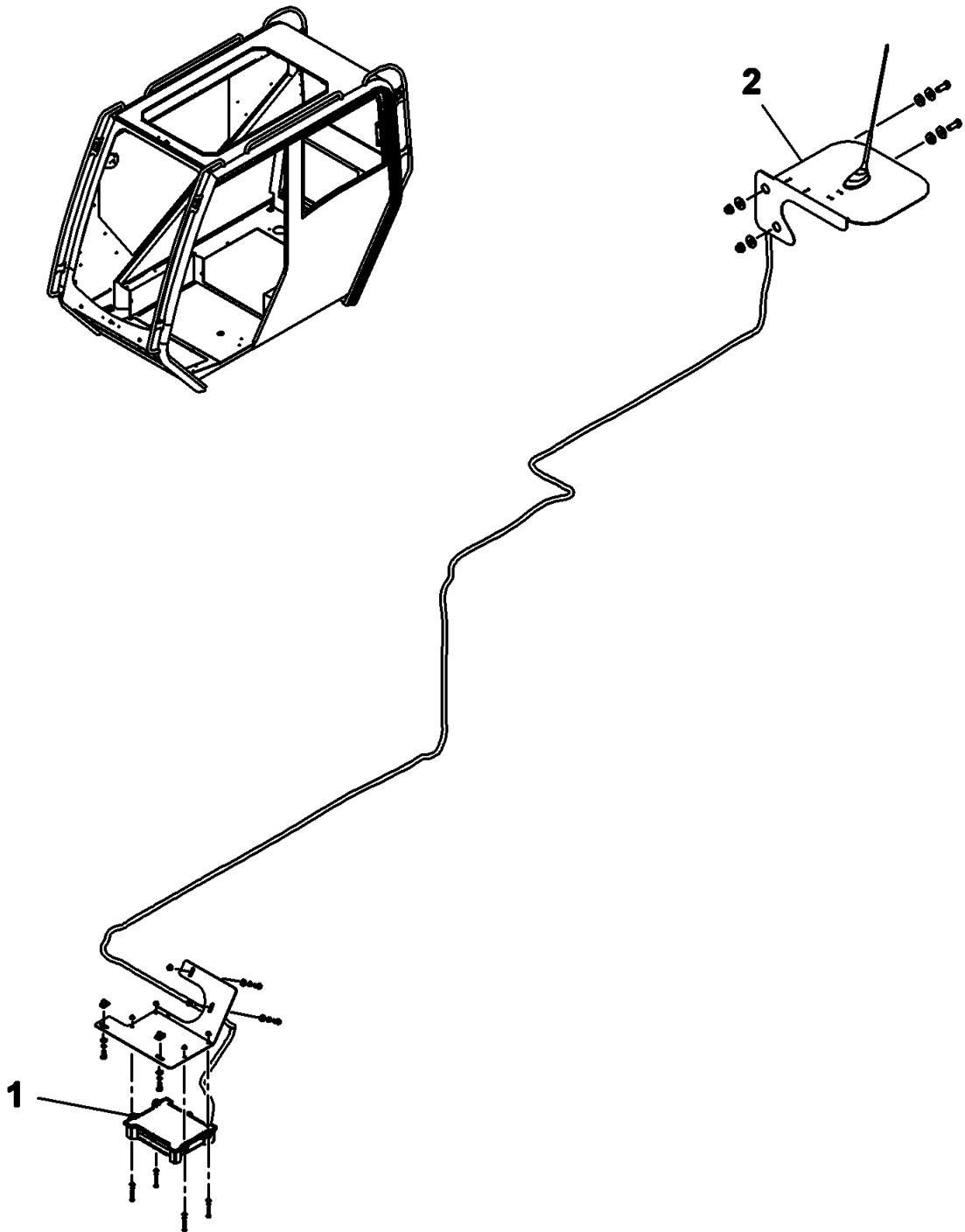
Description
CRANESTAR INSTALLATION

Assembly No.
80017428
 Revision: **A**

Item	FN	Part	Qty	Description
101	+	80018267	1	TCU AND SAT ANTENNA KIT
102		7660182701	2	LOCKNUT, FLANGE 1/2" - 13 N.C.
103		7950180161	4	FLAT WASHER, 1/2" I.D.
104		7115181050	2	CAP SCREW, 1/2" - 13 N.C. X 1 1/4" GRADE 5
105		7850000208	50	CABLE TIE, BLACK
106		7950100141	4	WASHER, FLAT, #10
107		7111101015	4	SCREW, MACHINE 3/16" - 24 N.C. X 1 1/4" GRADE 1
108		7950100050	4	WASHER, LOCK #10
109		7660102701	4	LOCKNUT, FLANGE
110		7300000243	1	CLAMP, TUBING 3/4" I.D.
111		7506000018	2	GROMMET 1/2" I.D.
112		8594000019	25	FLEXGUARD, 1/4" I.D. (QUANTITY IN FEET)
113		80017484	1	MOUNTING BRACKET
114		80017413	1	BRACKET C-STAR
115		7659190020	2	NUT, RETAINING 8 X 1.25
116		7126171153	4	CAP SCREW, M8 X 20MM HEX HEAD
117		7951170014	4	WASHER, FLAT #8
118		7951170210	4	WASHER, LOCK 8MM
119		7661170004	2	NUT, HEX - 8MM

+ SEE FURTHER BREAKDOWN THIS GROUP

Manitowoc Cranes



Manitowoc Cranes

Description

TCU AND SAT ANTENNA KIT

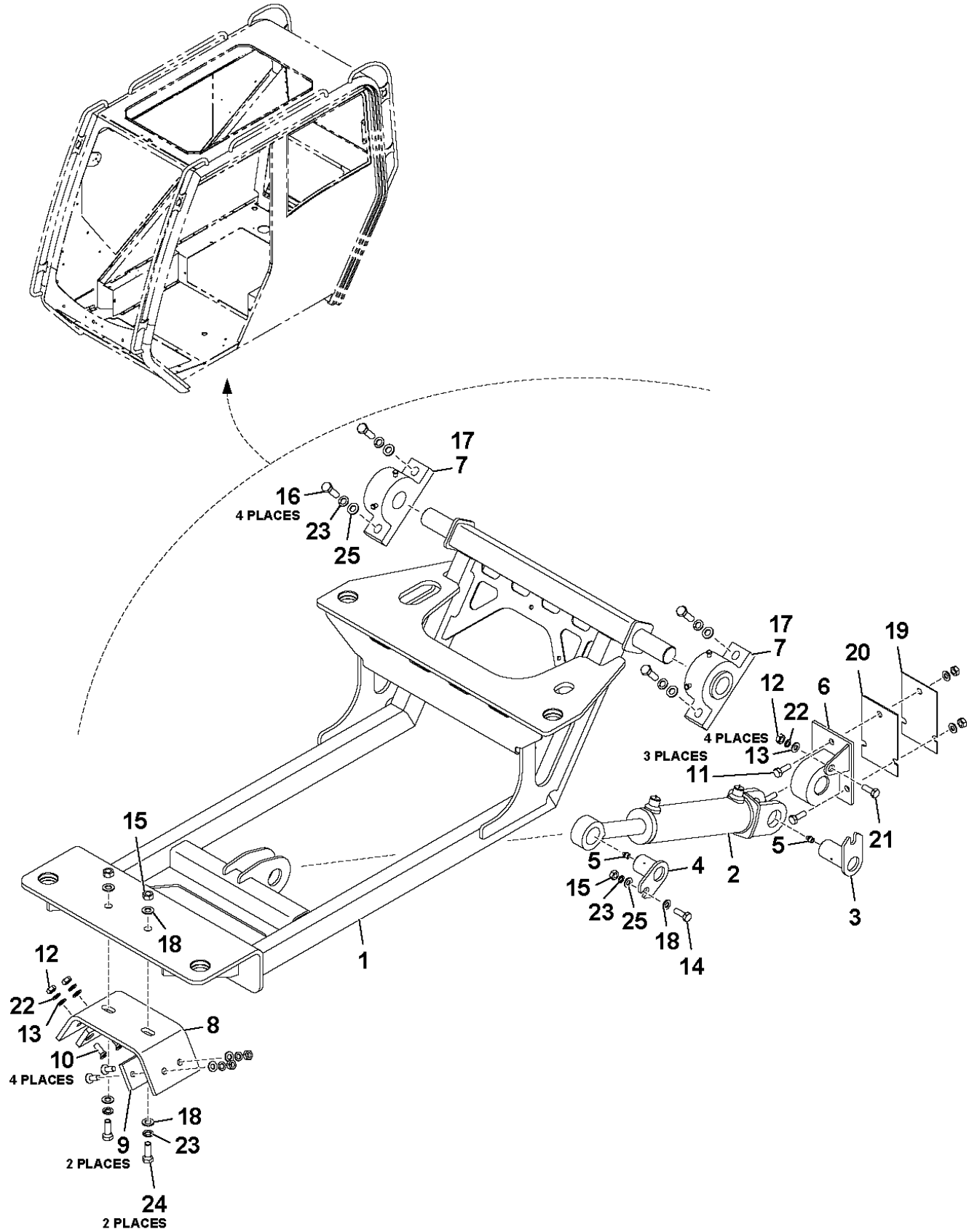
Assembly No.

80018267

Revision: #

Item	FN	Part	Qty	Description
1		80009833	1	TELEMATIC CONTROL UNIT (TCU)
2		80014746	1	SATALITE ANTENNA

Manitowoc Cranes



Manitowoc Cranes

Description

CAB TILT INSTALLATION

Assembly No.

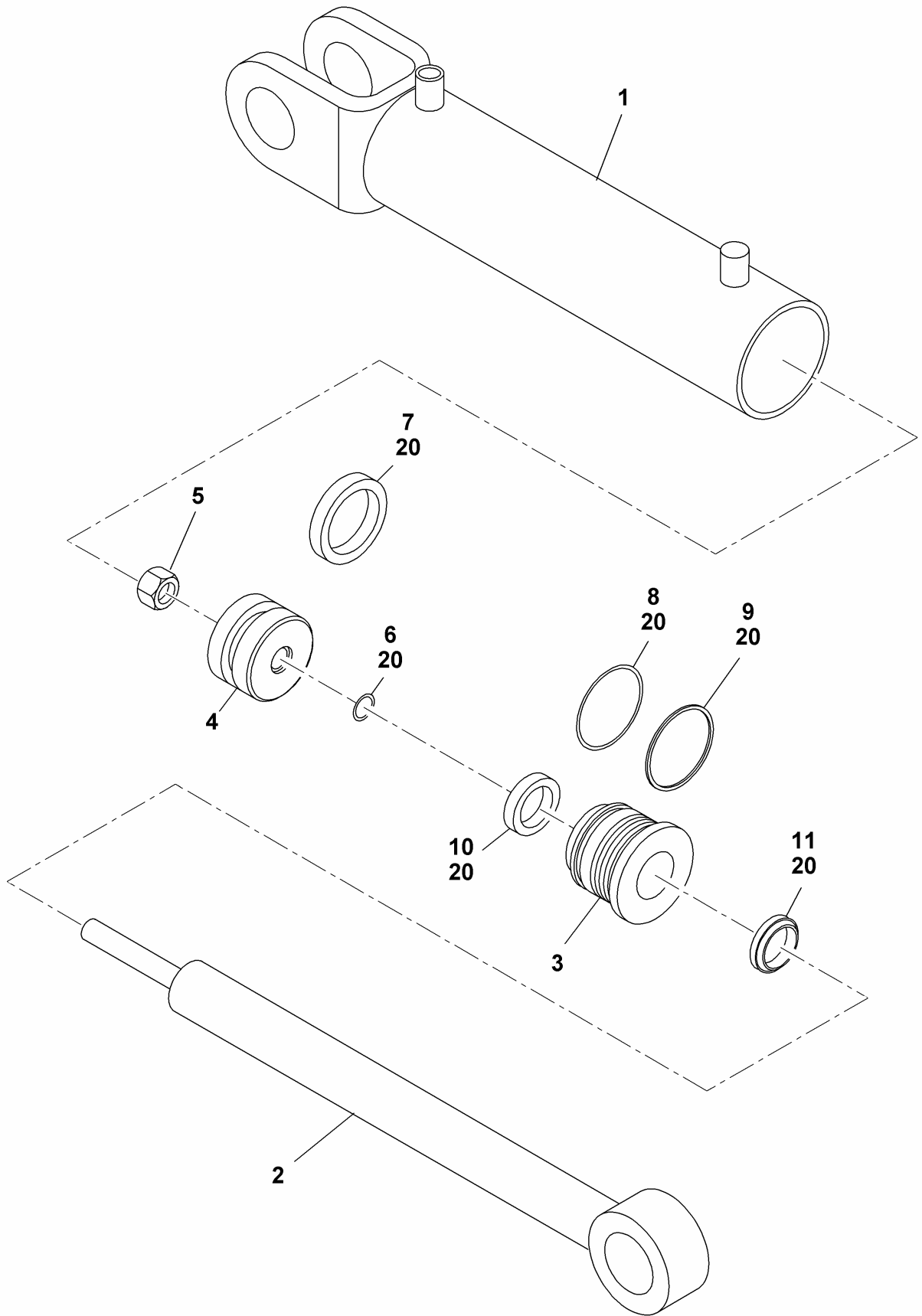
80010071

Revision: **D**

Item	FN	Part	Qty	Description
1		80007510	1	CAB SUPPORT
2	+	7372100250	1	CYLINDER ASSEMBLY - 2 1/2" STEER (COMPLETE ASSEMBLY)
3		80027233	1	PIN-LOWER
4		80027234	1	PIN-UPPER
5		7440000000	2	FITTING, 1/8 STRAIGHT GREASE
6		2197410000	1	LUG WELD
7		7069100063	2	PILLOW BLOCK INCLUDES THE FOLLOWING PARTS
		7440120400	2	FITTING, GREASE
		7785160600	1	SET SCREW 3/8" - 16 NC X 3/8"
8		4197410004	1	BRACKET
9		6671000263	2	PAD, WEAR
10		7127191555	4	CAP SCREW, M10X40 -10.9
11		7126191550	3	CAP SCREW, M10 X 40MM HEX HEAD
12		7661190003	7	NUT, HEX 10MM
13		7950160161	7	WASHER, FLAT WIDE 3/8
14		7660182701	2	LOCKNUT, FLANGE 1/2" - 13 N.C.
15		7661210003	2	NUT, HEX 12MM N.C.
16		7126211650	4	CAP SCREW, HEX HEAD
17		7440000400	4	FITTING, 90 DEGREE GREASE
18		7950180161	4	FLAT WASHER, 1/2" I.D.
19		6705170875	1	PLATE-SHIM
20		6705170804	1	PLATE-SHIM
21		7115181078	2	SCREW, FLANGE 1/2" - 13 N.C. X 1 1/4" GRADE 5
22		7951190220	7	WASHER, LOCK
23		7951210220	7	LOCK WASHER, 12
24		7126211550	2	CAP SCREW, M12 X 40
25		7949000235	4	WASHER, 1/2" I.D. FLAT

+ SEE FURTHER BREAKDOWN THIS GROUP

Manitowoc Cranes



Manitowoc Cranes

Description

CYLINDER ASSEMBLY - 2 1/2" STEER (COMPLETE ASSEMBLY)

Assembly No.

7372100250

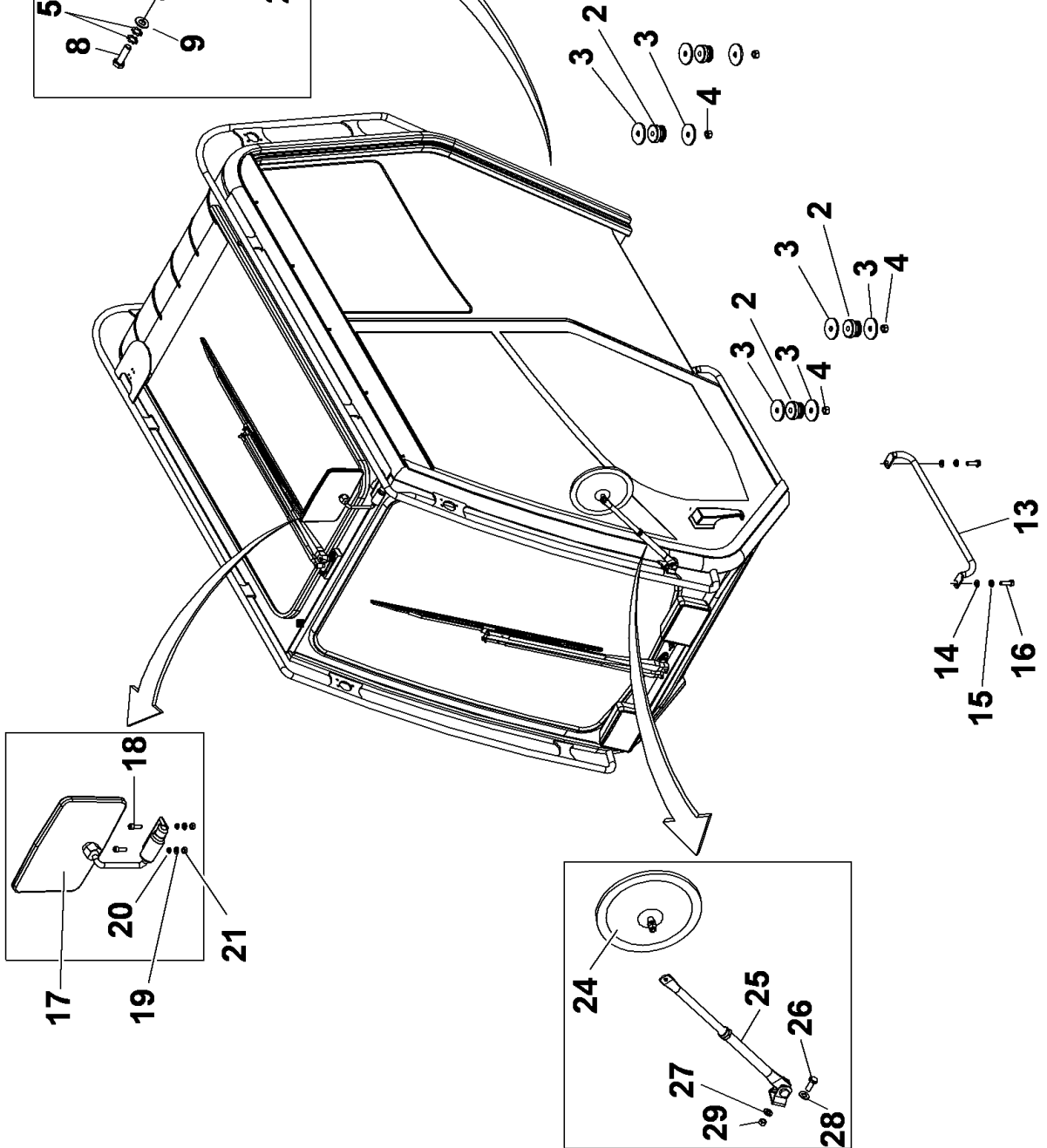
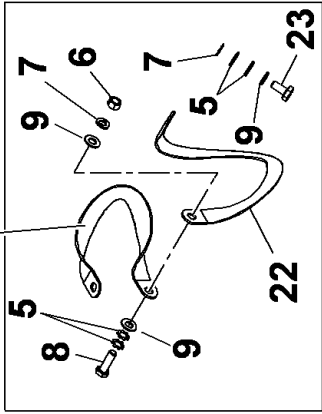
Revision:

Item	FN	Part	Qty	Description
1		9372103533	1	BARREL ASSY.
2		9372103534	1	ROD ASSY.
3		9372103535	1	GLAND, ROD
4		9372103536	1	PISTON
5		9372103538	1	NUT
6	*	NSS	1	O-RING
7	*	NSS	1	RING, SEAL PISTON
8	*	NSS	1	O-RING
9	*	NSS	1	RING, BACK-UP
10	*	NSS	1	RING, SEAL ROD
11	*	NSS	1	RING, WIPER
20	*	9372103537	1	KIT, SEAL

* REPAIR KIT AND/OR PART OF KIT

Manitowoc Cranes

SEE CAB ASSY



Manitowoc Cranes

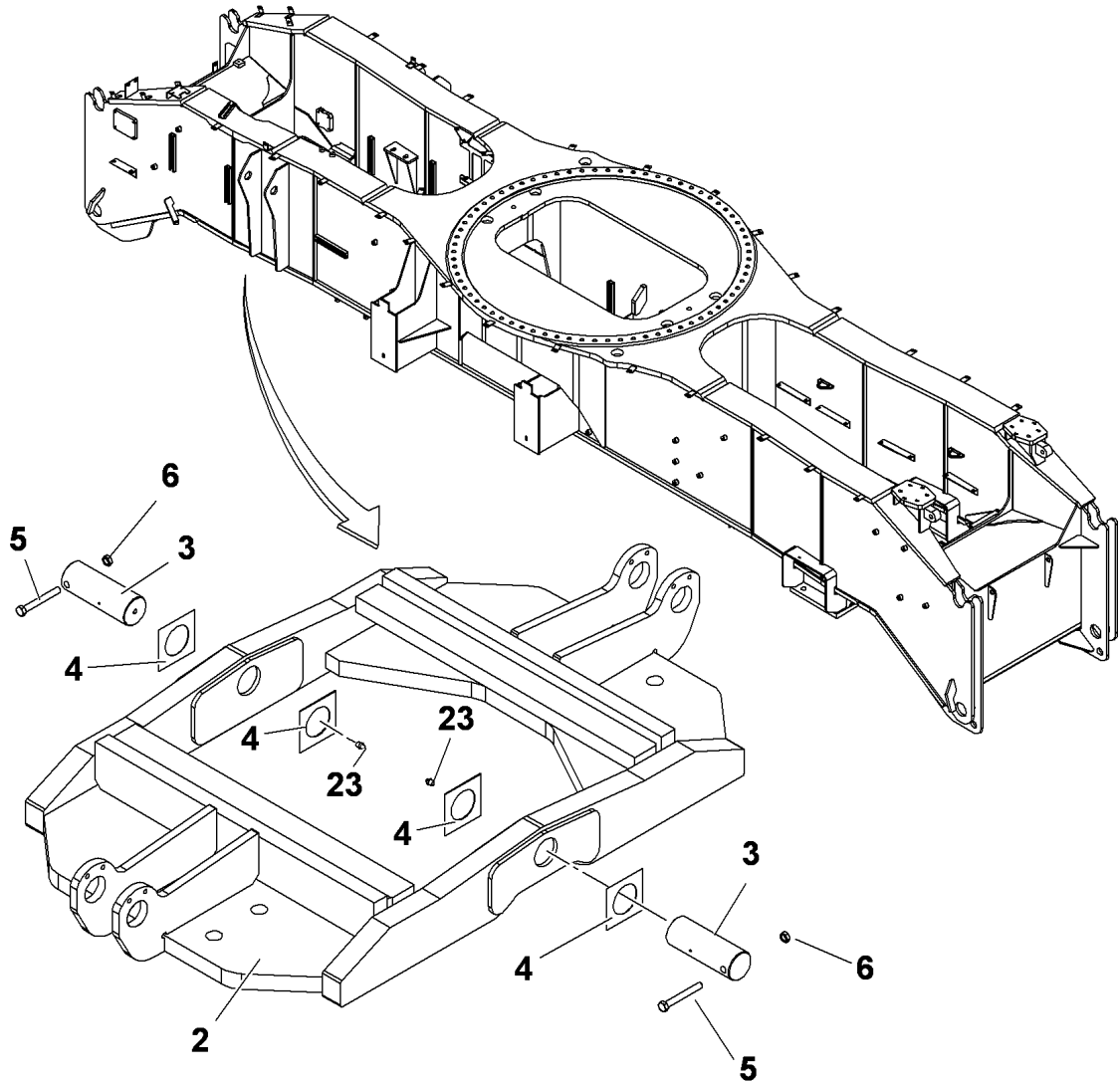
Description
CAB INSTALLATION-24V

Assembly No.
80039757
Revision: **B**

Item	FN	Part	Qty	Description
2	#	7638000203	4	MOUNT, SHOCK
3		80023974	8	DOCK WASHER
4		7660201600	4	LOCKNUT, HEX 5/8" - 11 N.C.
5		7950160350	3	WASHER, LOCK 3/8" I.D.
6		7660160001	1	NUT, HEX 3/8" - 16 N.C. GRADE 5
7		7950160050	2	WASHER, LOCK 3/8" I.D.
8		7115161050	1	CAP SCREW, 3/8" - 16 N.C. X 1 1/4" GRADE 5
9		7950160141	4	WASHER, 3/8" PLAIN NARROW
13		7511001058	1	HANDRAIL, GRAB
14		7951210014	2	WASHER, FLAT #12
15		7951210210	2	LOCK WASHER, 12MM I.D.
16		7126211253	2	CAP SCREW, M12 X 25MM HEX HEAD
17		02254477	1	OUTSIDE MIRROR WITH HOLDER
18		7115140850	2	CAP SCREW, 1/4" - 20 N.C. X 1" GRADE 5
19		7950140141	2	WASHER, FLAT 1/4" PLAIN NARROW
20		7950140050	2	WASHER, LOCK 1/4"
21		7660140001	2	NUT, HEX 1/4" - 20 N.C. GRADE 5
22		7850000046	1	STRAP, GROUND
23		7126191153	1	CAP SCREW, M10 X 20 HEX HEAD
24		7628000025	1	MIRROR, 8" CONVEX INCLUDES MOUNTING HARDWARE
25	#	7184001014	1	BRACKET, MIRROR ARM INCLUDES MOUNTING HARDWARE
26		7115160850	1	CAP SCREW, 3/8" - 16 N.C. X 1" GRADE 5
27		7950160050	1	WASHER, LOCK 3/8" I.D.
28		7950160141	1	WASHER, 3/8" PLAIN NARROW
29		7660160000	1	NUT, HEX 3/8" - 16 N.C.

SERVICED AS AN ASSEMBLY ONLY

Manitowoc Cranes



Manitowoc Cranes

Description
FRAME COMPLETE

Assembly No.
80026599
Revision: **C**

Item	FN	Part	Qty	Description
2		80022668	1	5TH WHEEL
3		4197110076	2	PIN, FIFTH WHEEL
4		4197110213	4	SHIM, FIFTH WHEEL
5		7115183250	2	CAP SCREW, 1/2" - 13 N.C. X 4" GRADE 5
6		7660181601	2	LOCKNUT, HEX 1/2" - 13 N.C.
23		7440000000	2	FITTING, 1/8 STRAIGHT GREASE

Manitowoc Cranes



The drawing or bill of material for this installation was not available when this catalog was created. Please contact Rich Rebok at Richard.rebok@manitowoc.com for Grove products or Galen Burkholder at Galen.burkholder@manitowoc.com for National products to supply us with your serial number and model number along with your mailing information. We will then send you the missing pages either via PDF or a hardcopy to be inserted into your manual.

Regards,
Technical Publications Department
Shady Grove, Pennsylvania
www.cranecare.com

Manitowoc Cranes

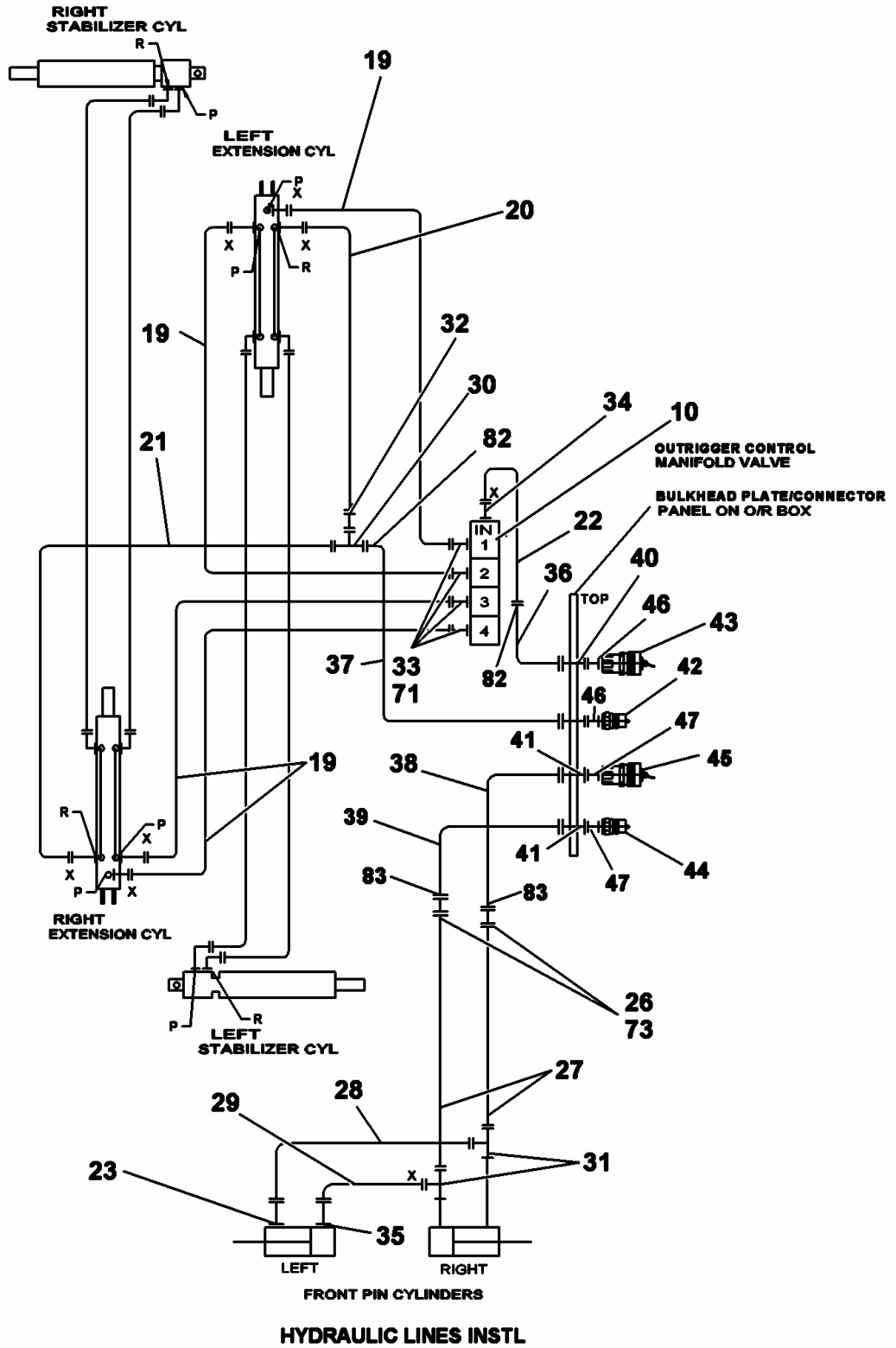
Description
OUTRIGGER BOX INSTALLATION

Assembly No.
80037605
Revision: **B**

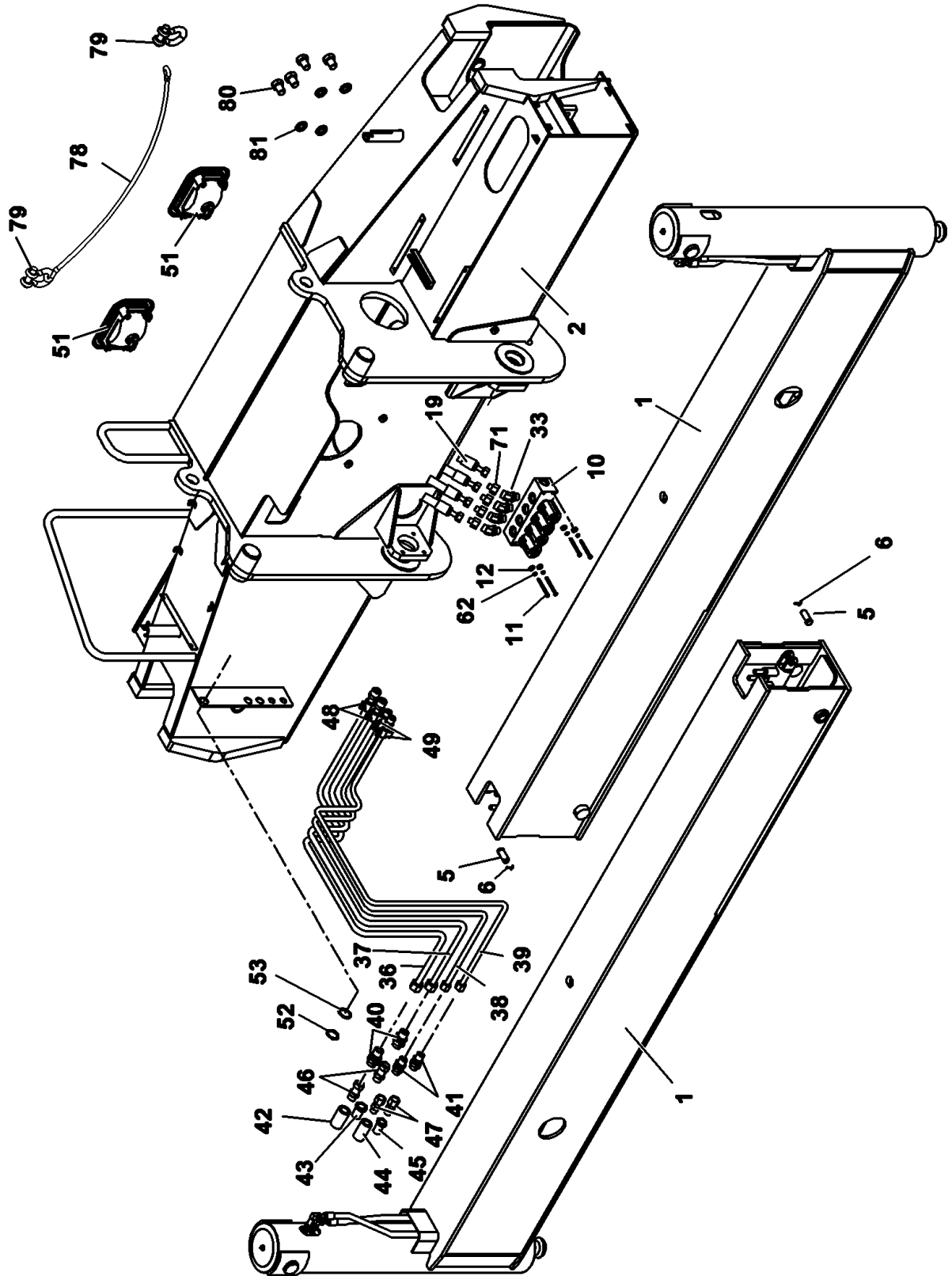
Item	FN	Part	Qty	Description
1	+	80034980	2	OUTRIGGER BOX ASSEMBLY

+ SEE FURTHER BREAKDOWN THIS GROUP

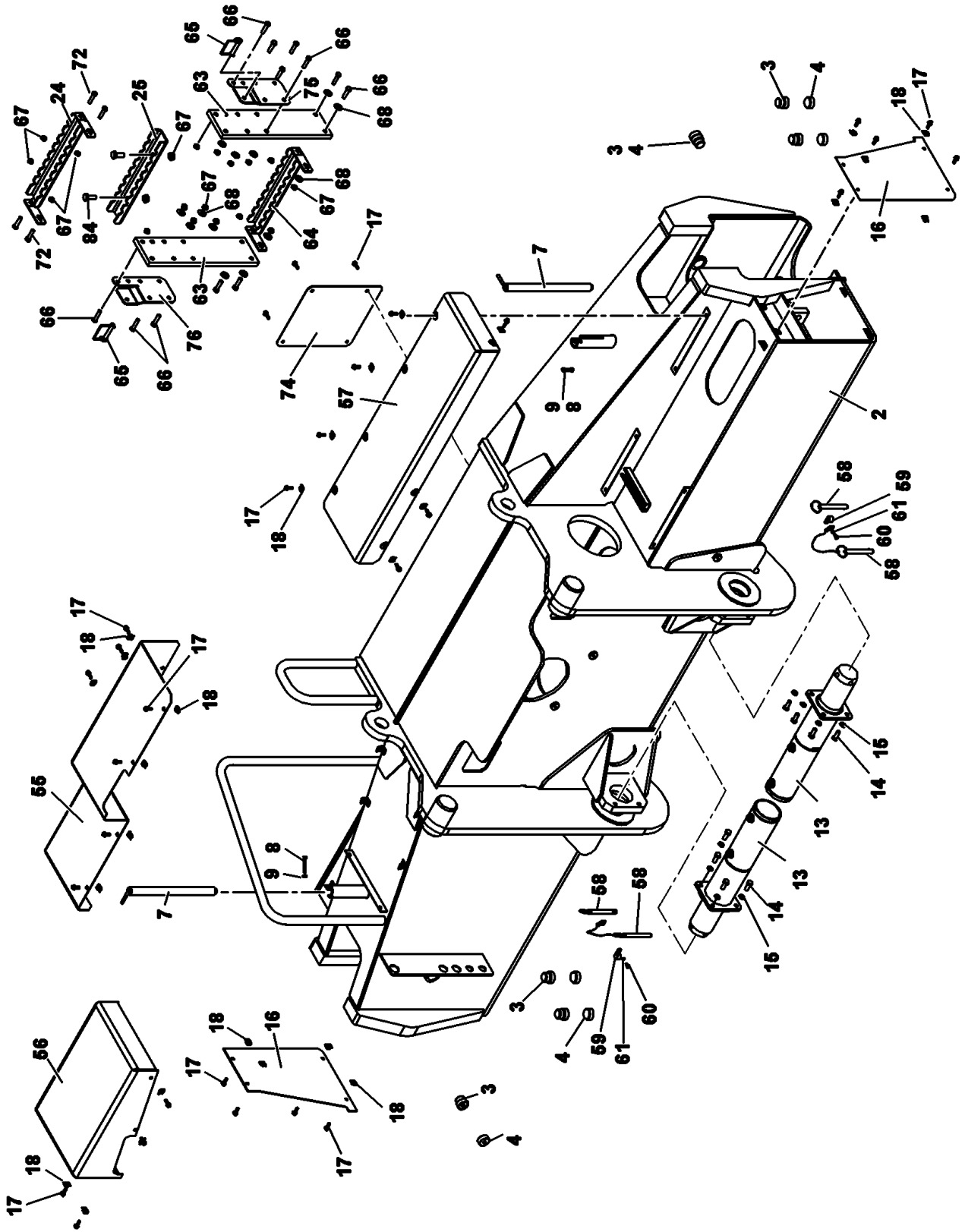
Manitowoc Cranes



Manitowoc Cranes



Manitowoc Cranes



Manitowoc Cranes

Description
OUTRIGGER BOX ASSEMBLY

Assembly No.
80034980
Revision: **F**

Item	FN	Part	Qty	Description
1	+	80035038	2	OUTRIGGER BEAM ASSEMBLY
2		80034979	1	OUTRIGGER BOX
3		80034260	6	WEAR PAD ASSY
4		7786000544	8	SCREW, SET (SLOTTED)
5		7689100036	2	PIN, CLEVIS
6		7690082410	2	PIN, COTTER 5/32" X 1 1/2"
7		80026805	2	PIN
8		7115151850	2	CAP SCREW, 5/16" - 18 N.C. X 2 1/4" GRADE 5
9		7660152701	2	LOCKNUT 5/16" - 18 N.C.
10	+	80008124	1	MANIFOLD - OUTRIGGER CONTROL
11		7115152850	2	CAP SCREW, 5/16" - 18 N.C. X 3 1/2" GRADE 5
12		7950150161	2	WASHER, 5/16" FLAT PLAIN WIDE
13	+	7372100289	2	CYLINDER ASSEMBLY - 4" POWER PIN (COMPLETE ASSEMBLY)
14		7115181050	8	CAP SCREW, 1/2" - 13 N.C. X 1 1/4" GRADE 5
15		7949000235	8	WASHER, 1/2" I.D. FLAT
16		4197110008	2	PLATE, COVER
17		7115150878	32	SCREW, FLANGE 5/16" - 18 N.C. X 1" GRADE 5
18		7659000256	28	NUT, RETAINING 5/16" - 18 N.C.
19		7555308403	4	1/2" I.D. X 84"
20		7555304403	1	HOSE ASSY, 1/2" I.D X 44" LONG
21		7555310003	1	HOSE 1/2"
22		7555306301	1	HOSE ASSY, 1/2"ID X 63" LONG
23		7447060603	1	ELBOW, 90 DEGREE INCLUDES THE FOLLOWING PARTS
		7755012002	1	O-RING
		7755906002	1	O-RING

+ SEE FURTHER BREAKDOWN THIS GROUP

Manitowoc Cranes

Description
OUTRIGGER BOX ASSEMBLY

Assembly No.
80034980
Revision: **F**

Item	FN	Part	Qty	Description
24		80022948	1	STEP
25		80023103	1	STEP
26		7447100613	2	REDUCER
27		7555206800	2	HOSE ASSY, 3/8" I.D. X 68" LONG
28		7555202400	1	HOSE ASSY, 3/8" I.D. X 24" LONG
29		7555201801	1	HOSE ASSY, 3/8" I.D. X 18" LONG
30		7447080834	1	TEE, MALE RUN INCLUDES THE FOLLOWING PARTS
		7755014002	1	O-RING
		7755908002	1	O-RING
31		7447060605	2	TEE, RUN INCLUDES THE FOLLOWING PARTS
		7755012002	1	O-RING
		7755906002	1	O-RING
32		7447080833	1	ELBOW, 90 DEGREE MALE INCLUDES THE FOLLOWING PARTS
		7755014002	1	O-RING
		7755908002	1	O-RING
33		7447121208	4	ELBOW, 45 DEGREE MALE INCLUDES THE FOLLOWING PARTS
		7755018002	1	O-RING
		7755912002	1	O-RING
34		7447081201	1	ADAPTER, STRAIGHT INCLUDES THE FOLLOWING PARTS
		7755014002	1	O-RING
		7755912002	1	O-RING
35		7447060601	1	ADAPTER, STRAIGHT MALE INCLUDES THE FOLLOWING PARTS
		7755012002	1	O-RING
		7755906002	1	O-RING
36		7910101038	1	TUBE ASSY (3/4"), TOP O/R BOX
37		7910101039	1	TUBE ASSY (3/4"), MID O/R BOX
38		7910101007	1	TUBE ASSY (5/8"), MID O/R BOX
39		7910101008	1	TUBE ASSY (5/8"), BOT O/R BOX
40		7447121217	2	UNION, BULKHEAD INCLUDES THE FOLLOWING PARTS
		7755018002	1	O-RING
41		7447101017	2	UNION
42		7364001606	1	COUPLER, MALE AND DUST CAP
43		7364001605	1	COUPLER, FEMALE AND DUST PLUG

Manitowoc Cranes

Description
OUTRIGGER BOX ASSEMBLY

Assembly No.
80034980
Revision: **F**

Item	FN	Part	Qty	Description
44		7364001604	1	COUPLER, MALE AND DUST CAP
45		7364001603	1	COUPLER, FEMALE AND DUST PLUG
46		7447121240	2	ADAPTER, STRAIGHT INCLUDES THE FOLLOWING PARTS
		7755018002	1	O-RING
		7755912002	1	O-RING
47		7447101040	2	ADAPTER, STRAIGHT INCLUDES THE FOLLOWING PARTS
		7755016002	1	O-RING
		7755910002	1	O-RING
48		7300000402	7	CLAMP, TUBING
49		7300000401	2	CLAMP, TUBING 5/8" I.D.
50	+	80035301	1	HARNESS ASSEMBLY - OUTRIGGER BOX
51		80008162	2	WORK LIGHT 24V
52		7659000193	1	NUT, PANEL
53		7949000346	1	WASHER, LOCK
54		7300000250	1	CLAMP, TUBING 1 3/4"
55		2197110041	1	COVER, BOTTOM STEP
56		4197110134	1	COVER, TOP STEP
57		2197110042	1	COVER, LEFT HAND STEP
58		80027210	2	QUICK RELEASE PIN
59		7300000195	2	CLAMP, TUBING 3/4" I.D.
60		7115140450	2	CAP SCREW, 1/4" - 20 N.C. X 1/2" GRADE 5
61		7950140050	2	WASHER, LOCK 1/4"
62		7950150050	2	WASHER, LOCK 5/16" I.D.
63		7418100011	2	EXTENSION, STEP
64		80022993	1	STEP
65		7689001756	2	PIN
66		7115161250	14	CAP SCREW, 3/8" - 16 N.C. X 1 1/2" GRADE 5
67		7660161601	20	LOCKNUT, HEX 3/8" - 16 N.C.

+ SEE FURTHER BREAKDOWN THIS GROUP

Manitowoc Cranes

Description
OUTRIGGER BOX ASSEMBLY

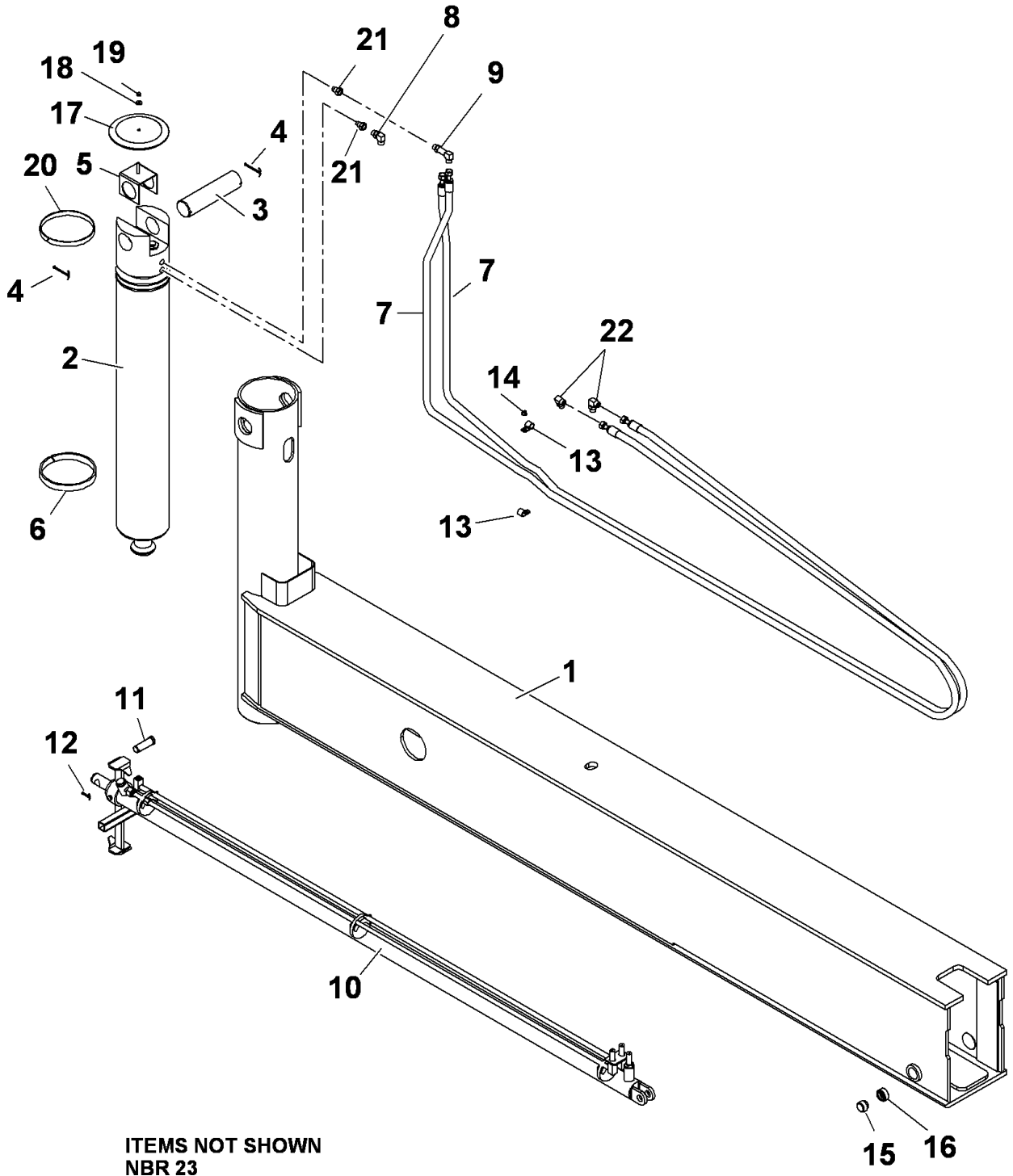
Assembly No.
80034980
 Revision: **F**

Item	FN	Part	Qty	Description
				GRADE 5
68		7950160161	18	WASHER, FLAT WIDE 3/8
71		7447120813	4	REDUCER
72		7115160850	4	CAP SCREW, 3/8" - 16 N.C. X 1" GRADE 5
73		7447101025	2	NUT
74		6705100251	1	PLATE - COVER
75		4197110295	1	PLATE, STEP INNER
76		4197110296	1	PLATE, STEP OUTER
77		80023172	1	KIT-SHEETMETAL O/R BOX ASSY
78		7780100877	1	SLING, 5FT X 5/8 WIRE ROPE
79		7806100006	2	SHACKLE, 7/8" GALVANIZED INCLUDES THE FOLLOWING PARTS
		9086101063	1	PIN & COTTER
80		7115220850	4	CAP SCREW, 3/4" - 10 N.C. X 1"
81		7950220050	4	LOCKWASHER, 3/4" I.D.
82		7755014002	2	O-RING
83		7755016002	2	O-RING
84		7115160750	2	CAP SCREW, 3/8" - 16 N.C. X 7/8" GRADE 5

Manitowoc Cranes

Notes

Manitowoc Cranes



Manitowoc Cranes

Description

OUTRIGGER BEAM ASSEMBLY

Assembly No.

80035038

Revision: **C**

Item	FN	Part	Qty	Description
1		80035039	1	OUTRIGGER BEAM
2	+	80012934	1	CYLINDER ASSEMBLY - INVERTED JACK (6 1/2" BORE)
3		6689001851	1	PIN
4		7690145610	2	PIN, COTTER 1/4" X 3 1/2"
5		6184002997	1	BRACKET, CAP
6		7753001518	1	RING
7		7554322800	2	HOSE ASS'Y .5 ID X 228LG
8		7447080803	1	ELBOW, 90 DEGREE MALE INCLUDES THE FOLLOWING PARTS
		7755014002	1	O-RING
		7755908002	1	O-RING
9		7447080838	1	ELBOW, 90 DEGREE LONG INCLUDES THE FOLLOWING PARTS
		7755014002	1	O-RING
10	+	80011072	1	CYLINDER ASSEMBLY - OUTRIGGER EXTENSION (COMPLETE ASSEMBLY)
11		7690264804	1	PIN, CLEVIS 1" X 3"
12		7690102410	1	PIN, COTTER 3/16" X 1 1/2"
13		7300000243	2	CLAMP, TUBING 3/4" I.D.
14		7660162701	1	LOCKNUT, HEX 3/8" - 16 N.C.
15		4150101045	1	WEAR PAD
16		7786000544	1	SCREW, SET (SLOTTED)
17		7258001543	1	CAP, JACK CYLINDER
18		7949001186	1	WASHER, BLACK NYLON
19		7660152200	1	NUT, ACORN 5/16" - 18 N.C.
20		7753001517	1	RING, WEAR
21		7013000384	2	ADAPTER, REDUCING
22		7447080803	2	ELBOW, 90 DEGREE MALE INCLUDES THE FOLLOWING PARTS
		7755014002	1	O-RING
		7755908002	1	O-RING
23		8594000028	5	WRAP, HOSE

+ SEE FURTHER BREAKDOWN THIS GROUP

Manitowoc Cranes

Description

OUTRIGGER BEAM ASSEMBLY

Assembly No.

80035038

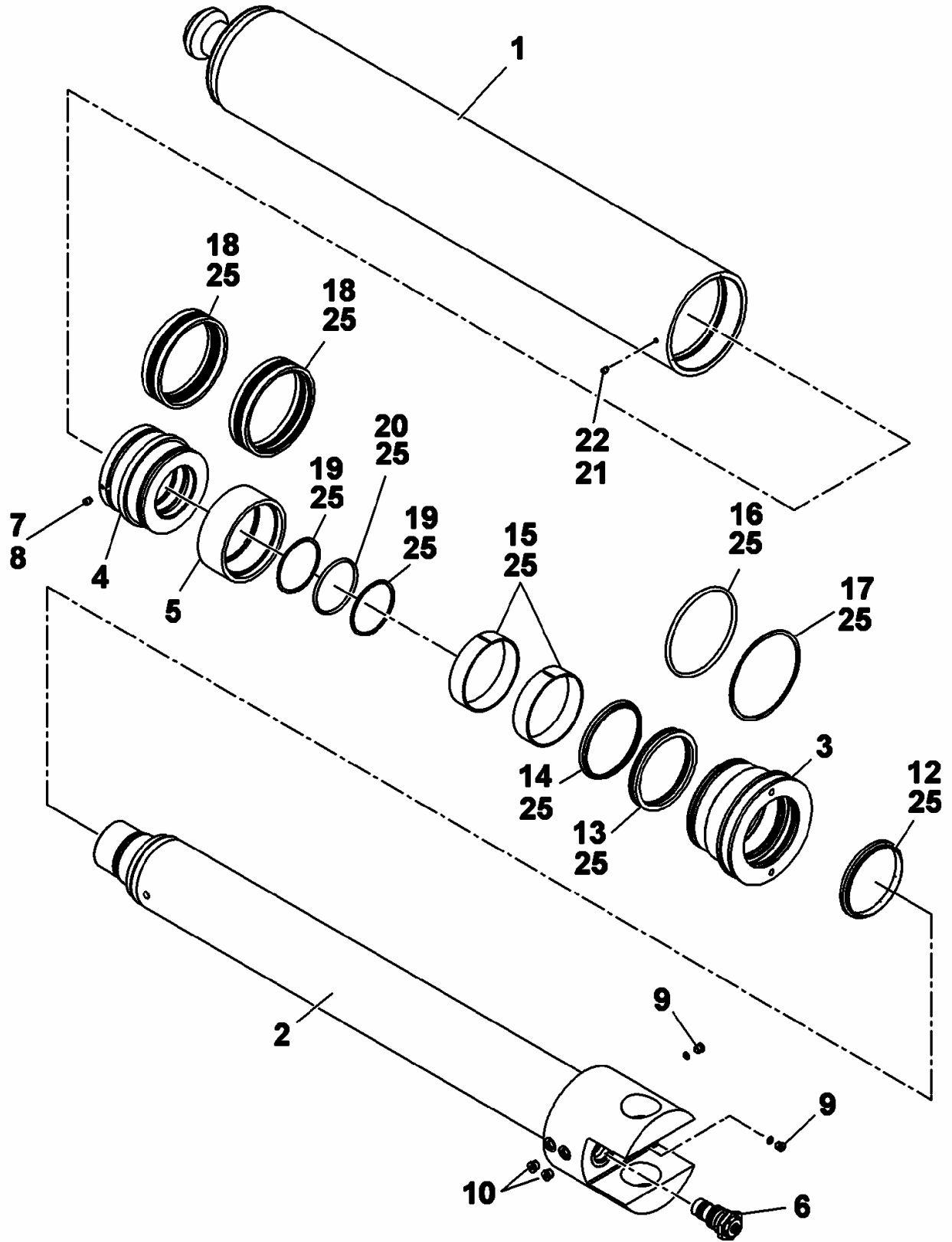
Revision: **C**

Item	FN	Part	Qty	Description
				(QUANTITY IN FEET)

Manitowoc Cranes

Notes

Manitowoc Cranes



Manitowoc Cranes

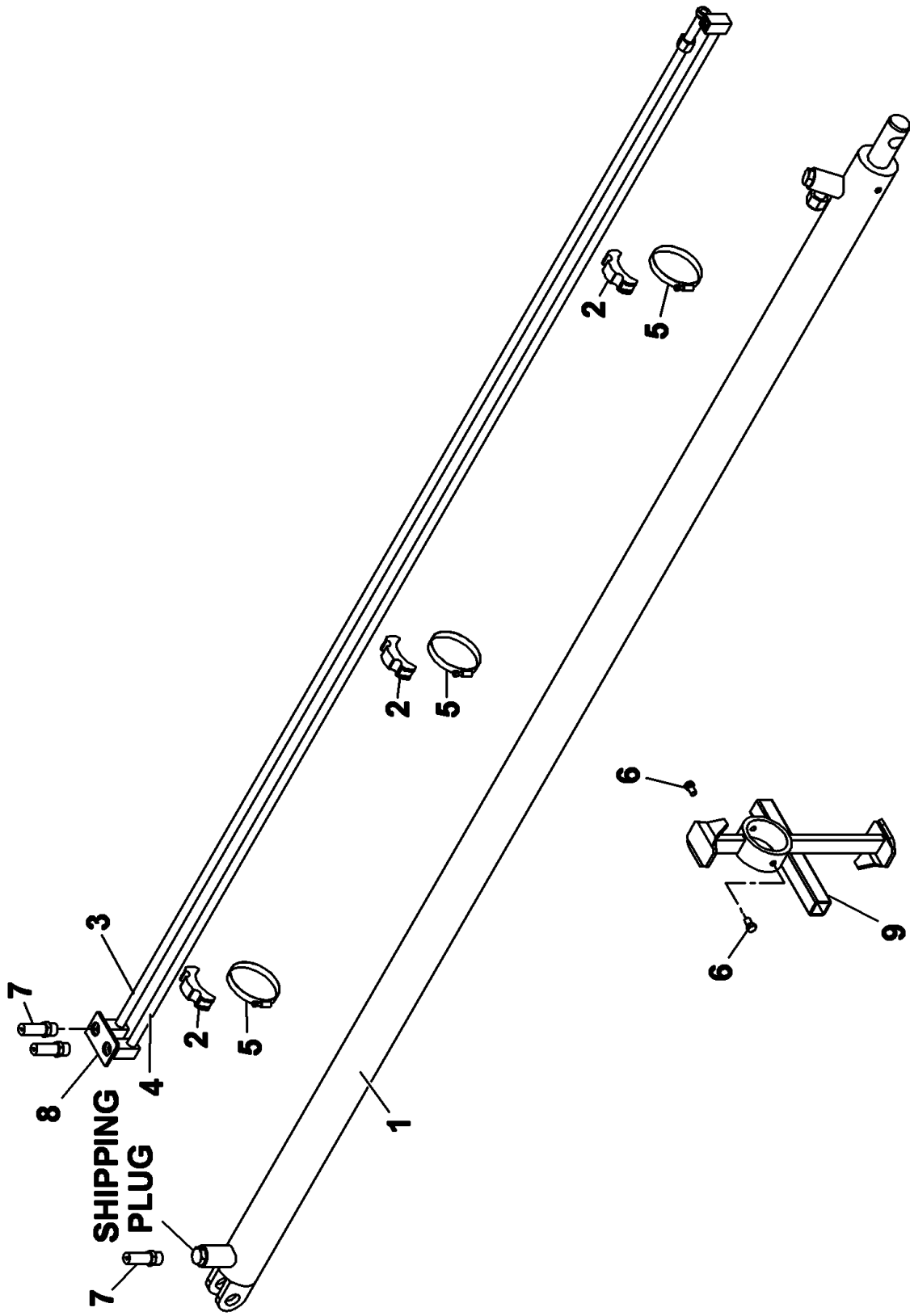
Description
CYLINDER ASSEMBLY - INVERTED JACK (6 1/2" BORE)

Assembly No.
80012934
 Revision:

Item	FN	Part	Qty	Description
1		9372103618	1	BARREL ASSY.
2		9372103619	1	ROD ASSY.
3		9372103620	1	HEAD, CYLINDER
4		9372103621	1	PISTON
5		9372103622	1	SPACER
6		80012095	1	VALVE, CHECK PO
				INCLUDES THE FOLLOWING PARTS
		90014436	1	KIT, SEAL
7		9372103595	1	SCREW, SET
8		9372103596	1	INSERT, NYLON
9		90014287	2	PLUG, SAE#4 (44-20)SOCKET HEAD
10		90014288	2	PLUG, SAE#6(56-18)SOCKET HEAD
12	*	NSS	1	RING, WIPER 5" ROD
13	*	NSS	1	SEAL, ROD 5 1/2" Z-SEAL
14	*	NSS	1	BUFFER SEAL ASSY, 5" ROD
15	*	NSS	2	WEAR RING, 5" ROD
16	*	NSS	1	O-RING, LOW TEMPERATURE
17	*	NSS	1	RING, BACK UP
18	*	NSS	2	SEAL ASSY, 6 1/2" PISTON
19	*	NSS	1	O-RING, LOW TEMPERATURE
20	*	NSS	2	RING, BACK UP
21		9372103611	1	SCREW, SET
22		9372103612	1	INSERT, NYLON
25	*	7373000125	1	KIT, SEAL (CONSISTS OF ALL * ITEMS)

* REPAIR KIT AND/OR PART OF KIT

Manitowoc Cranes



Manitowoc Cranes

Description

CYLINDER ASSEMBLY - OUTRIGGER EXTENSION (COMPLETE ASSEMBLY)

Assembly No.

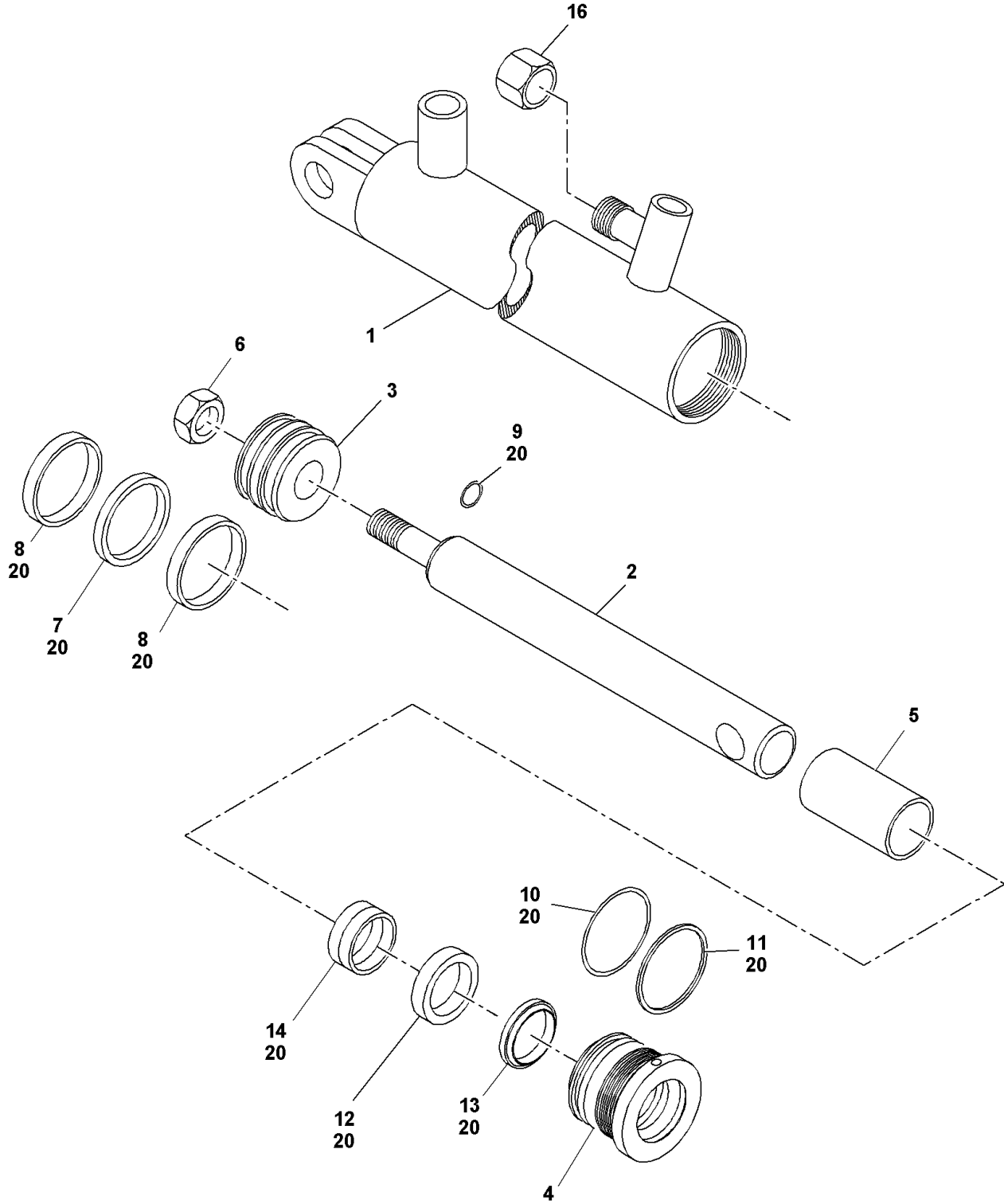
80011072

Revision: **B**

Item	FN	Part	Qty	Description
1	+	7372100237	1	CYLINDER ASSEMBLY - 2 1/2" O/R EXTENSION (COMPLETE ASSEMBLY)
2		7300001082	3	CLAMP, DOUBLE SADDLE
3		80010727	1	TUBE ASSY (JACK CYL RETRACT)
4		80010729	1	TUBE ASSY (JACK CYL EXTEND)
5		7300000018	3	CLAMP 4 1/2"
6		7115160550	2	CAP SCREW, 3/8" - 16 N.C. X 5/8" GRADE 5
7		7447080802	3	CONNECTOR, LONG INCLUDES THE FOLLOWING PARTS
		7755014002	1	O-RING
		7755908002	1	O-RING
8		6705017939	1	PLATE
9		6608100054	1	LUG

+ SEE FURTHER BREAKDOWN THIS GROUP

Manitowoc Cranes



Manitowoc Cranes

Description

CYLINDER ASSEMBLY - 2 1/2" O/R EXTENSION (COMPLETE ASSEMBLY)

Assembly No.

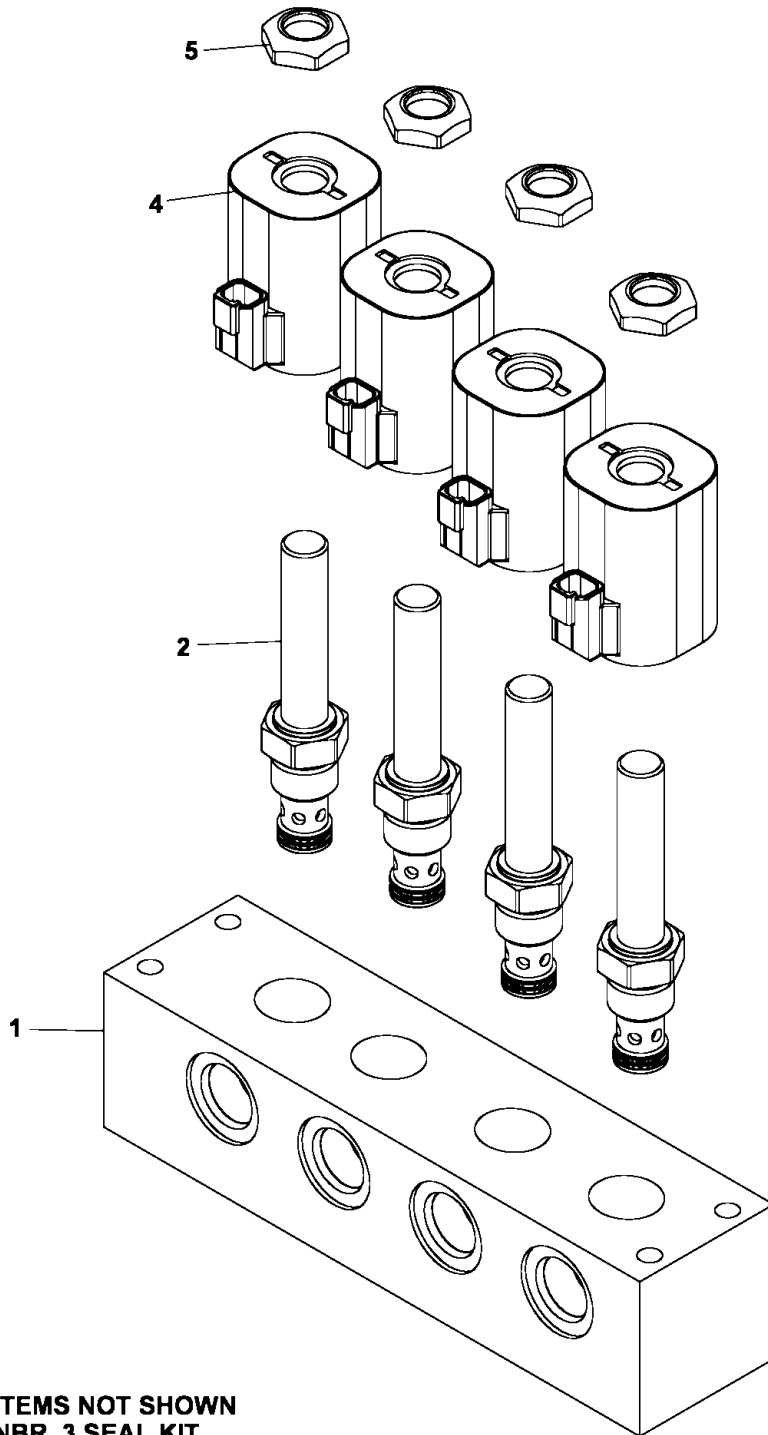
7372100237

Revision:

Item	FN	Part	Qty	Description
1		9372103544	1	BARREL ASSY.
2		9372103545	1	ROD ASSY.
3		9372103546	1	PISTON
4		9372103547	1	GLAND, ROD
5		9372103548	1	SPACER
6		9372103549	1	NUT
7	*	NSS	1	RING, SEAL PISTON
8	*	NSS	2	RING, WEAR
9	*	NSS	1	O-RING
10	*	NSS	1	O-RING
11	*	NSS	1	RING, BACK-UP
12	*	NSS	1	RING, SEAL ROD
13	*	NSS	1	RING, WIPER
14	*	NSS	2	RING, WEAR
16		9372103550	1	CAP
				INCLUDES THE FOLLOWING PARTS
		7755910002	1	O-RING
20	*	9372103551	1	KIT, SEAL

* REPAIR KIT AND/OR PART OF KIT

Manitowoc Cranes



ITEMS NOT SHOWN
NBR 3 SEAL KIT

Manitowoc Cranes

Description

MANIFOLD - OUTRIGGER CONTROL

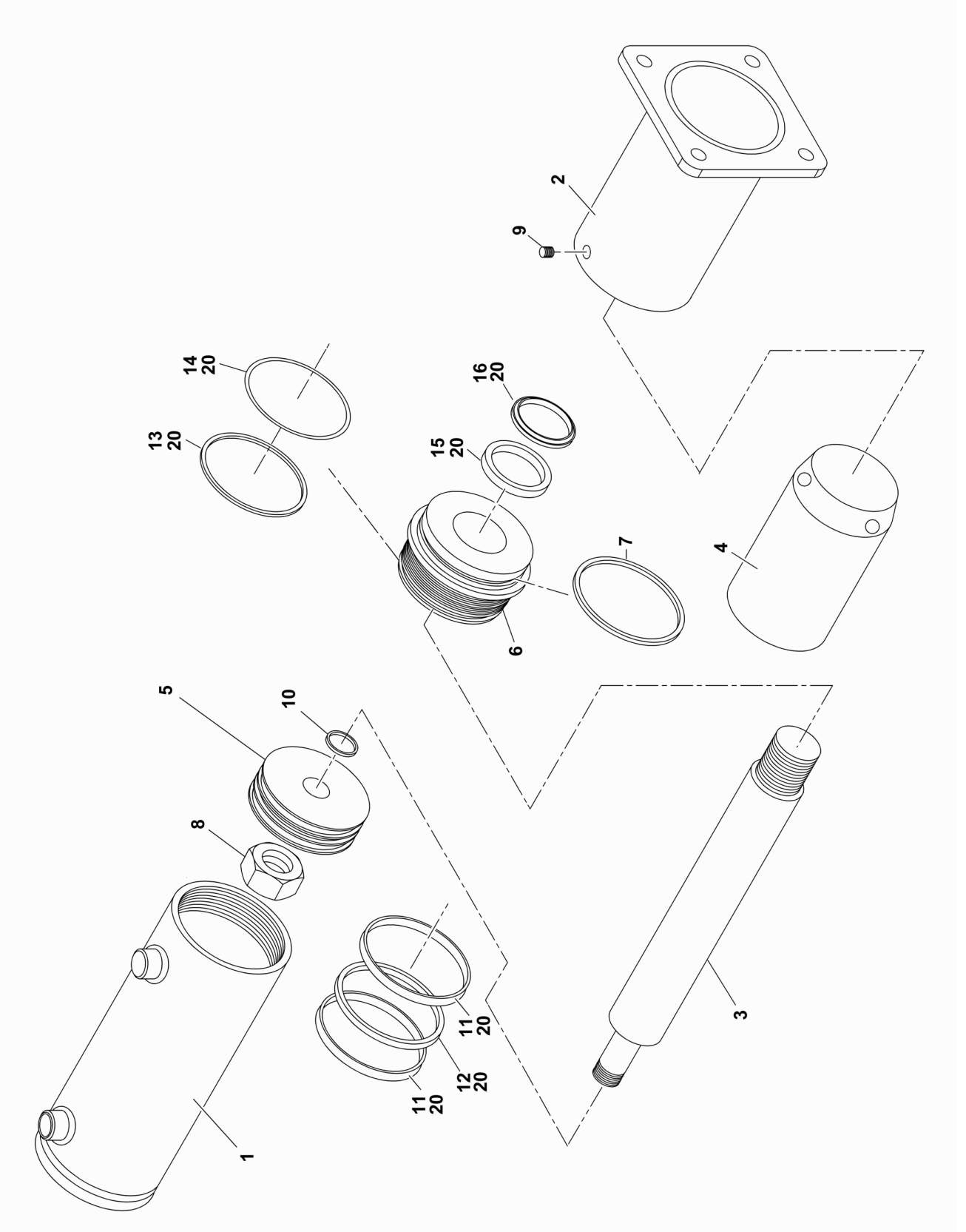
Assembly No.

80008124

Revision:

Item	FN	Part	Qty	Description
1		NSS	1	MANIFOLD BODY
2		9926112479	4	VALVE ASSY. INCLUDES THE FOLLOWING PARTS
		9926112359	1	KIT, SEAL
4		90013988	4	COIL, 24 VOLT
5		90013989	4	NUT, COIL

Manitowoc Cranes



Manitowoc Cranes

Description

CYLINDER ASSEMBLY - 4" POWER PIN (COMPLETE ASSEMBLY)

Assembly No.

7372100289

Revision:

Item	FN	Part	Qty	Description
1		9372103666	1	BARREL ASSY.
2		NSS	1	PLATE, FLANGE
3		9372103667	1	ROD ASSY.
4		9372103668	1	ROD END
5		9372103669	1	PISTON
6		9372103670	1	GLAND, ROD
7		9372103671	1	WIRE, WRAP
8		9372103520	1	NUT
9		9372103672	2	SETSCREW
10	*	NSS	1	O-RING
11	*	NSS	2	RING, WEAR
12	*	NSS	1	SEAL, PISTON
13	*	NSS	1	O-RING
14	*	NSS	1	RING, BACK-UP
15	*	NSS	1	SEAL, ROD
16	*	NSS	1	RING, WIPER
20	*	9372103673	1	KIT, SEAL

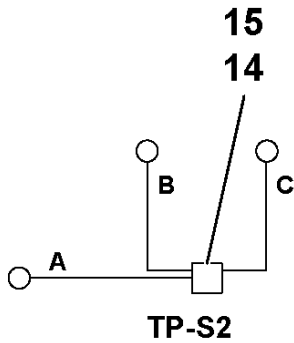
* REPAIR KIT AND/OR PART OF KIT

Manitowoc Cranes

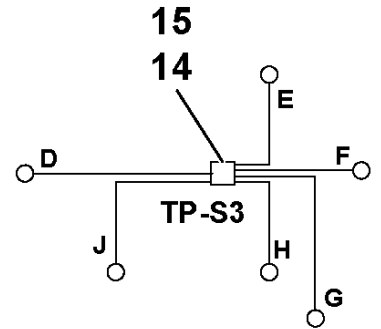
Notes

Manitowoc Cranes

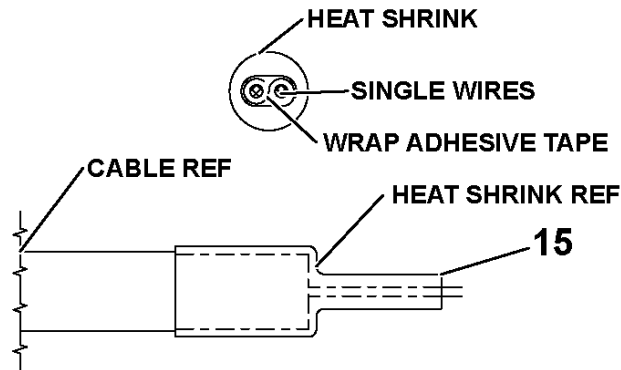
WIRE NO	COLOR	SAE SIZE	LENGTH TOT IN	TP	B/M ITEM NO	REMARKS	TP	B/M ITEM NO	REMARKS
51A	WHT	14	89	A	10	————	S2	STRIP	SEE DETAIL
51B	↑	16	23	B	12, 13	————	S2	STRIP	SEE DETAIL
51C		16	49	C	12, 13	————	S2	STRIP	SEE DETAIL
51D		14	127	A	10	————	S3	STRIP	SEE DETAIL
51E		16	9	D	10	————	S3	STRIP	SEE DETAIL
51F		16	9	D	10	————	S3	STRIP	SEE DETAIL
51G		16	9	D	10	————	S3	STRIP	SEE DETAIL
51H		16	9	D	10	————	S3	STRIP	SEE DETAIL
51J		16	127	A	10	————	S3	STRIP	SEE DETAIL
1060		16	138	A	10	————	C	12, 13	————
1062		16	110	A	10	————	B	12, 13	————
1263		16	136	A	10	————	D	10	————
1264		16	136	A	10	————	D	10	————
1265	↓	16	136	A	10	————	D	10	————
1266	WHT	16	136	A	10	————	D	10	————
2070C	WHT	18	8	A	26	————	S4	STRIP	SEE DETAIL
2071B	WHT	18	7	A	26	————	S4	STRIP	SEE DETAIL
2072B	WHT	18	6	A	26	————	S4	STRIP	SEE DETAIL



DETAIL 51

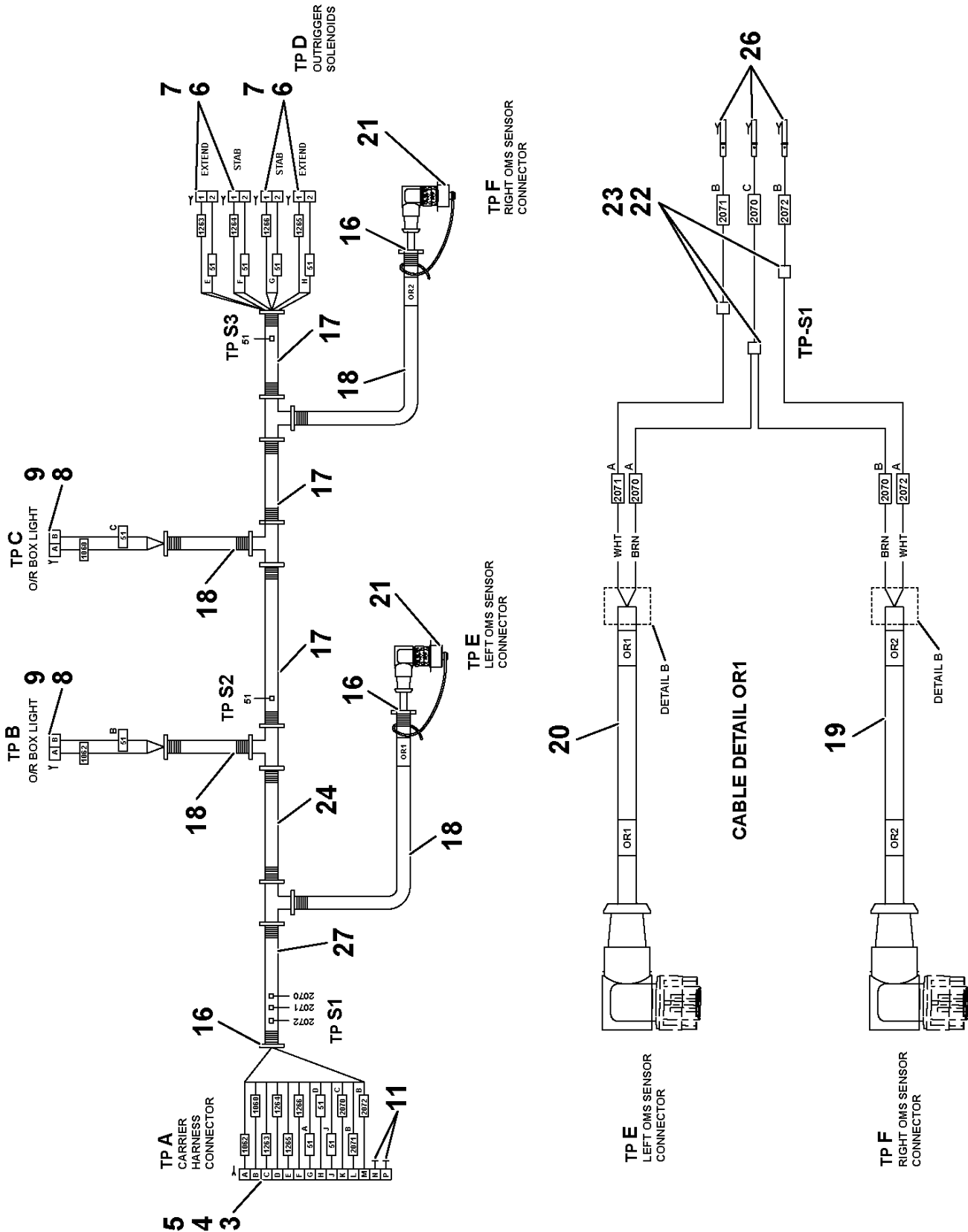


DETAIL 51



DETAIL B
CABLE END

Manitowoc Cranes



ITEM NOT SHOWN NBR 10,12,13

CABLE DETAIL OR2

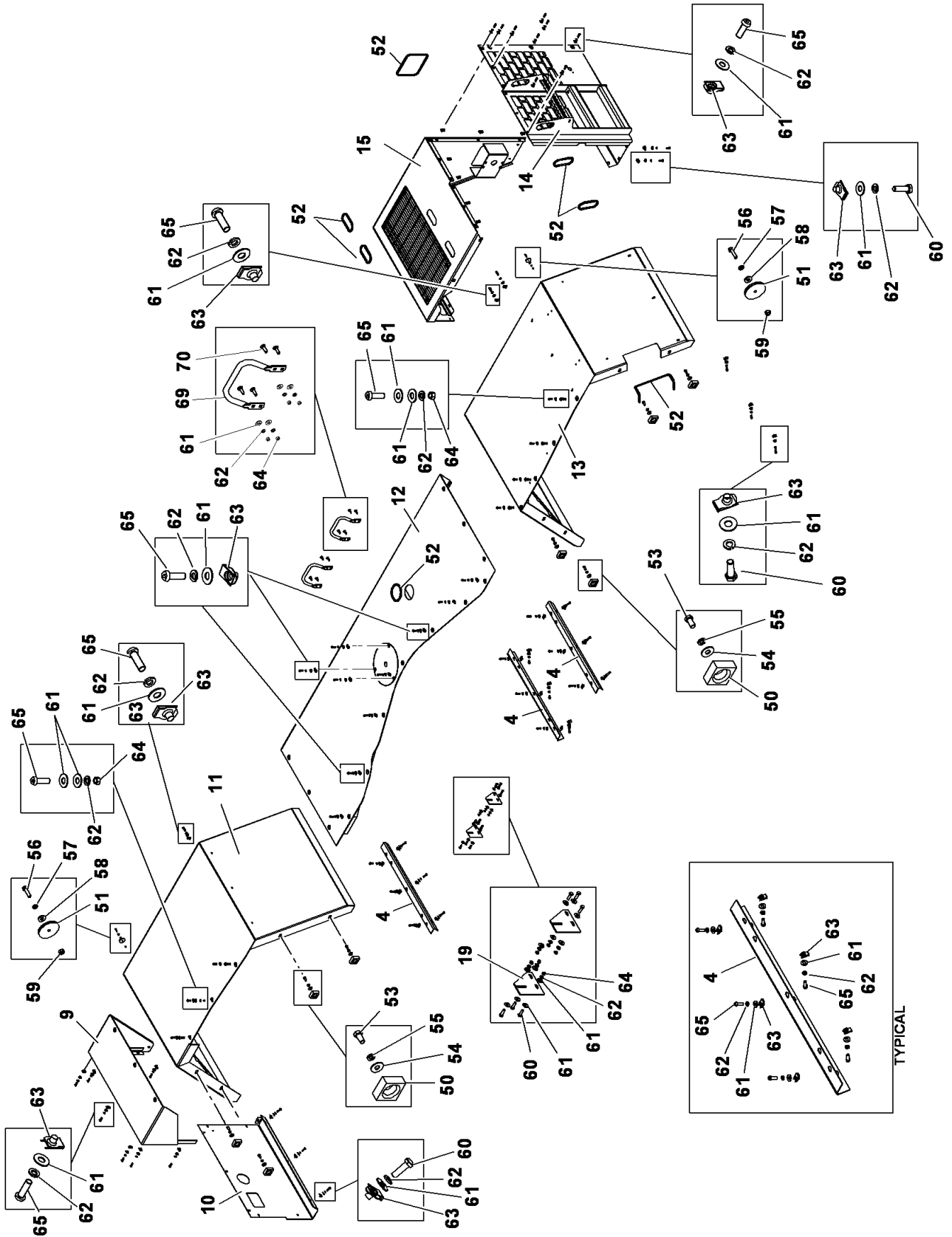
Manitowoc Cranes

Description
HARNESS ASSEMBLY - OUTRIGGER BOX

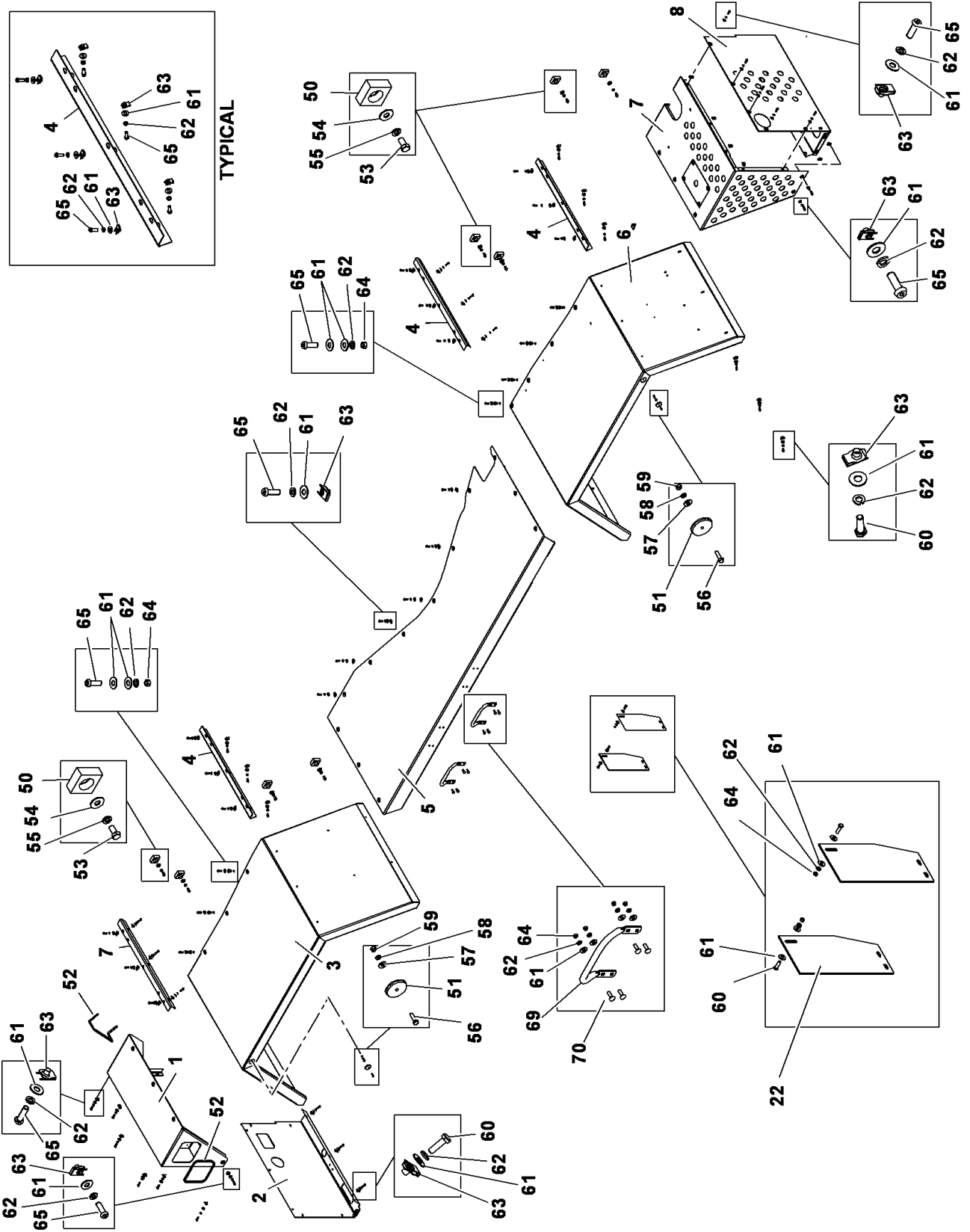
Assembly No.
80035301
 Revision: **A**

Item	FN	Part	Qty	Description
3		7892000852	1	RECEPTACLE, 14 SOCKET
4		7300000428	1	CLAMP, STRAIN RELIEF
5		7258000724	1	CAP, DUST
6		7709000844	4	PLUG, 2 SOCKET
7		7172000545	4	BOOT, DT2S CONNECTOR
8		7364100008	2	PLUG, 2 PASS
9		7364100009	2	CONNECTOR, LOCKING 2 PASS
10		7826000087	17	SOCKET, 16-14 GA
11		7689000503	6	PLUG, SEALING 16 - 12 AWG
12		7892000995	4	TERMINAL, FEMALE 12 - 14 AWG
13		7892000254	4	TERMINAL, GREEN CABLE SEAL
14		7892000195	2	PARALLEL, NON - INSULATED 12 - 10 AWG
15		8594100257	3	TUBING, HEAT SHRINK 1/2" I.D. LINER, MELTABLE (QUANTITY IN FEET)
16		7850000208	45	CABLE TIE, BLACK
17		8594000006	11	FLEXGUARD - .350" I.D. (QUANTITY IN FEET)
18		8594000019	5	FLEXGUARD, 1/4" I.D. (QUANTITY IN FEET)
19		80031257	1	Cable M12 4-SOC Shielded 90DEG
20		80014829	1	CABLE M12 4-SOC SHIELDED 90DEG
21		80030502	2	M12 CAP,MALE,PLASTIC,LOOP
22		7892000194	3	PARALLEL, NON - INSULATED 16 - 14 AWG
23		8594100256	3	TUBING, HEAT SHRINK 1/4" I.D. LINER, MELTABLE (QUANTITY IN FEET)
24		8594000005	4	FLEXGUARD - .413" I.D. (QUANTITY IN FEET)
26		7826000626	3	SOCKET, 16 - 18 AWG
27		8594000004	4	FLEXGUARD - .500" I.D. (QUANTITY IN FEET)

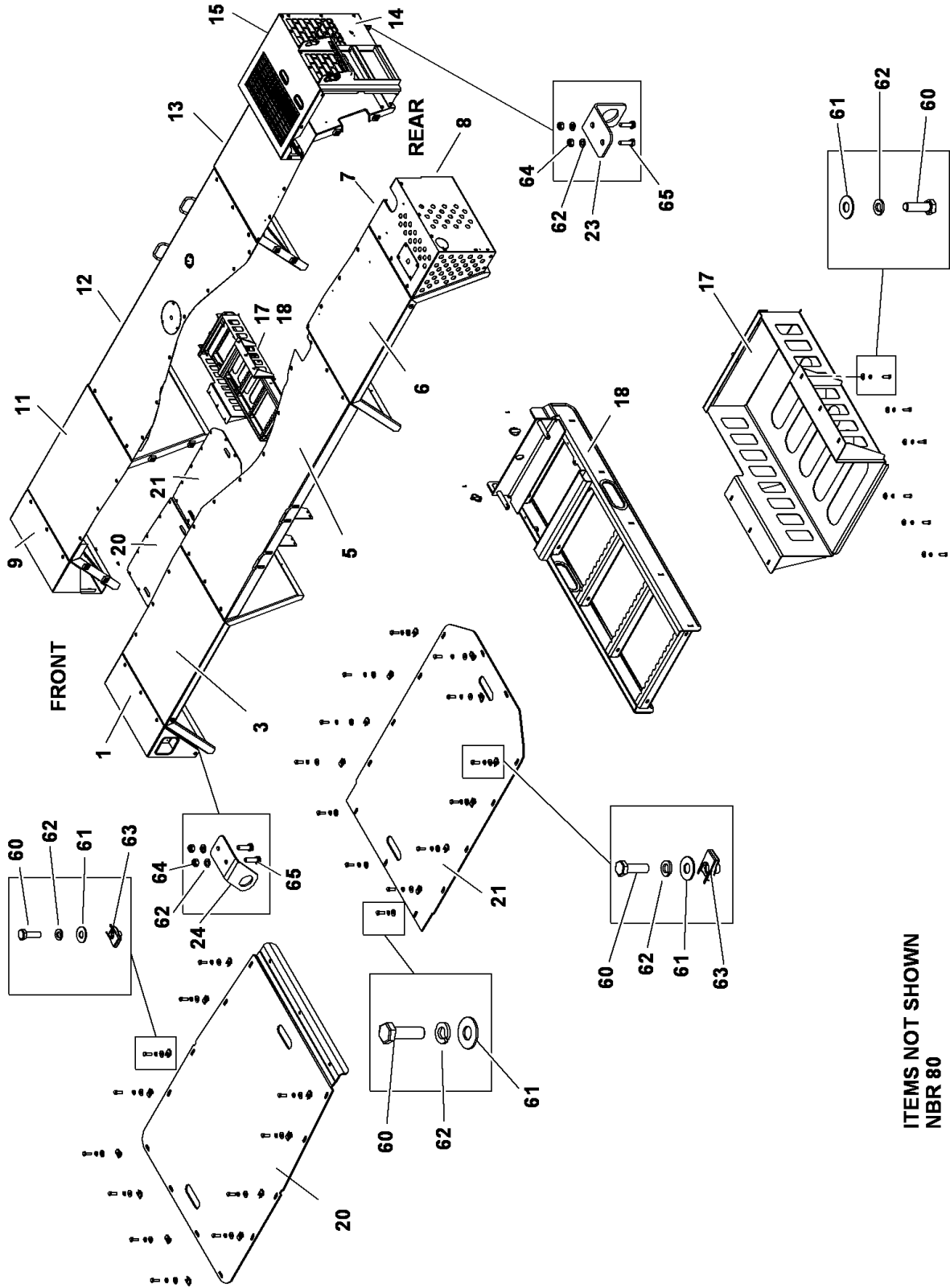
Manitowoc Cranes



Manitowoc Cranes



Manitowoc Cranes



Manitowoc Cranes

Description

FENDER & DECKING INSTALLATION

Assembly No.

80030458

Revision: **A**

Item	FN	Part	Qty	Description
1		80029964	1	FRONT DECK-LH
2		80029966	1	FRONT COVER PANEL-LH
3		2197110077	1	FENDER, LEFT FRONT
4		80029965	7	SUPPORT ANGLE
5		80027255	1	LEFT HAND DECK
6		80025320	1	LEFT REAR FENDER
7	+	80030912	1	REAR DECK ASSEMBLY-LH
8		80031177	1	EXHAUST COVER
9		80029971	1	FRONT DECK-RH
10		80030212	1	FRONT COVER PANEL RH
11		2197110076	1	FENDER, RIGHT FRONT
12		80027254	1	RIGHT HAND DECK
13		80025322	1	RIGHT REAR FENDER
14		80029975	1	GRILL LADDER
15		80029973	1	CAC COVER
16		80030213	1	ANGLE
17		80026834	1	LADDER STOWAGE
18	+	80026798	1	LADDER ASSEMBLY
19		4165110203	2	PLATE
20		2197110034	1	TRAY, FRONT
		7659000180	3	INCLUDES THE FOLLOWING PARTS NUT 3/8" - 16 N.C.
21		80009325	1	TRAY - REAR
22		4197110200	2	PLATE (LADDER MOUNT)
23		80010860	1	CONNECTOR PLATE
24		80010917	1	CONNECTOR PLATE
50		6705100248	16	SPACER
51		7742000506	4	REFLECTOR, 2" AMBER
52		8496980002	16	MOULDING (QUANTITY IN FEET)
53		7115180850	20	CAP SCREW, 1/2"-13 UNC X 1"
54		7950180161	16	FLAT WASHER, 1/2" I.D.
55		7950180050	16	WASHER, LOCK 1/2" I.D.
56		7115140850	4	CAP SCREW, 1/4" - 20 N.C. X 1"

+ SEE FURTHER BREAKDOWN THIS GROUP

Manitowoc Cranes

Description

FENDER & DECKING INSTALLATION

Assembly No.

80030458

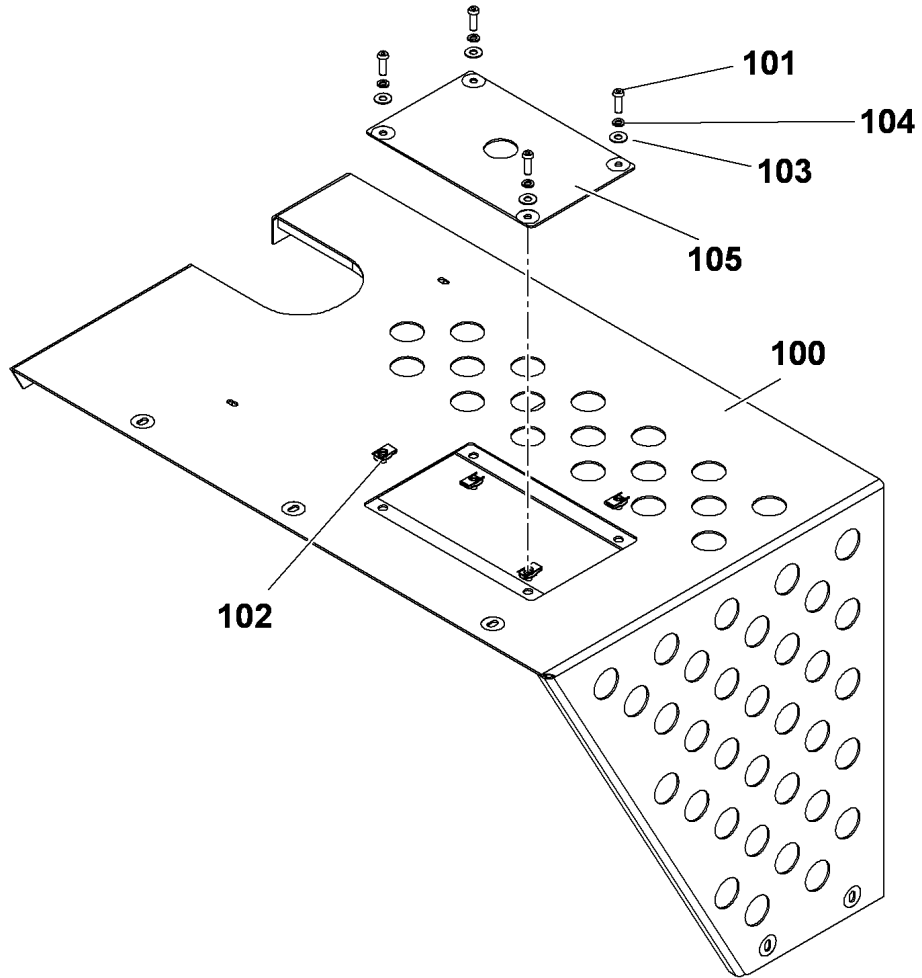
Revision: **A**

Item	FN	Part	Qty	Description
				GRADE 5
57		7950140161	4	WASHER, 1/4" I.D. FLAT WIDE
58		7950140050	4	WASHER, LOCK 1/4"
59		7660140000	4	NUT, HEX 1/4" - 20 N.C.
60		7115161050	81	CAP SCREW, 3/8" - 16 N.C. X 1 1/4" GRADE 5
61		7950160161	202	WASHER, FLAT WIDE 3/8
62		7950160050	182	WASHER, LOCK 3/8" I.D.
63		7659000862	137	NUT, RETAINING
64		7660160000	36	NUT, HEX 3/8" - 16 N.C.
65		7110161018	85	CAP SCREW, 3/8" - 16 N.C. X 1 1/4" GRADE 1
69		80027367	4	GRAB HANDRAIL
70		7111161064	16	BOLT, CARRIAGE 3/8" - 16 N.C. X 1 1/4" GRADE 1
80		80030459	1	KIT FENDER & DECKING

Manitowoc Cranes

Notes

Manitowoc Cranes



Manitowoc Cranes

Description

REAR DECK ASSEMBLY-LH

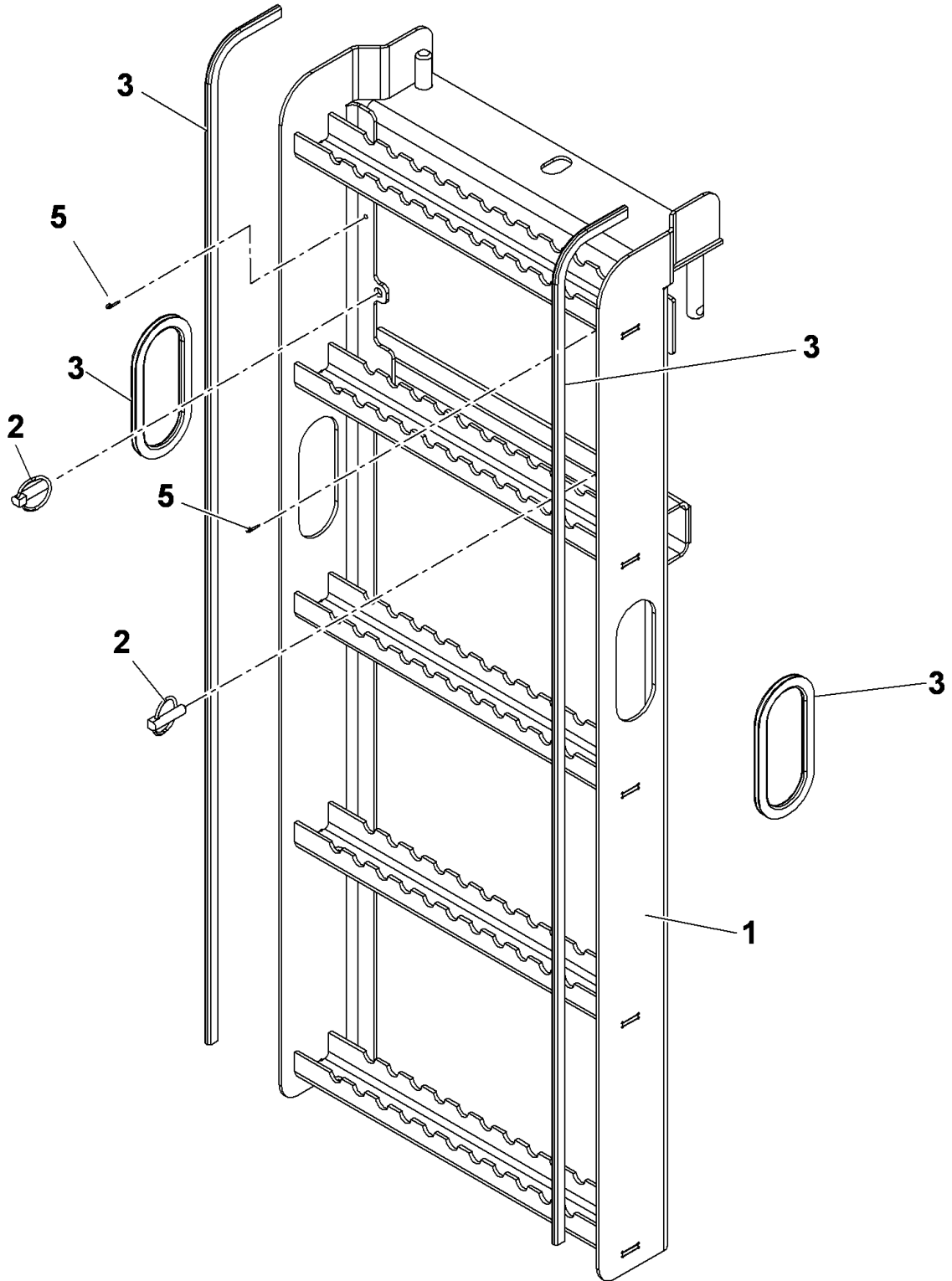
Assembly No.

80030912

Revision: #

Item	FN	Part	Qty	Description
100		80031260	1	REAR DECK-LH
101		7110161018	4	CAP SCREW, 3/8" - 16 N.C. X 1 1/4" GRADE 1
102		7659000862	4	NUT, RETAINING
103		7950160161	4	WASHER, FLAT WIDE 3/8
104		7950160050	4	WASHER, LOCK 3/8" I.D.
105		80030915	1	ACCESS PANEL

Manitowoc Cranes



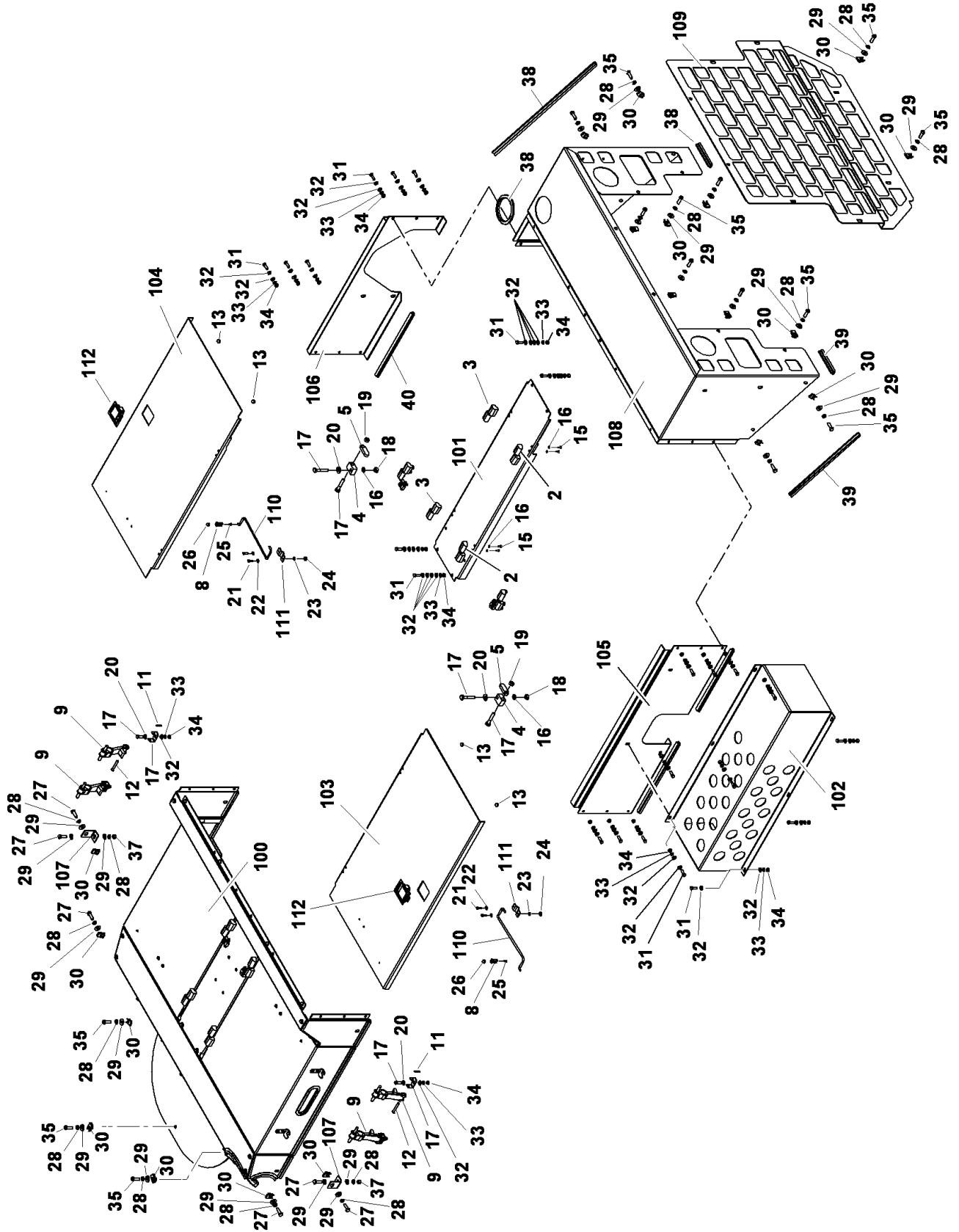
Manitowoc Cranes

Description
LADDER ASSEMBLY

Assembly No.
80026798
Revision: #

Item	FN	Part	Qty	Description
1		80026753	1	LADDER
2		7689100053	2	QUICK-PIN (WITH LANYARD)
3		8496980002	14	MOULDING (QUANTITY IN FEET)
4		8506053074	2	MOULDING (QUANTITY IN FEET)
5		7690020810	2	COTTER PIN

Manitowoc Cranes



Manitowoc Cranes

Description

ENGINE HOOD INSTALLATION

Assembly No.

80027302

Revision: **B**

Item	FN	Part	Qty	Description
2		7519000198	2	HINGE, LEFT HAND NYLON LIFT OFF
3		7519000199	2	HINGE, RIGHT HAND NYLON LIFT OFF
4		6086100034	2	STOP BLOCK
5		6705100235	2	STOP PLATE
8		7312000678	2	CLIP
9		7539000049	4	HOOK, RUBBER
10		7184000449	4	BRACKET, ANCHOR
11		7312000095	4	CLIP, PIN
12		7690153201	4	PIN, CLEVIS
13		7195000032	4	BUMPER, RUBBER
15		7115140450	16	CAP SCREW, 1/4" - 20 N.C. X 1/2" GRADE 5
16		7950140050	18	WASHER, LOCK 1/4"
17		7115141250	4	CAP SCREW, 1/4" - 20 N.C. X 1 1/2" GRADE 5
18		7660140000	2	NUT, HEX 1/4" - 20 N.C.
19		7660141600	2	LOCKNUT, HEX 1/4" - 20 N.C.
20		7950140141	2	WASHER, FLAT 1/4" PLAIN NARROW
21		7111100611	4	SCREW, MACHINE 3/16" - 24 N.C. X 3/4" GRADE 1
22		7950100141	4	WASHER, FLAT, #10
23		7950100050	4	WASHER, LOCK #10
24		7660101100	4	NUT, HEX 3/16" - 32 N.F. GRADE 1
25		7111040210	2	SLOT RMS #4 G1
26		7660042200	2	NUT
27		7115161050	10	CAP SCREW, 3/8" - 16 N.C. X 1 1/4" GRADE 5
28		7950160050	21	WASHER, LOCK 3/8" I.D.

Manitowoc Cranes

Description
ENGINE HOOD INSTALLATION

Assembly No.
80027302
Revision: **B**

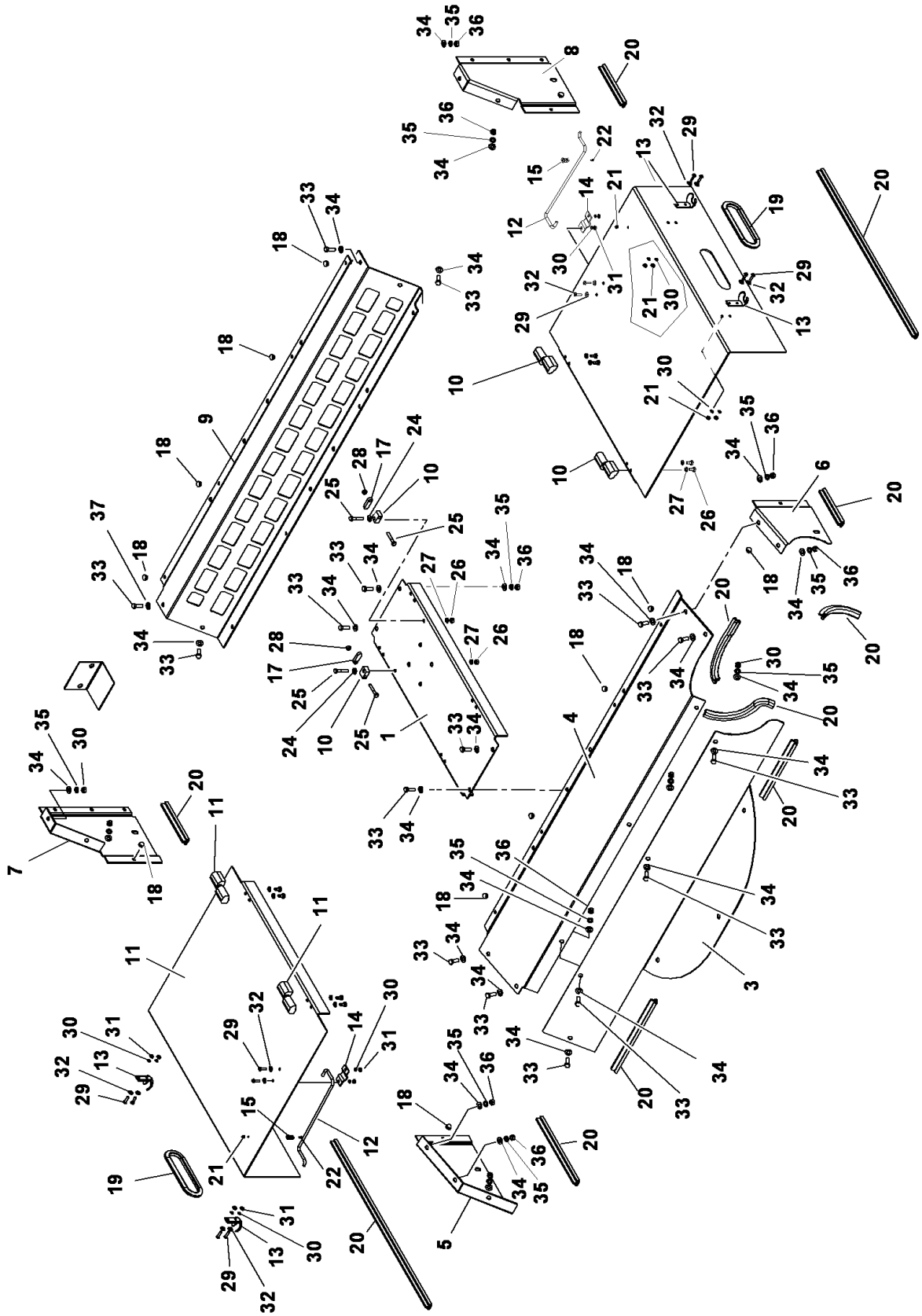
Item	FN	Part	Qty	Description
29		7950160161	19	WASHER, FLAT WIDE 3/8
30		7659000862	19	NUT, RETAINING
31		7115150850	27	CAP SCREW, 5/16" - 18 N.C. X 1" GRADE 5
32		7950150141	62	WASHER, FLAT 5/16"
33		7950150050	27	WASHER, LOCK 5/16" I.D.
34		7660150000	27	NUT, HEX 5/16" - 18 N.C.
35		7110161018	11	CAP SCREW, 3/8" - 16 N.C. X 1 1/4" GRADE 1
36		7950160141	4	WASHER, 3/8" PLAIN NARROW
37		7660160000	2	NUT, HEX 3/8" - 16 N.C.
38		8246912300	2	MOULDING, RUBBER (QUANTITY IN FEET)
39		8246964300	5	MOULDING (QUANTITY IN FEET)
40		8496900046	5	MOULDING
100	+	80027300	1	ENGINE HOOD ASSEMBLY
101		80024879	1	REAR DOOR PANEL
102		80026467	1	EXHAUST COVER
103		80026468	1	DOOR REAR LEFT
104		80026469	1	DOOR REAR RIGHT
105		80026470	1	LEFT SIDE PANEL
106		80026471	1	RIGHT SIDE PANEL
107		80025465	2	ANGLE BRACKET
108		80025140	1	HOOD-REAR
109		80025138	1	HOOD GRILL
110		6768100157	2	PROP ROD
111		4140800186	2	CLAMP
112		7585000190	2	LATCH, RECESSED PADDLE

+ SEE FURTHER BREAKDOWN THIS GROUP

Manitowoc Cranes

Notes

Manitowoc Cranes



Manitowoc Cranes

Description

ENGINE HOOD ASSEMBLY

Assembly No.

80027300

Revision: #

Item	FN	Part	Qty	Description
1		80024878	1	FRONT DOOR PANEL
2		80024882	2	DOOR-FRONT
3		80025130	1	PUMP COVER
4		80025132	1	FRONT TOP PANEL
5		80025133	1	HOOD SIDE FRONT RIGHT
6		80025134	1	HOOD SIDE FRONT LEFT
7		80025135	1	HOOD SIDE CTR RIGHT
8		80025136	1	HOOD SIDE CTR LEFT
9		80025141	1	PANEL-CTR TOP
10		7519000198	2	HINGE, LEFT HAND NYLON LIFT OFF
11		7519000199	2	HINGE, RIGHT HAND NYLON LIFT OFF
12		6768100157	2	PROP ROD
13		7184000450	4	BRACKET, HOOD
14		4140800186	2	CLAMP
15		7312000678	2	CLIP
16		6086100034	2	STOP BLOCK
17		6705100235	2	STOP PLATE
18		7195000032	16	BUMPER, RUBBER
19		6637005006	1	MOULDING - USE 9290100005 6 FEET
20		8246964300	10	MOULDING (QUANTITY IN FEET)
21		7660042200	2	NUT
22		7111040210	2	SLOT RMS #4 G1
23		7115140450	16	CAP SCREW, 1/4" - 20 N.C. X 1/2" GRADE 5
24		7950140050	18	WASHER, LOCK 1/4"
25		7115141250	4	CAP SCREW, 1/4" - 20 N.C. X 1 1/2" GRADE 5
26		7660140000	2	NUT, HEX 1/4" - 20 N.C.
27		7950140141	2	WASHER, FLAT 1/4" PLAIN NARROW
28		7660141600	2	LOCKNUT, HEX 1/4" - 20 N.C.

Manitowoc Cranes

Description
ENGINE HOOD ASSEMBLY

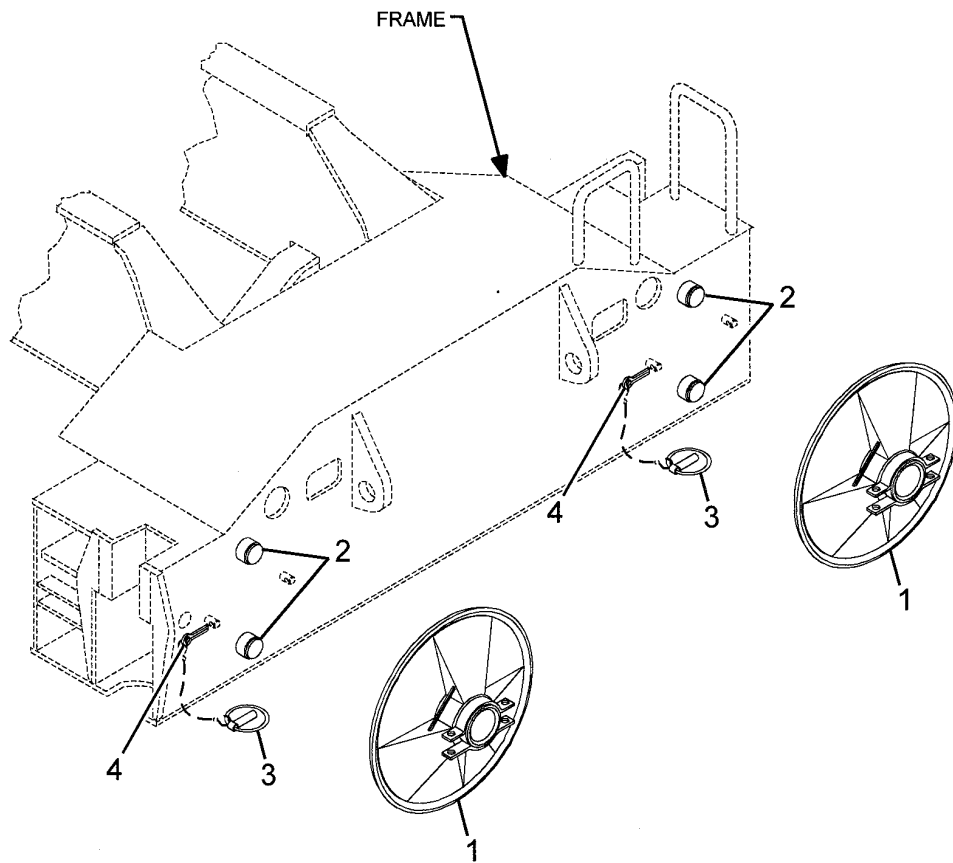
Assembly No.
80027300
 Revision: #

Item	FN	Part	Qty	Description
29		7111100611	12	SCREW, MACHINE 3/16" - 24 N.C. X 3/4" GRADE 1
30		7950100050	12	WASHER, LOCK #10
31		7660101100	12	NUT, HEX 3/16" - 32 N.F. GRADE 1
32		7950100141	12	WASHER, FLAT, #10
33		7115150850	16	CAP SCREW, 5/16" - 18 N.C. X 1" GRADE 5
34		7950150141	40	WASHER, FLAT 5/16"
35		7950150050	16	WASHER, LOCK 5/16" I.D.
36		7660150000	16	NUT, HEX 5/16" - 18 N.C.

Manitowoc Cranes

Notes

Manitowoc Cranes



Manitowoc Cranes

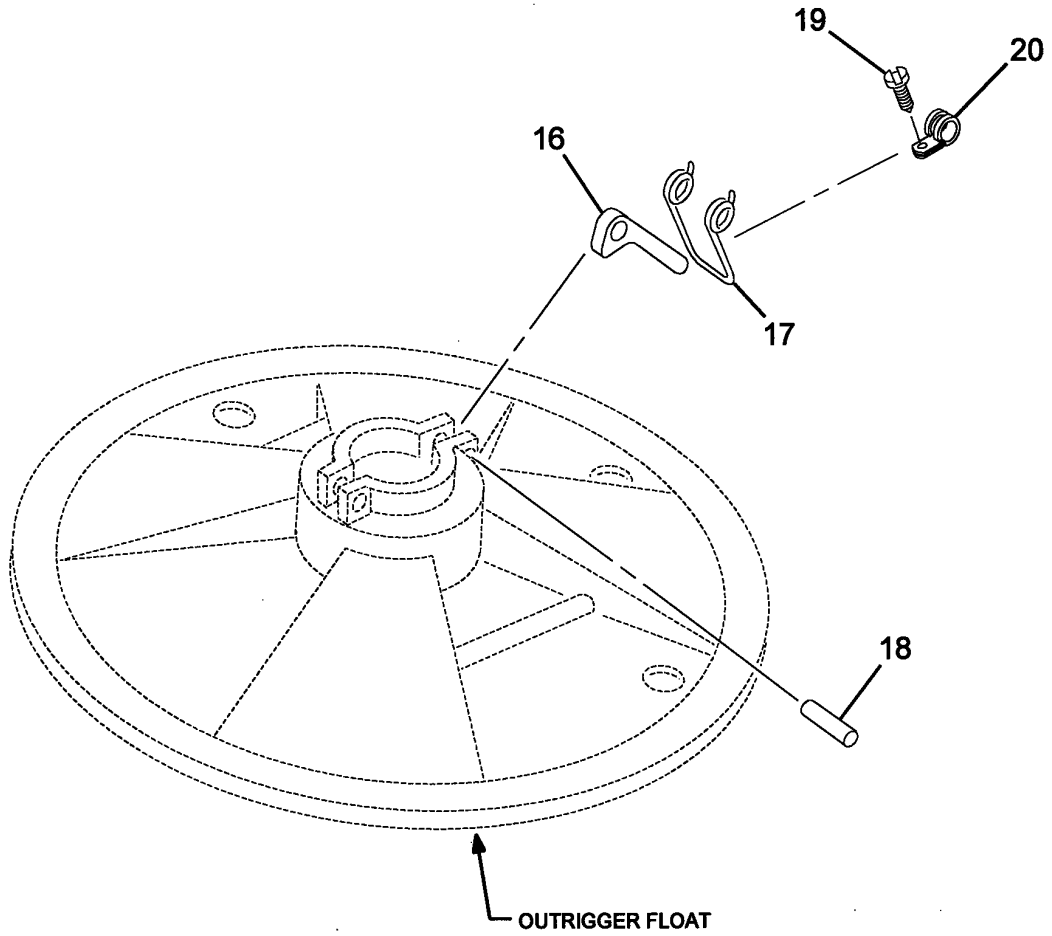
Description
FLOAT INSTALLATION - OUTRIGGER

Assembly No.
2197110033
 Revision: **B**

Item	FN	Part	Qty	Description
1	+	6458000040	4	FLOAT ASSEMBLY - OUTRIGGER (COMPLETE ASSEMBLY)
2		7195000037	8	BUMPER, RUBBER
3		7689100034	12	PIN, QUICK WITH (LANYARD)
4		7690082410	12	PIN, COTTER 5/32" X 1 1/2"

+ SEE FURTHER BREAKDOWN THIS GROUP

Manitowoc Cranes



Manitowoc Cranes

Description

FLOAT ASSEMBLY - OUTRIGGER (COMPLETE ASSEMBLY)

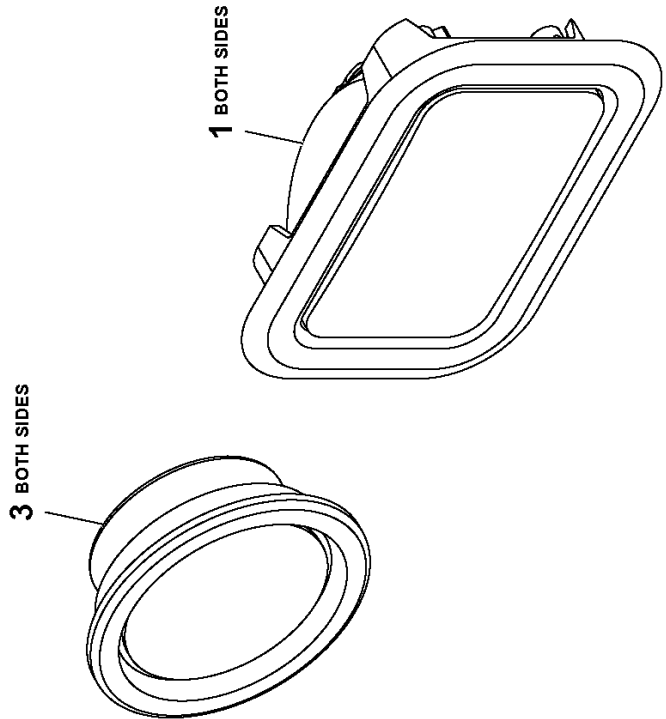
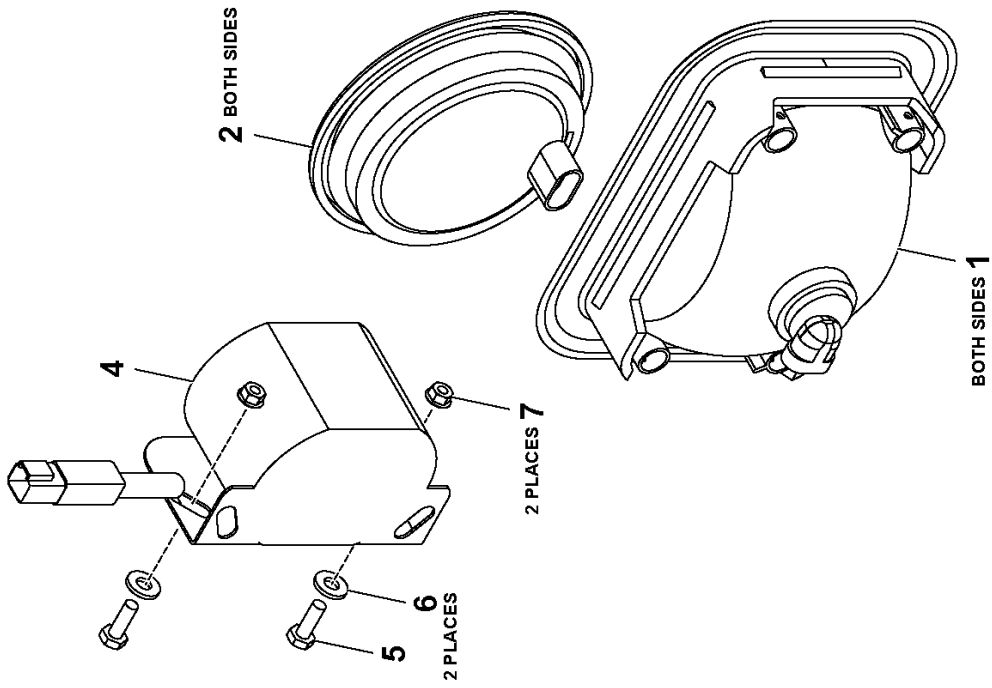
Assembly No.

6458000040

Revision: **F**

Item	FN	Part	Qty	Description
16		6593000137	2	LEVER
17		7834000120	2	SPRING
18		7690164844	2	PIN, SPRING
19		7790100653	2	SCREW, SELF-TAPPING
20		7300000056	2	CLAMP

Manitowoc Cranes



Manitowoc Cranes

Description

EXTERIOR LIGHTS AND ALARM INSTALLATION

Assembly No.

80007674

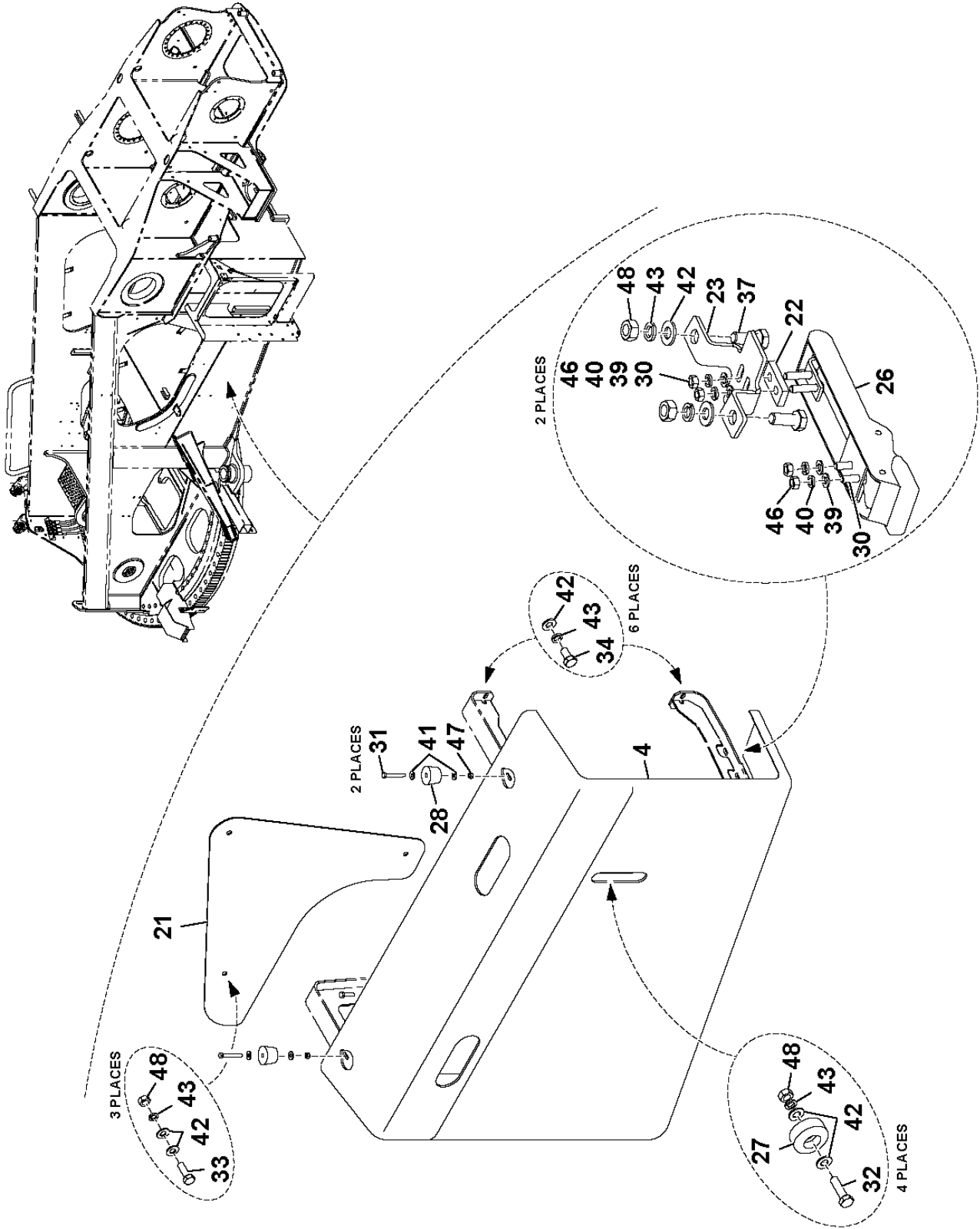
Revision: #

Item	FN	Part	Qty	Description
1		80008162	4	WORK LIGHT 24V
2		7581100049	2	STOP, TURN, TAIL LED RED LT INCLUDES THE FOLLOWING PARTS
		9581100461	1	GROMMET, RUBBER
		7364100051	1	PLUG
3		7581100051	2	YELLOW REAR TURN LT W/GROMMET INCLUDES THE FOLLOWING PARTS
		9581100461	1	GROMMET, RUBBER
		7364100051	1	PLUG
4		7025000836	1	ALARM, BACK-UP INCLUDES THE FOLLOWING PARTS
		7172000546	1	BOOT
		7689000704	2	PIN, 16 - 14 GA
5		7115140650	2	CAP SCREW, 1/4" - 20 N.C. X 3/4" GRADE 5
6		7950140141	2	WASHER, FLAT 1/4" PLAIN NARROW
7		7660142701	2	LOCKNUT, HEX 1/4" - 20 N.C.

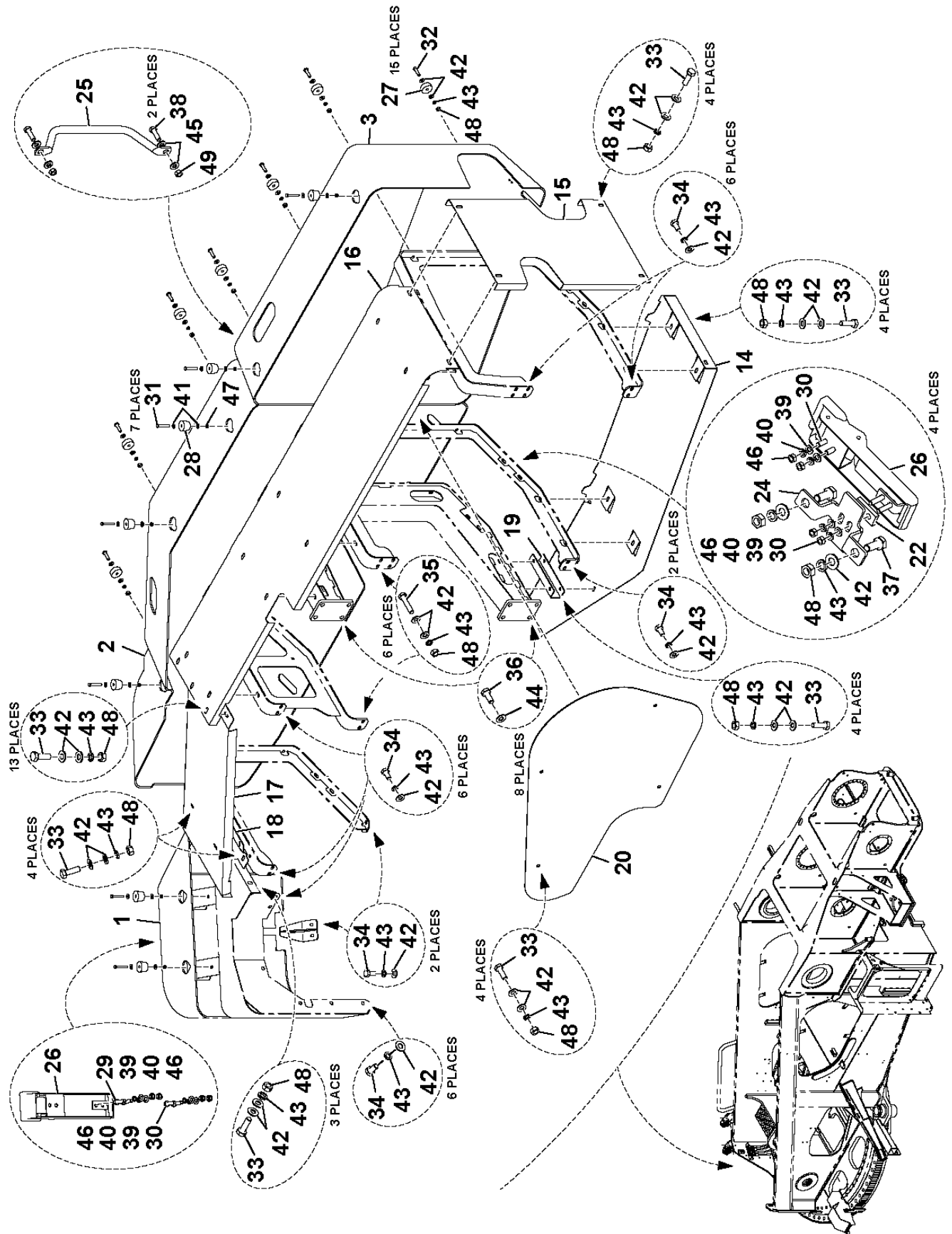
Manitowoc Cranes

Notes

Manitowoc Cranes



Manitowoc Cranes



Manitowoc Cranes

Description

VALVE COVER INSTALLATION

Assembly No.

80010067

Revision: **F**

Item	FN	Part	Qty	Description
1		80014595	1	RIGHT HAND FRONT VALVE COVER
2		80014596	1	RIGHT HAND MID VALVE COVER
3		80014597	1	RIGHT HAND REAR VALVE COVER
4		80014594	1	LEFT HAND VALVE COVER
14		80014631	1	COVER
15		80014630	1	COVER
16		80014916	1	PLATE
17		80014628	1	COVER
18		80014601	1	BRACKET
19		80014848	1	BRACKET
20		80012548	1	SIDE COVER PLATE RH
21		80012547	1	SIDE COVER PLATE LH
22		80014921	1	SPACER
23		80014614	1	BRACKET
24		80014602	1	BRACKET
25		7511001035	1	HANDRAIL, GRAB
26		7585000812	7	DRAW LATCH
				INCLUDES THE FOLLOWING PARTS
		9585100055	1	KEEPER
27		7910101703	15	SPACER
28		7910101702	9	SPACER
29		7126130953	14	CAP SCREW, M5 X 14MM HEX HEAD
30		7126131153	14	HHCS M5x20 -8.8 ISO 4017
31		7126151653	9	CAP SCREW, M6 X 45MM HEX HEAD
32		7126171353	15	CAP SCREW, HEX HEAD
33		7126171253	40	CAP SCREW, M8X25 HEX HEAD
34		7126171053	28	CAP SCREW, M8 X 16MM HEX HEAD
35		7126171553	6	CAP SCREW, M8 X 40MM HEX HEAD
36		7126191253	8	CAP SCREW, M10 X 25 HEX HEAD
37		7126171153	12	CAP SCREW, M8 X 20MM HEX HEAD
38		7126211550	2	CAP SCREW, M12 X 40
39		7951130014	28	WASHER, FLAT M5 I.D.
40		7951130210	28	LOCKWASHER, 5MM I.D.
41		7950140141	18	WASHER, FLAT 1/4" PLAIN NARROW
42		7951170014	162	WASHER, FLAT #8

Manitowoc Cranes

Description

VALVE COVER INSTALLATION

Assembly No.

80010067

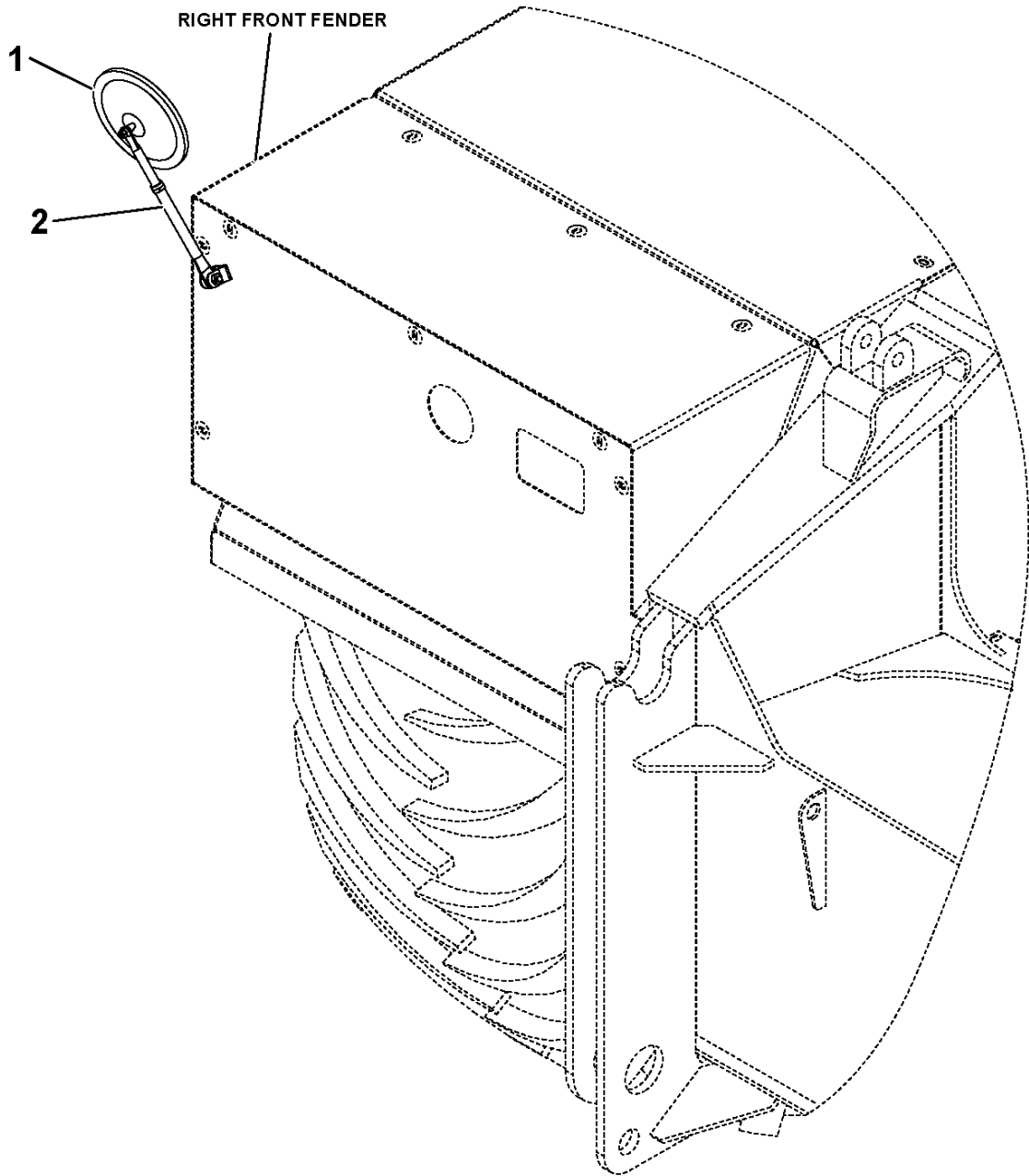
Revision: **F**

Item	FN	Part	Qty	Description
43		7951170210	101	WASHER, LOCK 8MM
44		7949000263	8	WASHER, HARDENED
45		7949000235	4	WASHER, 1/2" I.D. FLAT
46		7661130003	28	NUT, HEX 5MM
47		00437742	9	HEX HEAD NUT
48		7661170003	73	NUT
49		7661210003	2	NUT, HEX 12MM N.C.

Manitowoc Cranes

Notes

Manitowoc Cranes



Manitowoc Cranes

Description

REAR VIEW MIRROR INSTALLATION

Assembly No.

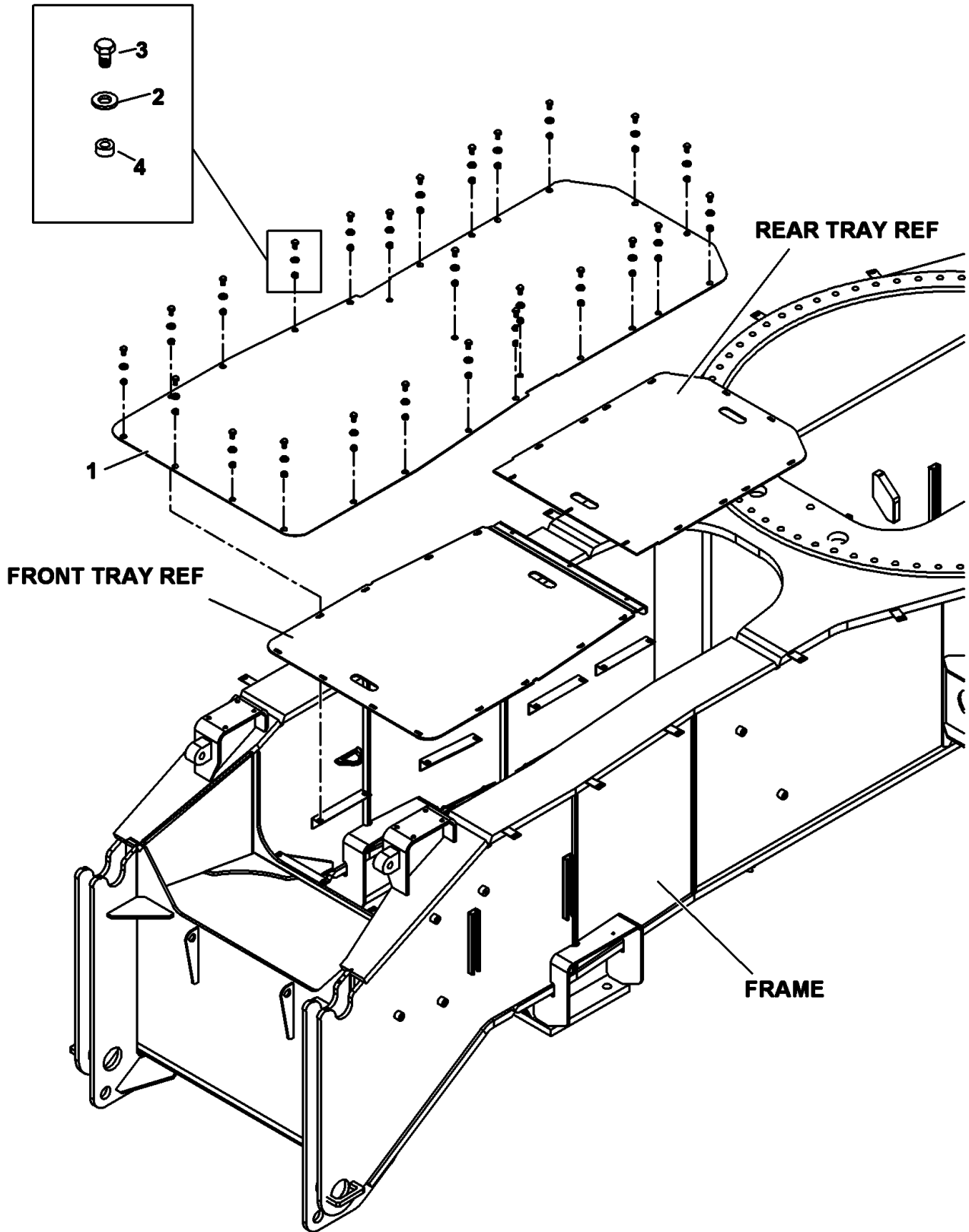
80031092

Revision: #

Item	FN	Part	Qty	Description
1		7628000025	1	MIRROR, 8" CONVEX INCLUDES MOUNTING HARDWARE
2	#	7184001014	1	BRACKET, MIRROR ARM INCLUDES MOUNTING HARDWARE

SERVICED AS AN ASSEMBLY ONLY

Manitowoc Cranes



Manitowoc Cranes

Description

STORAGE TRAY MAT INSTALLATION

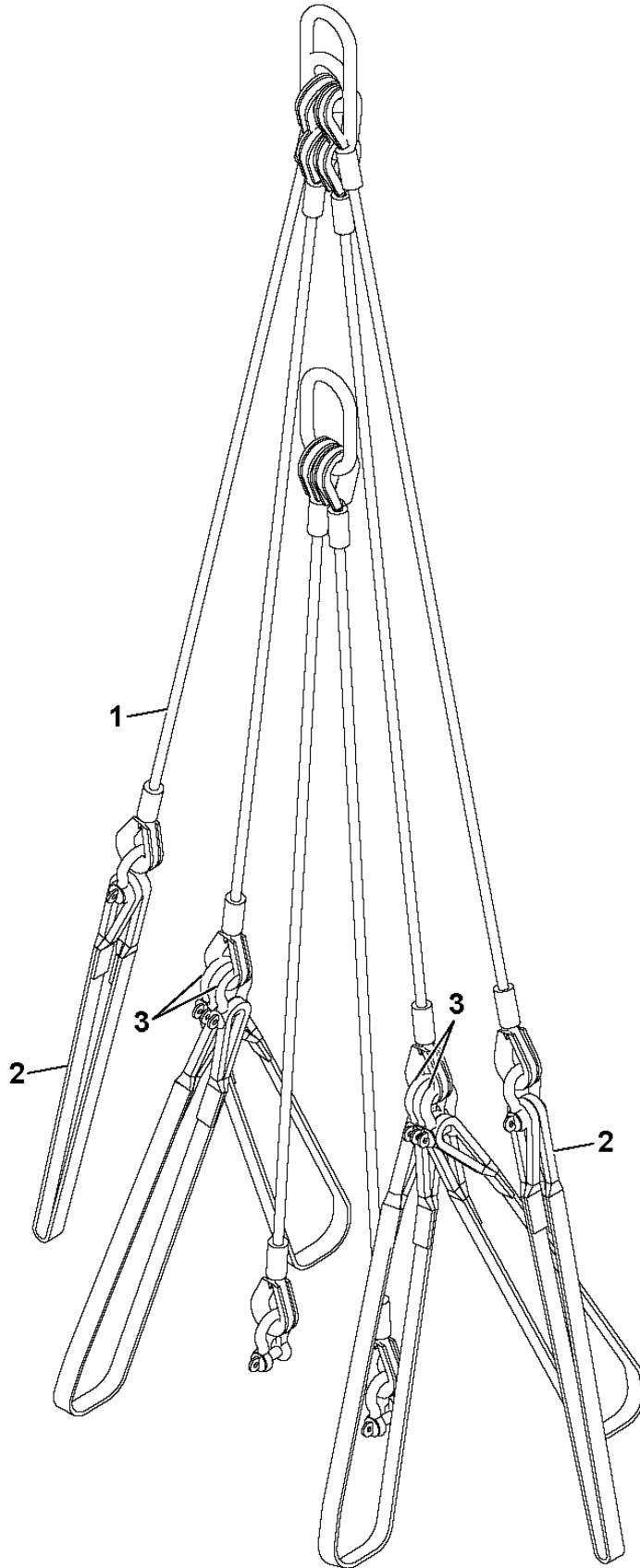
Assembly No.

80010046

Revision: **A**

Item	FN	Part	Qty	Description
1		80010045	1	TRAY MAT
2		7949000615	25	WASHER,
3		7115161250	25	CAP SCREW, 3/8" - 16 N.C. X 1 1/2" GRADE 5
4		7199100027	25	BUSHING

Manitowoc Cranes



Manitowoc Cranes

Description

COUNTERWEIGHT REMOVAL AND RIGGING INSTALLATION

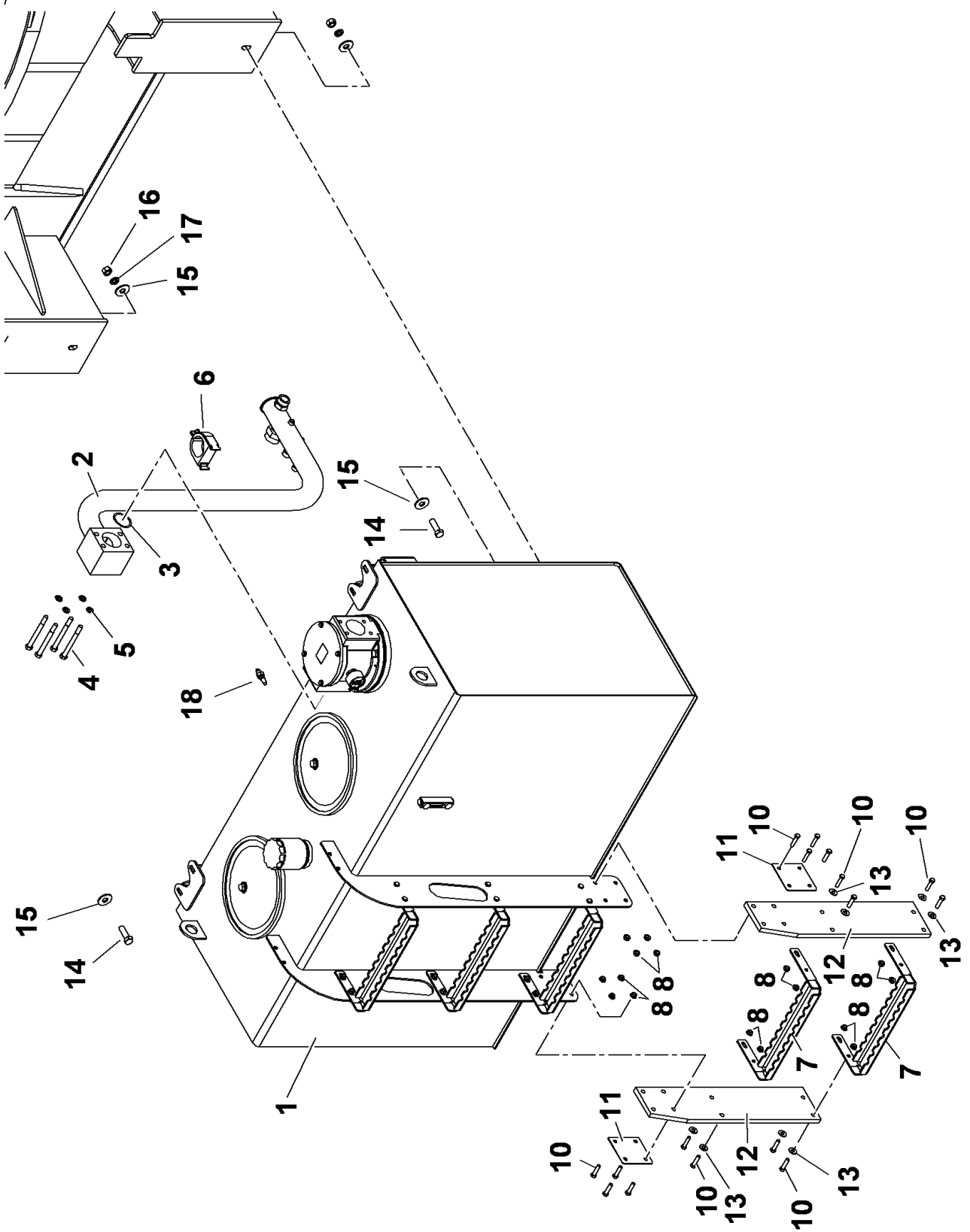
Assembly No.

80014461

Revision: #

Item	FN	Part	Qty	Description
1		80014450	1	WIRE ROPE SLING
2		80014451	4	SLING-SYNTHETIC
3		80015081	4	SHACKLE-SCREW PIN 17MT

Manitowoc Cranes



Manitowoc Cranes

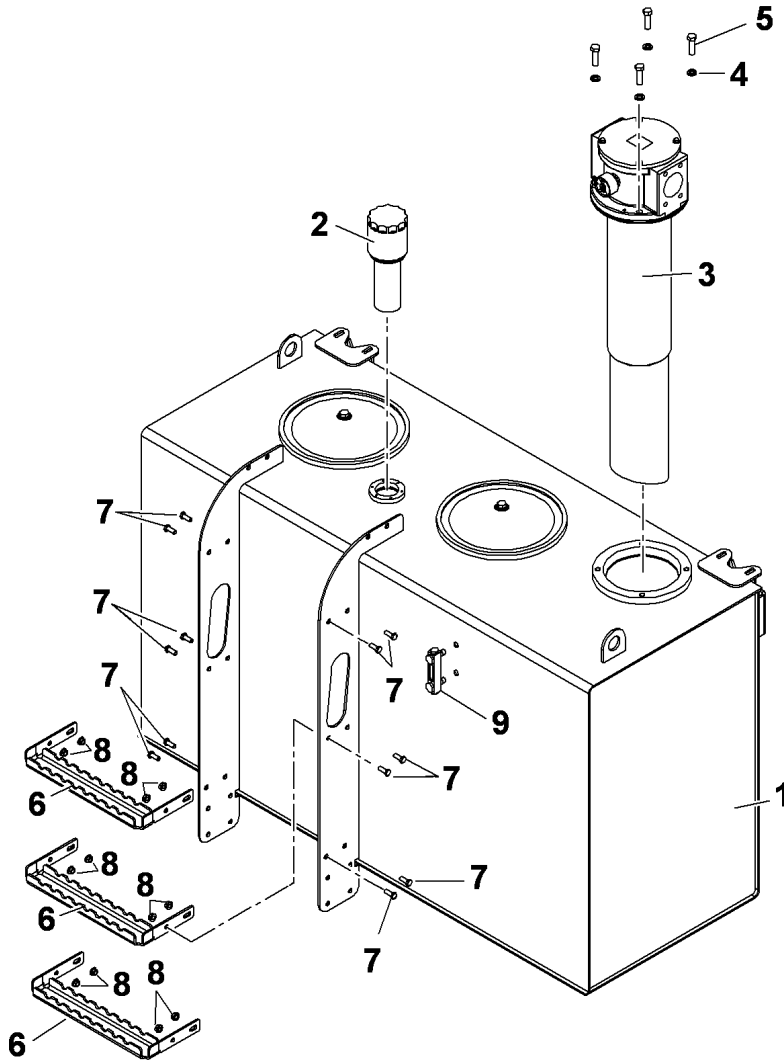
Description
HYDRAULIC RESERVOIR INSTALLATION

Assembly No.
80037134
Revision: **C**

Item	FN	Part	Qty	Description
1	+	80035692	1	HYDRAULIC RESERVOIR ASSEMBLY
2		80027488	1	TUBE ASS'Y-RETURN MANIFOLD
3		7755232002	1	O-RING
4		7115184050	4	CAP SCREW, 1/2" - 13 N.C. X 5" GRADE 5
5		7950180050	4	WASHER, LOCK 1/2" I.D.
6		7300100012	1	CLAMP, 2.50"
7		80015767	2	STEP
8		7660163001	16	LOCKNUT, FLANGE 3/8" - 16 N.C.
10		7115161250	16	CAP SCREW, 3/8" - 16 N.C. X 1 1/2" GRADE 5
11		4159110071	2	PLATE
12		80015766	2	STEP EXTENSION
13		7950160161	8	WASHER, FLAT WIDE 3/8
14		7115201650	2	CAP SCREW, 5/8" - 11 N.C. X 2" GRADE 5
15		7950200050	2	WASHER, 5/8" I.D. LOCK
16		7660200001	2	NUT, HEX 5/8" - 11 N.C. GRADE 5
17		7950200161	4	WASHER, 5/8" I.D.
18		03317940	1	THERMOCOUPLE

+ SEE FURTHER BREAKDOWN THIS GROUP

Manitowoc Cranes



Manitowoc Cranes

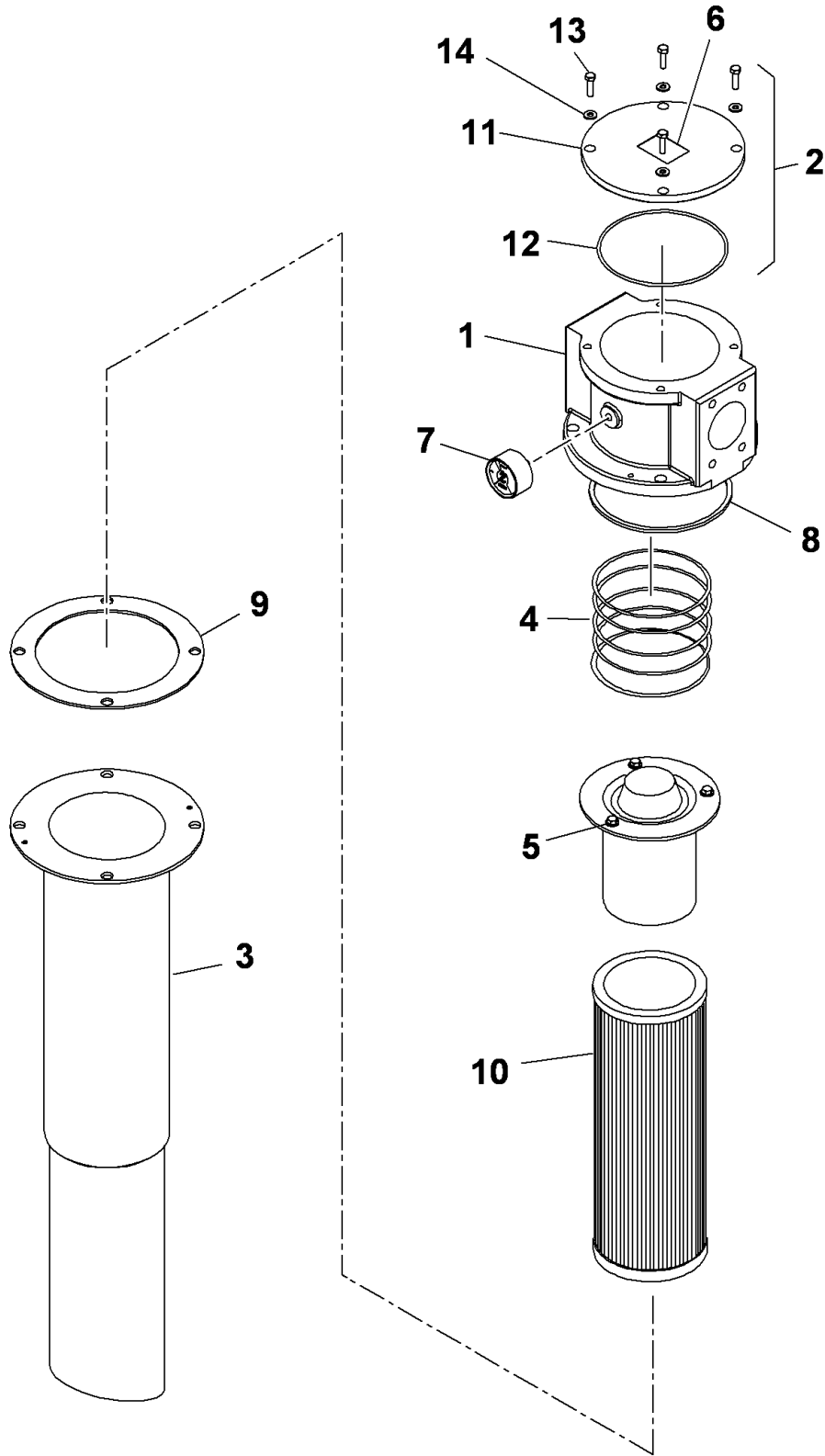
Description
HYDRAULIC RESERVOIR ASSEMBLY

Assembly No.
80035692
 Revision: **C**

Item	FN	Part	Qty	Description
1		80035691	1	HYDRAULIC RESERVOIR
2		7258100146	1	CAP, FILL (WITH BREATHER)
		9258100173	1	INCLUDES THE FOLLOWING PARTS
		9258100174	1	BREATHER
		80009306	1	KIT, STRAINER
3	+	80009306	1	FILTER ASSEMBLY - HYDRAULIC RETURN (COMPLETE ASSEMBLY)
4		7950180050	4	WASHER, LOCK 1/2" I.D.
5		7115181450	4	CAP SCREW, 1/2" - 13 N.C. X 1 3/4"
6		80015767	3	STEP
7		7115160850	12	CAP SCREW, 3/8" - 16 N.C. X 1" GRADE 5
8		7660163001	12	LOCKNUT, FLANGE 3/8" - 16 N.C.
9		7486002936	1	GUAGE, OIL LEVEL
		9752101414	1	INCLUDES THE FOLLOWING PARTS KIT, SEAL MOUNTING

+ SEE FURTHER BREAKDOWN THIS GROUP

Manitowoc Cranes



Manitowoc Cranes

Description

**FILTER ASSEMBLY - HYDRAULIC RETURN
(COMPLETE ASSEMBLY)**

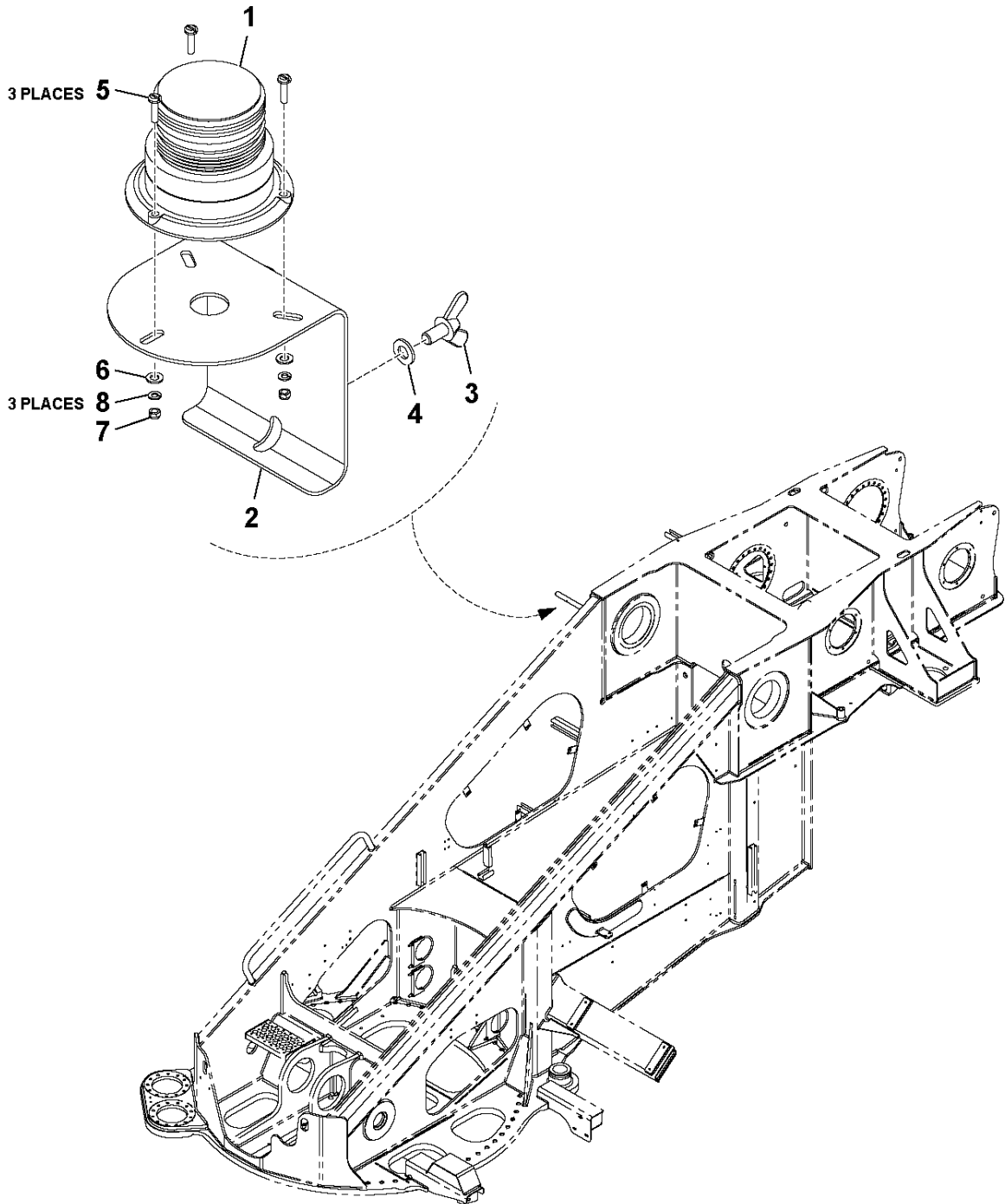
Assembly No.

80009306

Revision:

Item	FN	Part	Qty	Description
1		9437100706	1	HEAD
2		90014856	1	CAP ASSY (INCLUDES ITEMS 11 THRU 14)
3		90014857	1	BOWL ASSY
4		9437100682	1	SPRING
5		9437100902	1	VALVE ASSY. BYPASS
6		90014858	1	PLATE, NAME
7		9437100456	1	GAUGE
8		9437100853	1	O-RING
9		9437100854	1	GASKET
10		9437100849	1	ELEMENT
11		9437100708	1	CAP
12		9437100709	1	O-RING
13		9437100710	4	CAPSCREW
14		9437100855	4	WASHER

Manitowoc Cranes



Manitowoc Cranes

Description

BEACON LIGHT INSTALLATION

Assembly No.

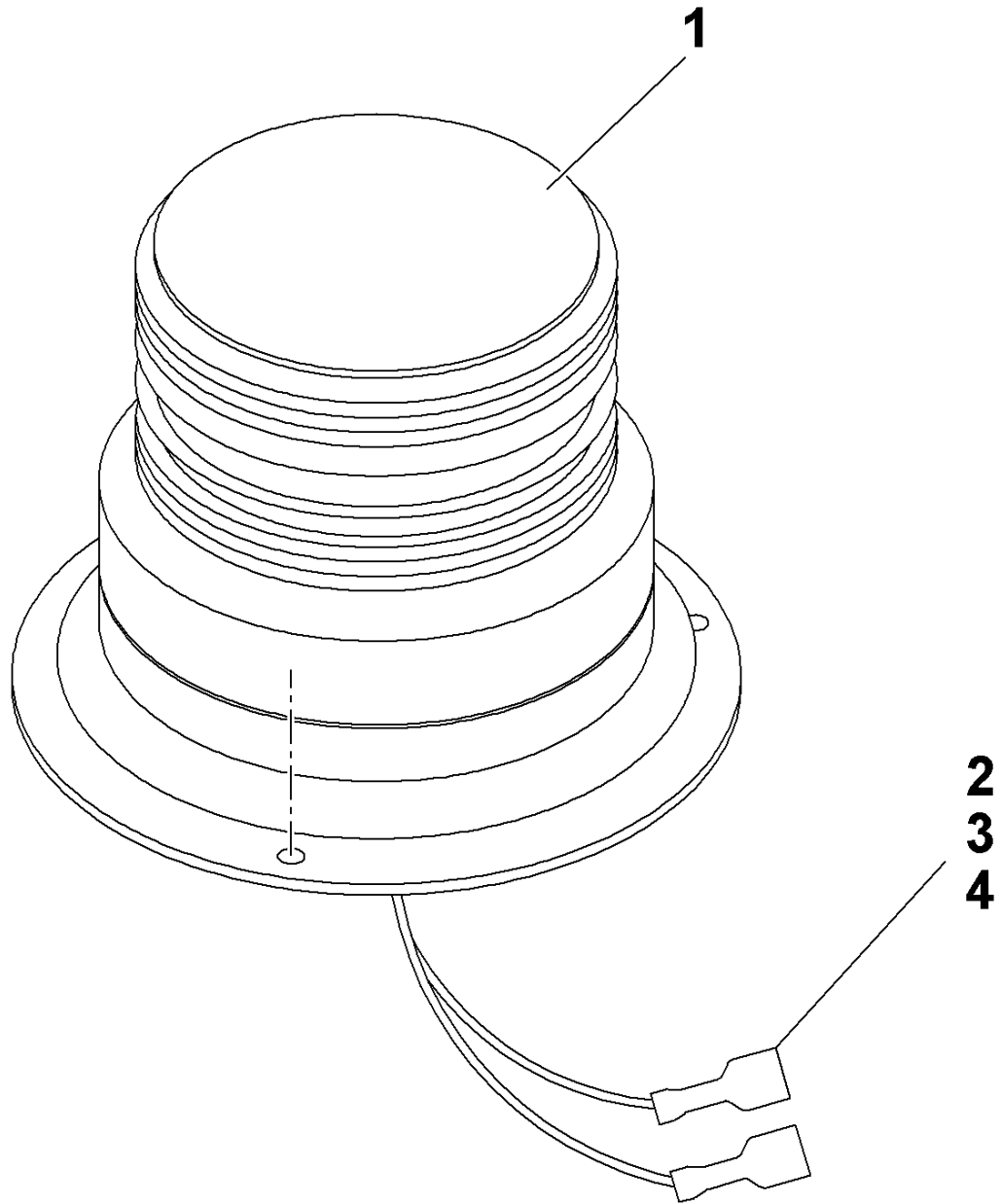
80013515

Revision: **C**

Item	FN	Part	Qty	Description
1	+	6581100074	1	LIGHT ASSEMBLY - MODIFIED STROBE (COMPLETE ASSEMBLY)
2		4159210126	1	BRACKET, STROBE LIGHT
3		7099100054	1	SCREW, M10X20 DIN 316 WING
4		7951190014	1	FLAT WASHER, 10MM I.D.
5		7126131250	3	CAP SCREW, M5 X 25MM HEX HEAD
6		7950100141	3	WASHER, FLAT, #10
7		7661130003	3	NUT, HEX 5MM
8		7951130210	3	LOCKWASHER, 5MM I.D.

+ SEE FURTHER BREAKDOWN THIS GROUP

Manitowoc Cranes



Manitowoc Cranes

Description

LIGHT ASSEMBLY - MODIFIED STROBE (COMPLETE ASSEMBLY)

Assembly No.

6581100074

Revision: **A**

Item	FN	Part	Qty	Description
1		7581100000	1	LIGHT, STROBE INCLUDES THE FOLLOWING PARTS
		9581100389	1	TUBE,STROBE
		9581100390	1	LENS, AMBER
2		7892000836	1	RECEPTACLE, 2 PIN
3		7172000546	1	BOOT
4		7689000704	2	PIN, 16 - 14 GA
5		8594000019	1	FLEXGUARD, 1/4" I.D. (QUANTITY IN FEET)

Manitowoc Cranes



The drawing or bill of material for this installation was not available when this catalog was created. Please contact Rich Rebok at Richard.rebok@manitowoc.com for Grove products or Galen Burkholder at Galen.burkholder@manitowoc.com for National products to supply us with your serial number and model number along with your mailing information. We will then send you the missing pages either via PDF or a hardcopy to be inserted into your manual.

Regards,
Technical Publications Department
Shady Grove, Pennsylvania
www.cranecare.com

Manitowoc Cranes

Description

HEATER LINES INSTALLATION

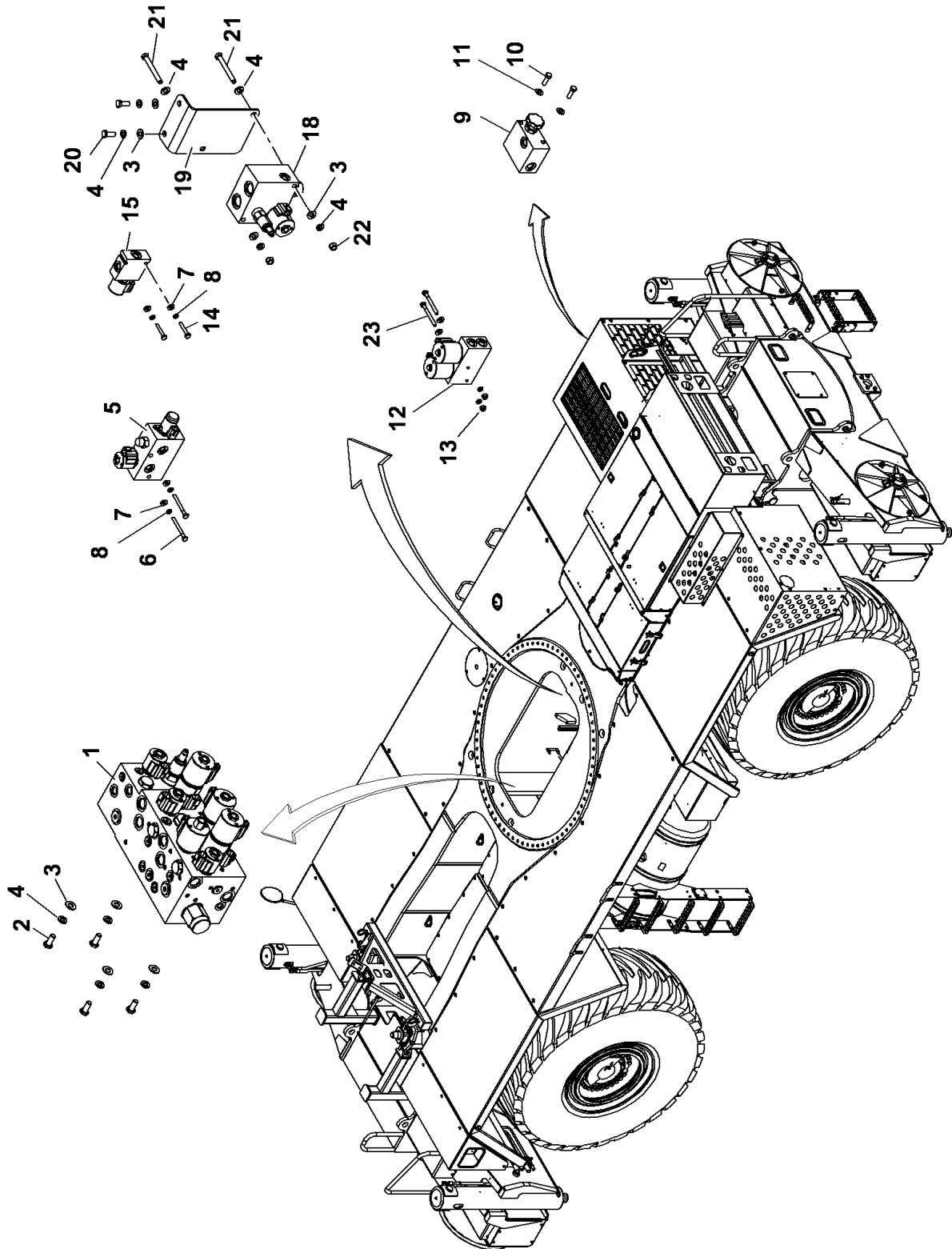
Assembly No.

80029235

Revision: #

Item	FN	Part	Qty	Description
1		8596902528	8	HOSE, 5/8" I.D. (QUANTITY IN FEET)
2		7300001061	4	CLAMP, LINER

Manitowoc Cranes



Manitowoc Cranes

Description

HYDRAULIC VALVE INSTALLATION-CARRIER WITH DIFFERENTIAL

Assembly No.

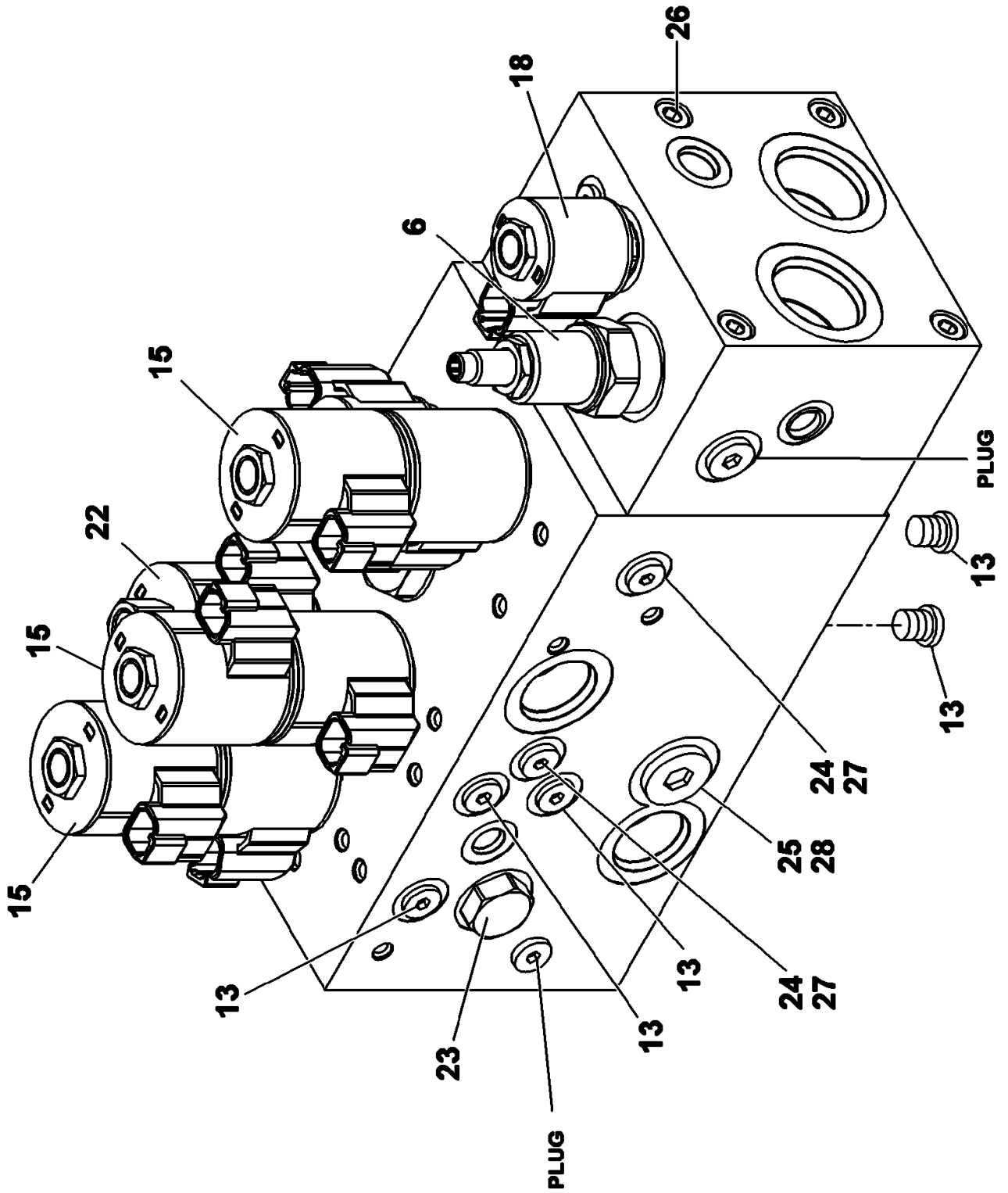
80026909

Revision: **A**

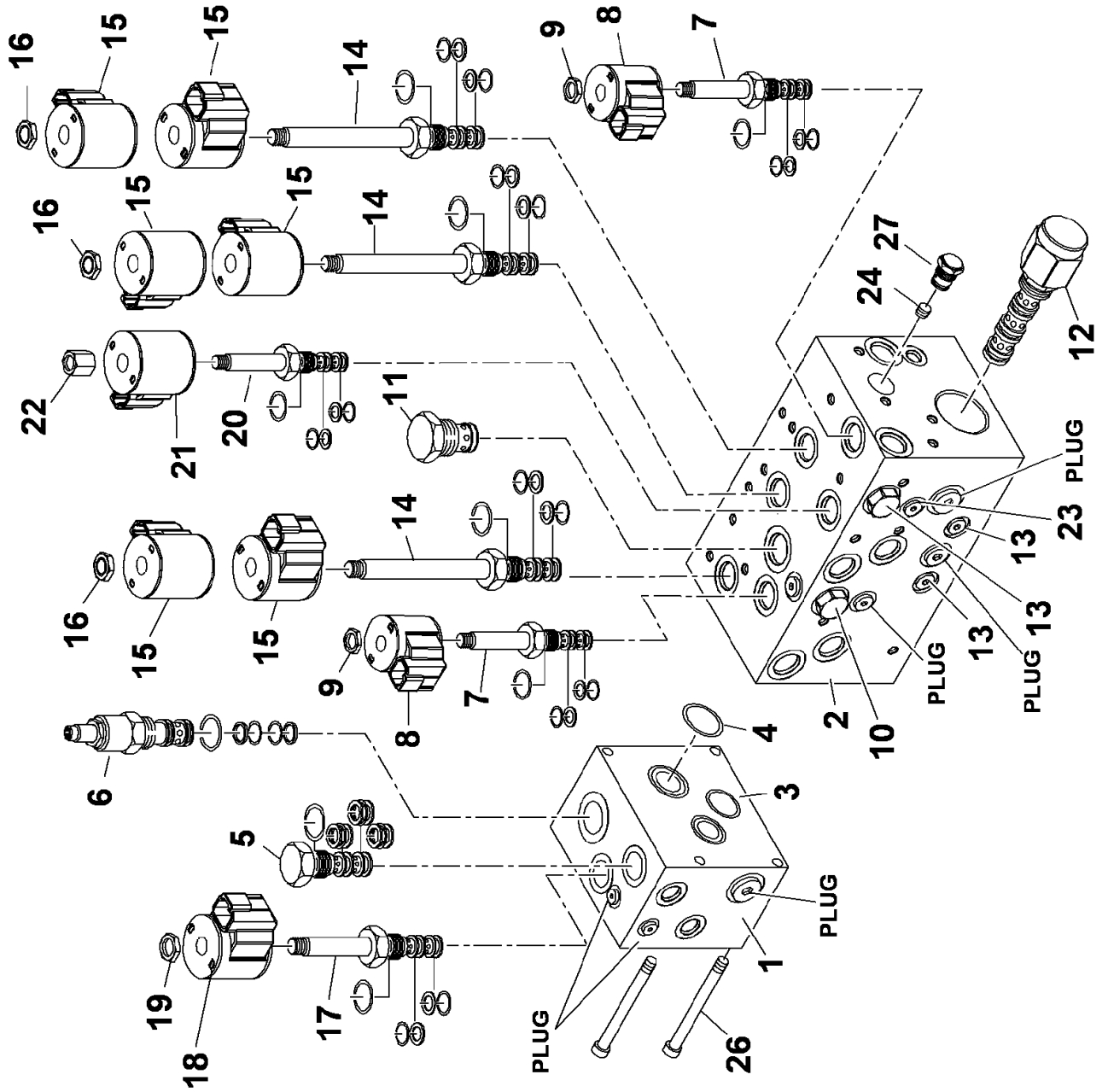
Item	FN	Part	Qty	Description
1	+	80011167	1	INTEGRATED VALVE - OUTRIGGER REAR STEER
2		7115160750	4	CAP SCREW, 3/8" - 16 N.C. X 7/8" GRADE 5
3		7950160141	10	WASHER, 3/8" PLAIN NARROW
4		7950160050	8	WASHER, LOCK 3/8" I.D.
5	+	80008125	1	VALVE ASSEMBLY - PARK BRAKE/AXLE DISCONNECT
6		7115142050	2	CAP SCREW, 1/4" - 20 N.C. X 2 1/2" GRADE 5
7		7950140141	4	WASHER, FLAT 1/4" PLAIN NARROW
8		7950140050	4	WASHER, LOCK 1/4"
9	+	80010920	1	VALVE ASSEMBLY - NEEDLE (MANUAL BLEED OFF PRESSURE) (COMPLETE ASSEMBLY)
10		7115150850	2	CAP SCREW, 5/16" - 18 N.C. X 1" GRADE 5
11		7950150141	2	WASHER, FLAT 5/16"
12	+	80008126	1	VALVE-AXLE LOCKOUT
13		7660142701	2	LOCKNUT, HEX 1/4" - 20 N.C.
14		7115141450	2	CAP SCREW, 1/4-20UNC X 1 3/4
15	+	80008127	1	SOLENOID VALVE - DIFFERENTIAL LOCK
18	+	80026774	1	VALVE FLOW CTRL 4.5 GPM 24V
19		80027431	1	VALVE MOUNTING PLATE
20		7115160850	2	CAP SCREW, 3/8" - 16 N.C. X 1" GRADE 5
21		7115162650	2	CAP SCREW, 3/8" - 16 N.C. X 3 1/4" GRADE 5
22		7660160000	2	NUT, HEX 3/8" - 16 N.C.
23		7115141650	2	CAP SCREW, 1/4" - 20 N.C. X 2" GRADE 5

+ SEE FURTHER BREAKDOWN THIS GROUP

Manitowoc Cranes



Manitowoc Cranes



Manitowoc Cranes

Description

INTEGRATED VALVE - OUTRIGGER REAR STEER

Assembly No.

80011167

Revision:

Item	FN	Part	Qty	Description
1		NSS	1	MANIFOLD, BLOCK
2		NSS	1	MANIFOLD, BLOCK
3		90015543	2	O-RING
4		90015544	1	O-RING
5		9926113169	1	VALVE, SHUTTLE INCLUDES THE FOLLOWING PARTS
		9926113170	1	KIT, SEAL
6		90015545	1	VALVE,PRESS REDUCING @ 3000PSI INCLUDES THE FOLLOWING PARTS
		90015554	1	KIT, SEAL
7		9926106474	2	VALVE, CARTRIDGE INCLUDES THE FOLLOWING PARTS
		9926108423	1	KIT, SEAL
		9926107745	1	NUT
8		90015312	2	COILS ASSY. 24V.
9		9926107745	2	NUT
10		9926113089	1	VALVE, CHECK CARTRIDGE INCLUDES THE FOLLOWING PARTS
		9926108644	1	KIT, SEAL
11		90015546	1	VALVE, CHECK CART. INCLUDES THE FOLLOWING PARTS
		9926112358	1	KIT, SEAL
12		9926112992	1	VALVE, CARTRIDGE DIRECTIONAL INCLUDES THE FOLLOWING PARTS
		9926112997	1	KIT, SEAL
13		90015547	8	VALVE, CHECK CART. INCLUDES THE FOLLOWING PARTS
		90015555	1	KIT, SEAL
14		9926111720	3	VALVE ASSEMBLY - SOLENOID 12 VOLT INCLUDES THE FOLLOWING PARTS
		9926111719	1	KIT, SEAL
15		9926113339	6	COIL, 24V.
16		9926107745	3	NUT
17		9926113194	1	VALVE ASSY. CARTRIDGE INCLUDES THE FOLLOWING PARTS
		9926113195	1	KIT, SEAL
18		90015312	1	COILS ASSY. 24V.
19		9926107745	1	NUT

Manitowoc Cranes

Description

INTEGRATED VALVE - OUTRIGGER REAR STEER

Assembly No.

80011167

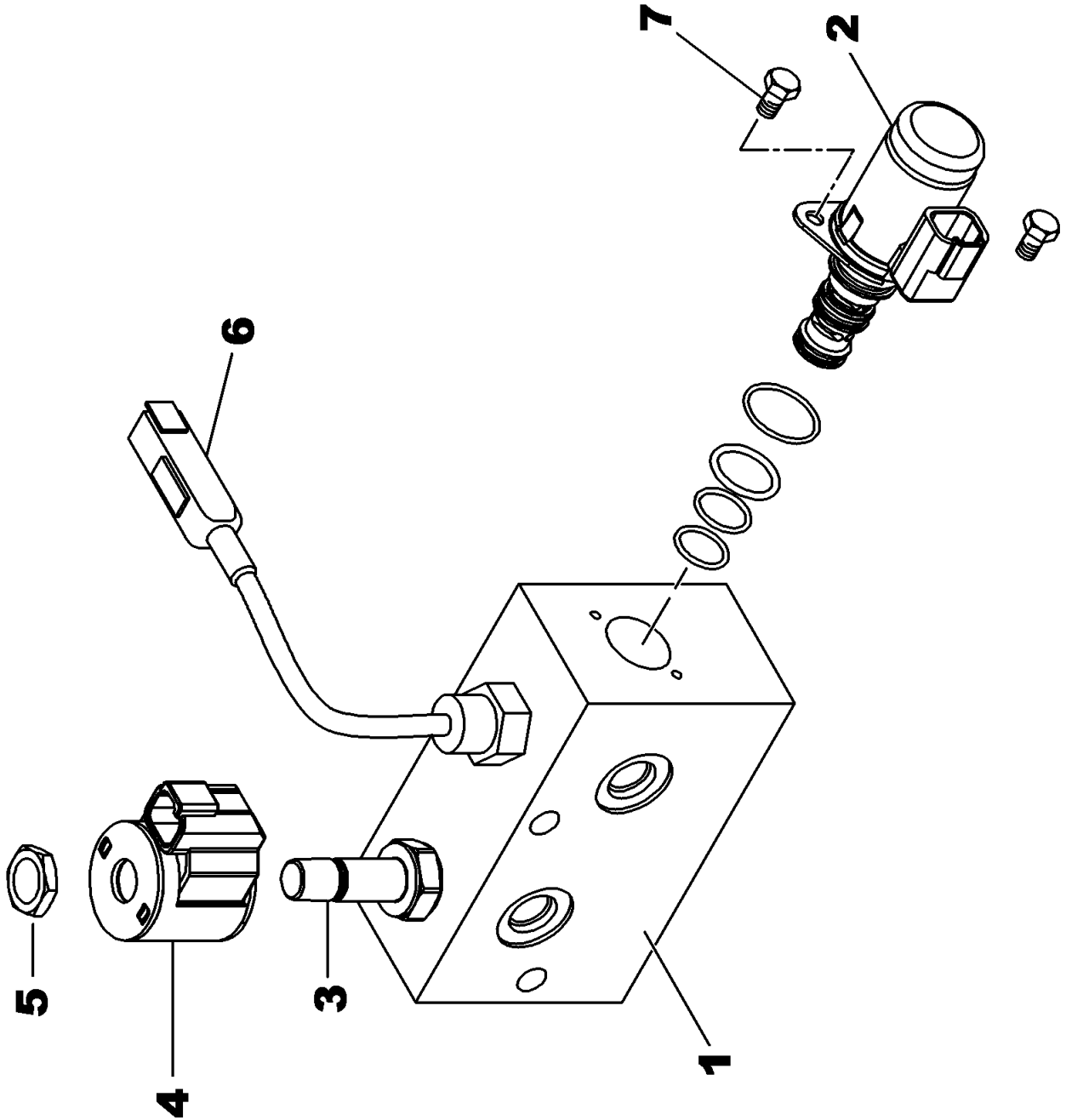
Revision:

Item	FN	Part	Qty	Description
20		90015548	1	VALVE,CART.PROPORTIONAL RELIEF INCLUDES THE FOLLOWING PARTS
		9926108644	1	KIT, SEAL
21		9926113339	1	COIL, 24V.
22		90015549	1	NUT
23		90015550	2	VALVE, CHECK PO INCLUDES THE FOLLOWING PARTS
		90015556	1	KIT, SEAL
24		90015551	3	PLUG, ORIFICE .070
25		90015552	1	PLUG, ORIFICE .155
26		90015553	4	CAPSCREW, SOCKET HEAD
27		9926111747	3	PLUG, PORT INCLUDES THE FOLLOWING PARTS
		9926111748	1	O-RING
28		9926113295	1	PLUG #10 INCLUDES THE FOLLOWING PARTS
		7755910002	1	O-RING

Manitowoc Cranes

Notes

Manitowoc Cranes



Manitowoc Cranes

Description

VALVE ASSEMBLY - PARK BRAKE/AXLE DISCONNECT

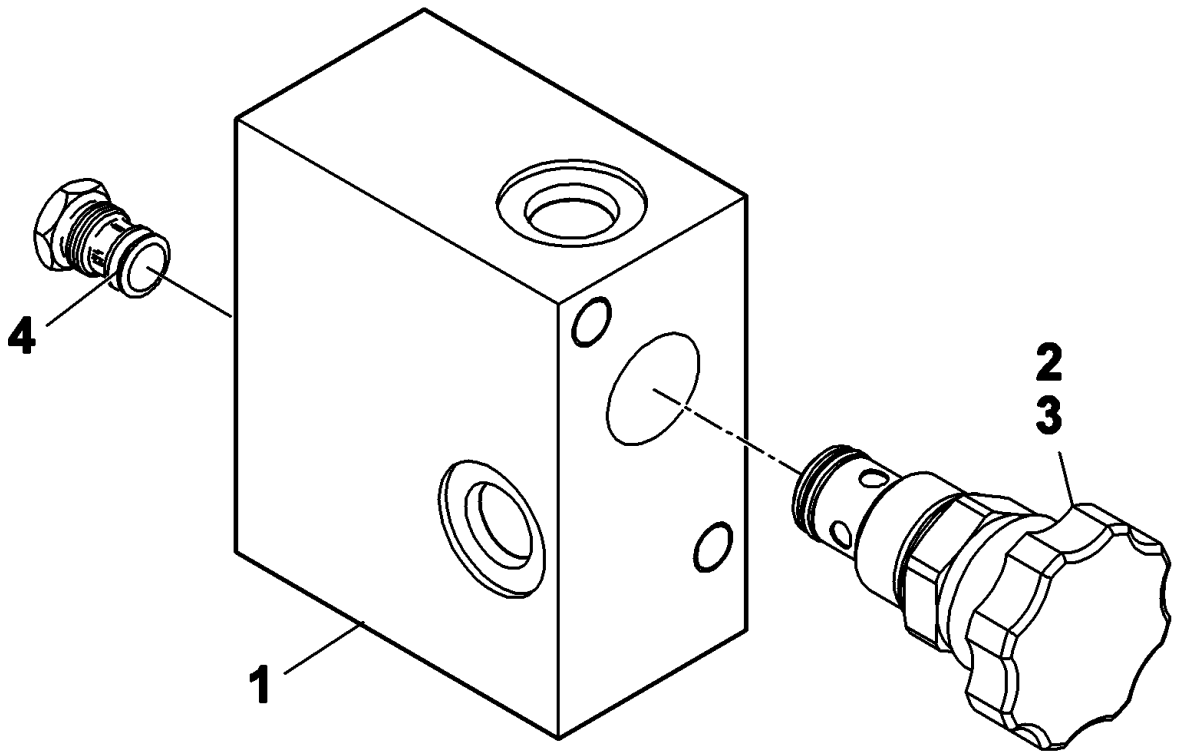
Assembly No.

80008125

Revision:

Item	FN	Part	Qty	Description
1		NSS	1	BODY, VALVE
2		90000894	1	VALVE, CART. & COIL ASSY. 24V. INCLUDES THE FOLLOWING PARTS
		9926113057	1	KIT, SEAL
3		9926113096	1	VALVE, CARTRIDGE INCLUDES THE FOLLOWING PARTS
		9926113097	1	KIT, SEAL
4		90015312	1	COILS ASSY. 24V.
5		9926107745	1	NUT
6		90015412	1	SWITCH ASSY, PRESSURE
7		90015415	2	CAP SCREW, M5X8MM SOCKET HEAD

Manitowoc Cranes



Manitowoc Cranes

Description

**VALVE ASSEMBLY - NEEDLE (MANUAL BLEED OFF PRESSURE)
(COMPLETE ASSEMBLY)**

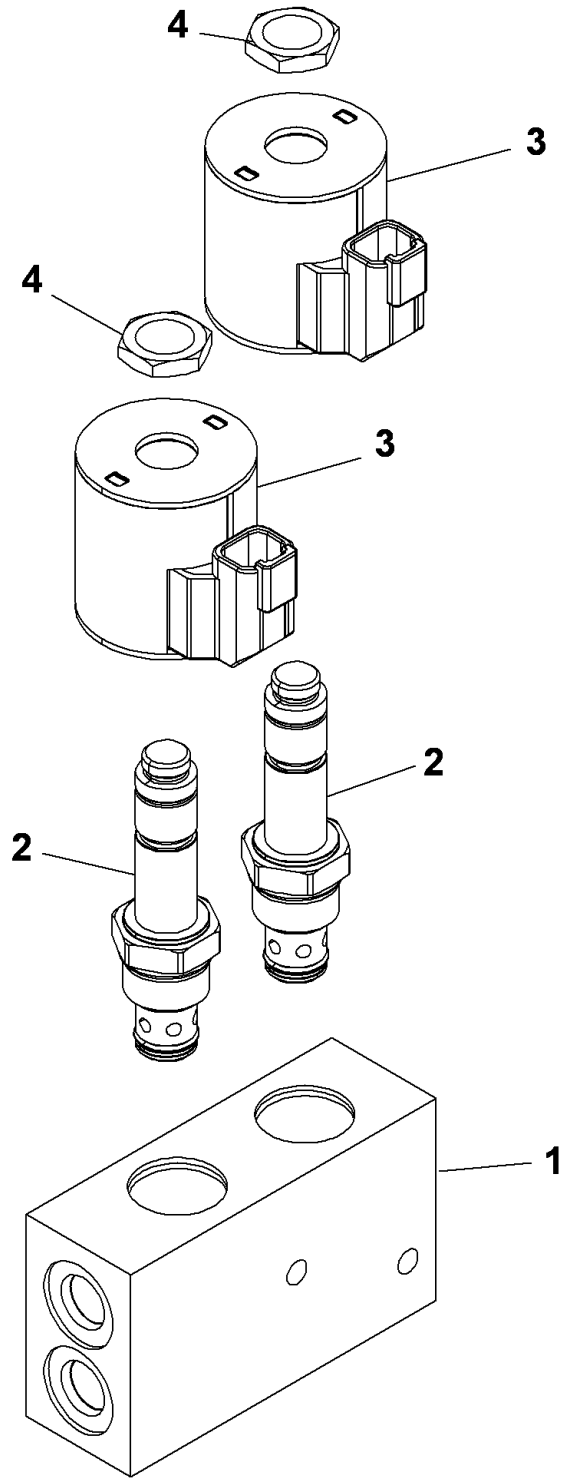
Assembly No.

80010920

Revision:

Item	FN	Part	Qty	Description
1		NSS	1	BODY, VALVE
2		90015332	1	VALVE ASSY, NEEDLE
		9752100996	1	INCLUDES THE FOLLOWING PARTS KIT, REPAIR
3		90015333	1	KNOB, PLASTIC
4		90015334	1	VALVE ASSY, CHECK
		9926111656	1	INCLUDES THE FOLLOWING PARTS KIT, SEAL

Manitowoc Cranes



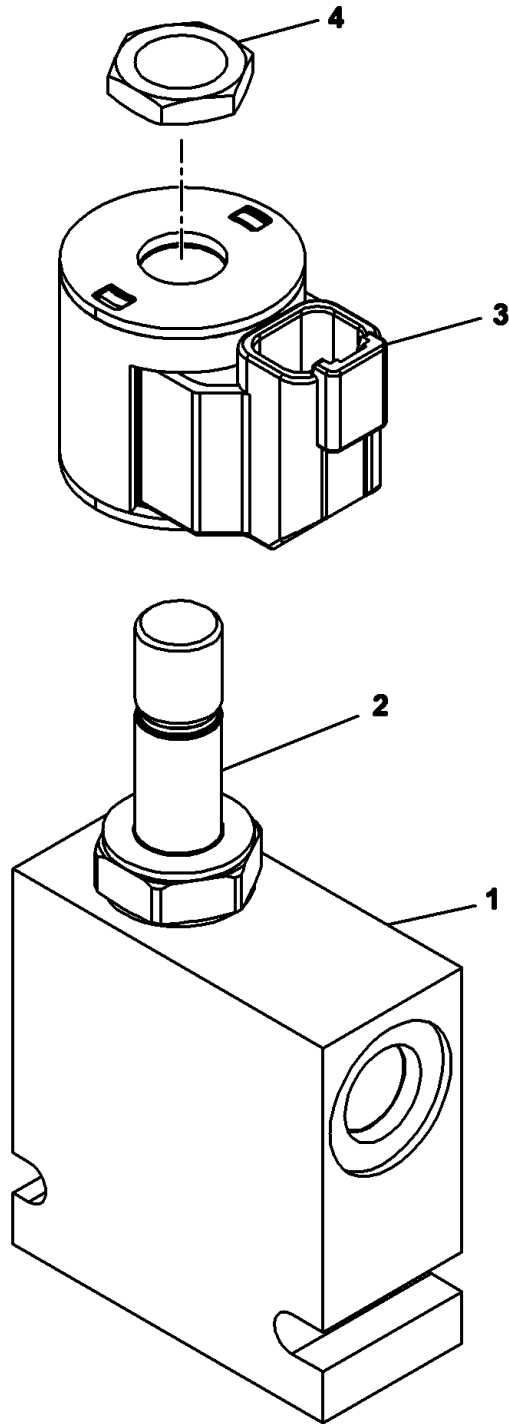
Manitowoc Cranes

Description
VALVE-AXLE LOCKOUT

Assembly No.
80008126
 Revision:

Item	FN	Part	Qty	Description
1		NSS	1	BODY, VALVE
2		9926110316	2	CARTRIDGE VALVE INCLUDES THE FOLLOWING PARTS
3		9926106323	1	KIT, SEAL
4		9926113339	2	COIL, 24V.
4		9926107745	2	NUT

Manitowoc Cranes



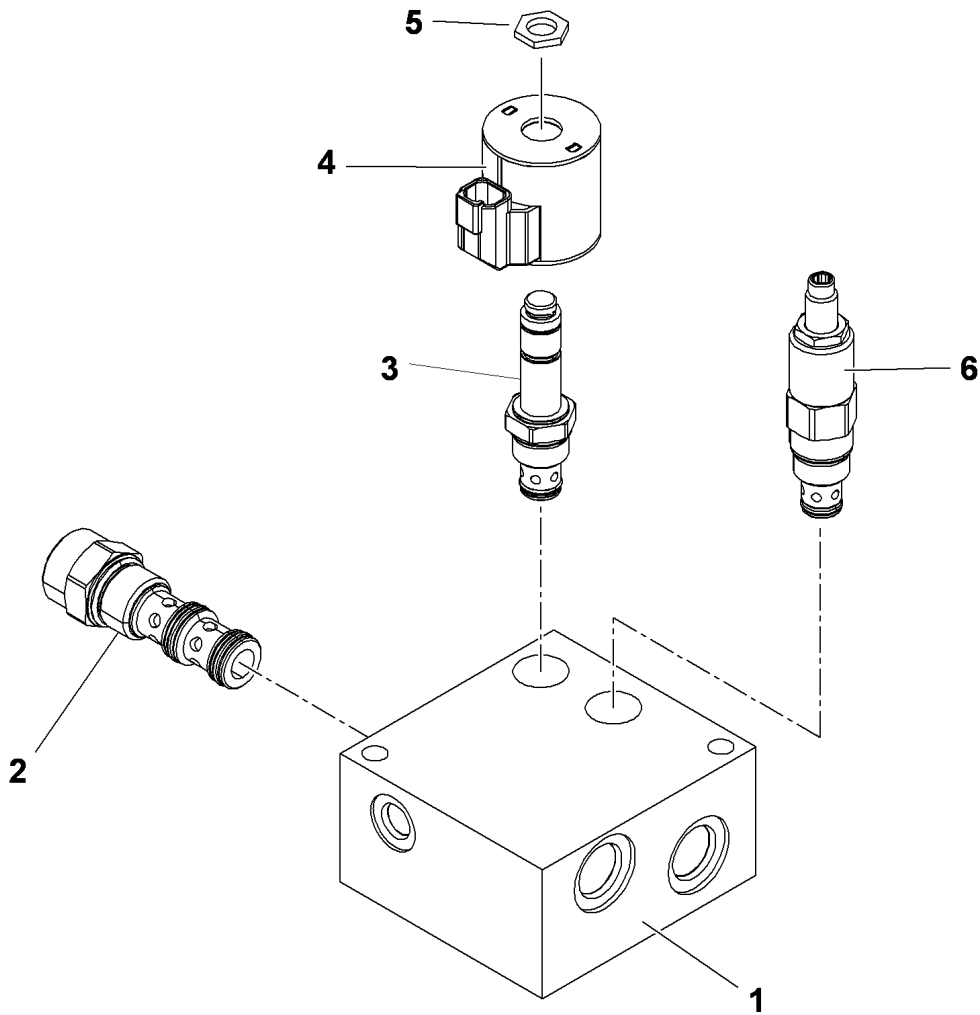
Manitowoc Cranes

Description
SOLENOID VALVE - DIFFERENTIAL LOCK

Assembly No.
80008127
 Revision:

Item	FN	Part	Qty	Description
1		NSS	1	BODY, VALVE
2		9926108422	1	VALVE, CARTRIDGE
		9926108423	1	INCLUDES THE FOLLOWING PARTS
3		90015312	1	KIT, SEAL
4		9926107745	1	COILS ASSY. 24V.
				NUT

Manitowoc Cranes



Manitowoc Cranes

Description

VALVE FLOW CTRL 4.5 GPM 24V

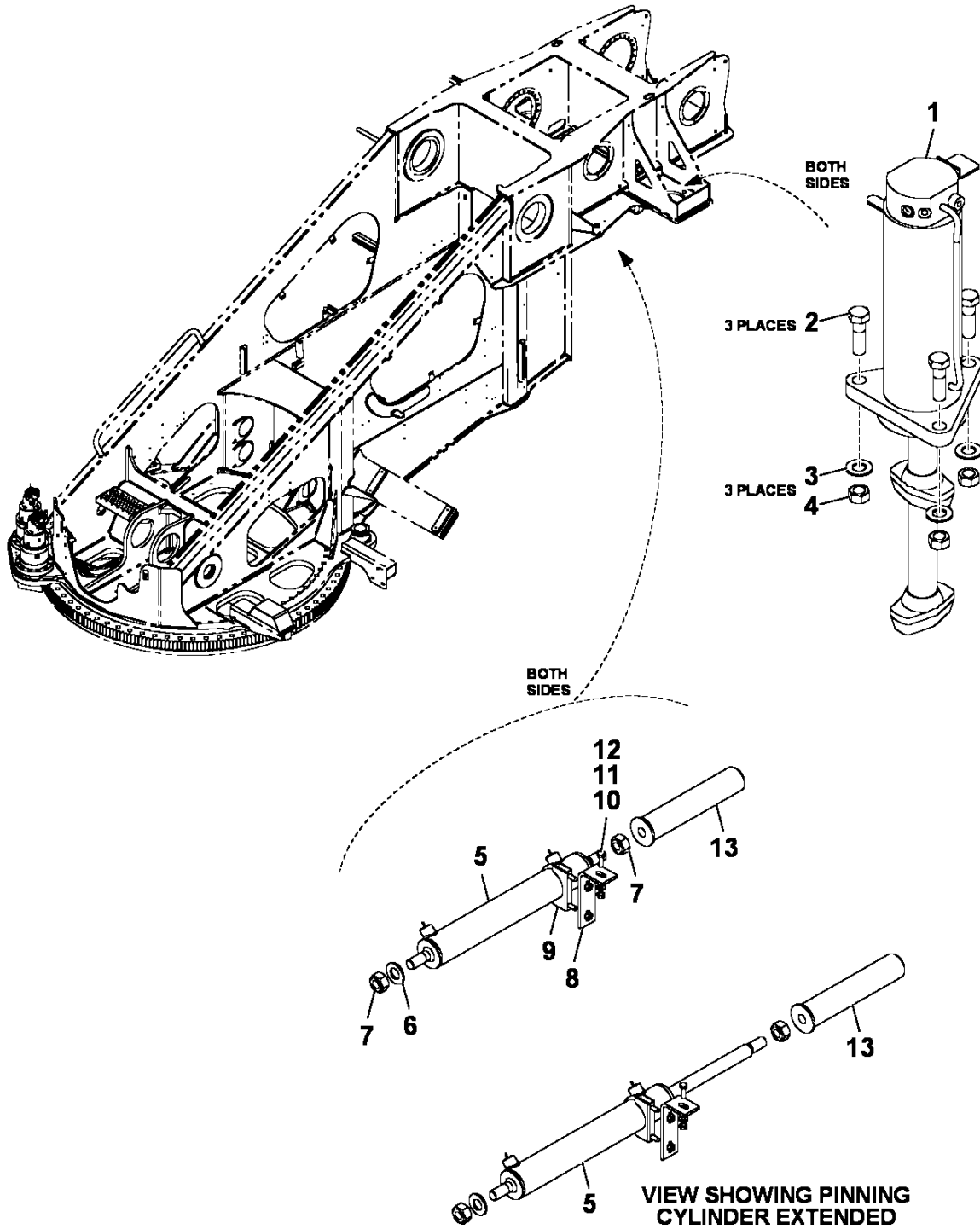
Assembly No.

80026774

Revision:

Item	FN	Part	Qty	Description
1		NSS	1	BODY, MANIFOLD
2		9926113447	1	VALVE ASSY.CART.FLOW REGULATOR INCLUDES THE FOLLOWING PARTS
		9926113005	1	KIT, SEAL
3		9926113208	1	VALVE, CARTRIDGE INCLUDES THE FOLLOWING PARTS
		9926111571	1	KIT, SEAL
		9926107745	1	NUT
4		9926113117	1	COIL, 24V.
5		9926107745	1	NUT
6		90021269	1	VALVE, CART RELIEF @ 1100 PSI INCLUDES THE FOLLOWING PARTS
		9926108435	1	KIT, SEAL

Manitowoc Cranes



Manitowoc Cranes

Description

COUNTERWEIGHT CYLINDERS INSTALLATION

Assembly No.

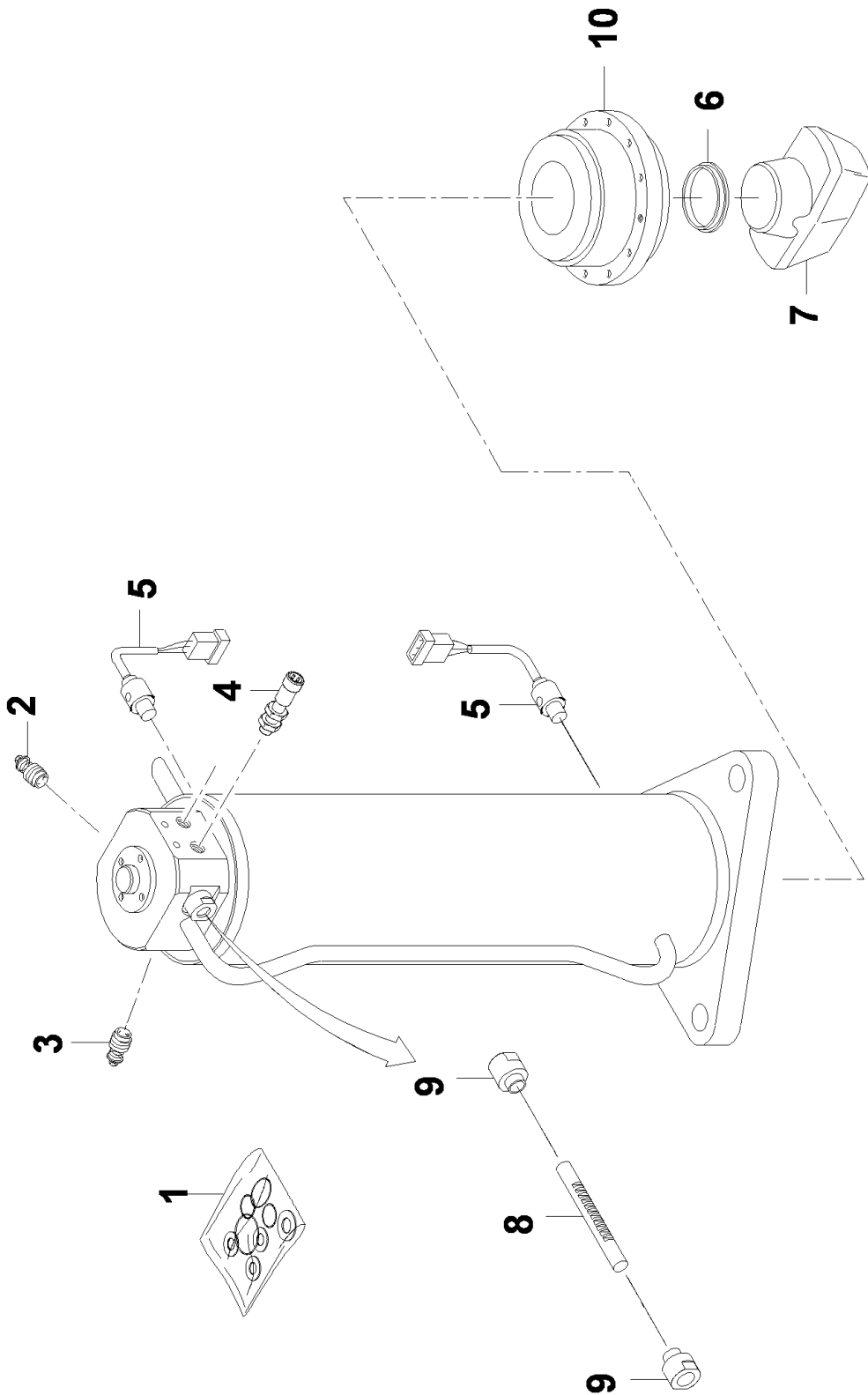
80012177

Revision: **A**

Item	FN	Part	Qty	Description
1		03325213	2	LIFTING UNIT COUNTERWEIGHT
2		7127292350	6	HHCS M24x80 -10.9 ISO 4014
3		7949000359	6	WASHER, 1" I.D. HARDENED ROUND
4		7661290003	6	NUT, HEX 24MM N.C.
5	+	7372100249	2	CYLINDER ASSEMBLY - 2" STEER (COMPLETE ASSEMBLY)
6		7949000237	2	WASHER, 7/8" I.D.
7		7660240031	4	NUT, 7/8" N.F. HEX
8		80013956	1	SUPPORT BRACKET-COUNTERWEIGHT LOCKING CYLINDER
9		7300000433	2	CLAMP, MUFFLER 2 1/4" I.D.
10		7126171253	2	CAP SCREW, M8X25 HEX HEAD
11		7949000534	6	WASHER, HARDENED ROUND
12		7661170003	2	NUT
13		80014006	2	PIN-COUNTERWEIGHT LOCKING

+ SEE FURTHER BREAKDOWN THIS GROUP

Manitowoc Cranes



Manitowoc Cranes

Description

LIFTING UNIT COUNTERWEIGHT

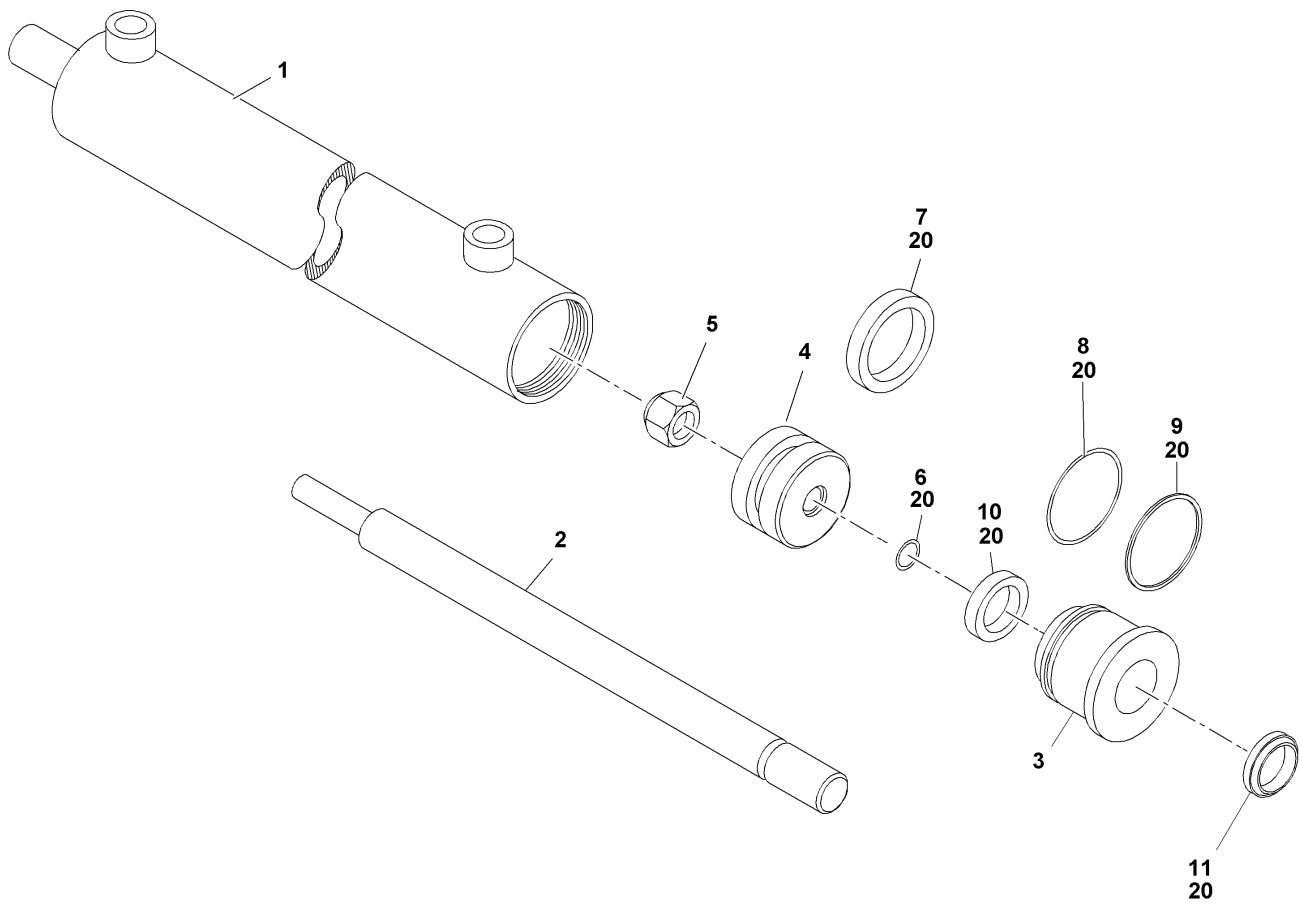
Assembly No.

03325213

Revision: **B**

Item	FN	Part	Qty	Description
1		03326303	1	Gasket cpl. 01 06226 84 HYCO H
2		03324829	1	BRAKE VALVE
3		02313312	1	VALVE ASSY, BACK PRESSURE INCLUDES THE FOLLOWING PARTS
		03043514	1	O-RING
4		03319619	2	APPROXIMATE SWITCH
5		03324153	2	APPROXIMATE SWITCH
6		03324154	1	Sealing membre 05 17010 21 HYC
7		03326304	1	Crossbar 33 27647 00 HYCO HENG
8		03135960	1	Rack 33 27492 00 HYCO HENGSTLE
9		03135961	2	Guide bush 33 27493 00 HYCO HE
10		03137119	1	Guide head 33 27648 00 HYCO HE

Manitowoc Cranes



Manitowoc Cranes

Description

CYLINDER ASSEMBLY - 2" STEER (COMPLETE ASSEMBLY)

Assembly No.

7372100249

Revision:

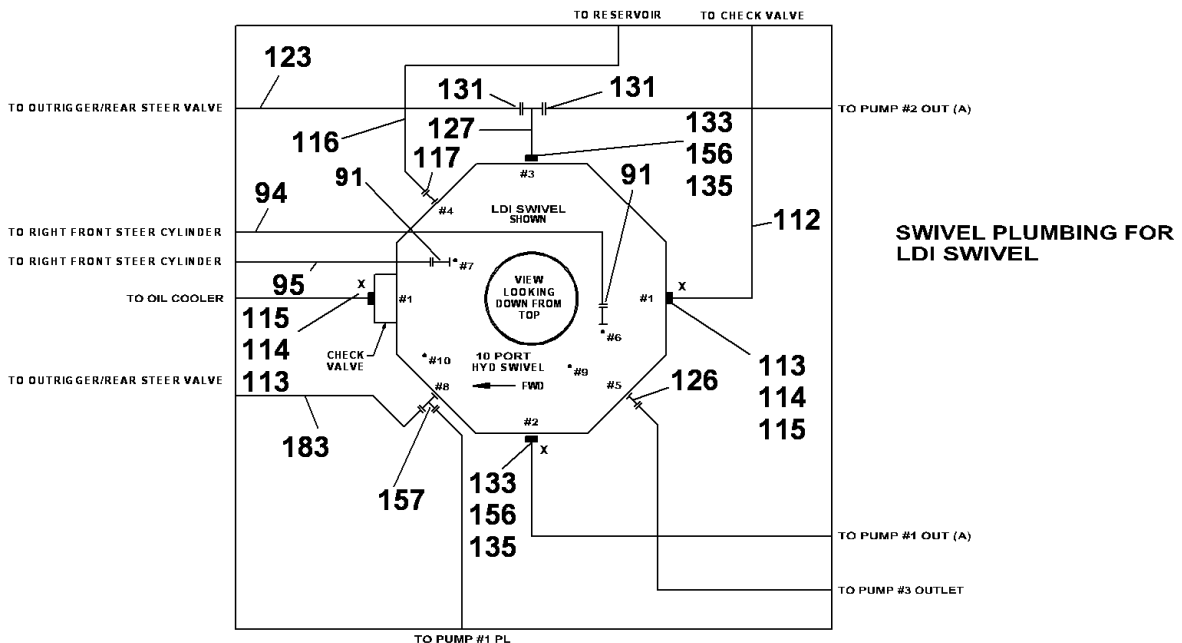
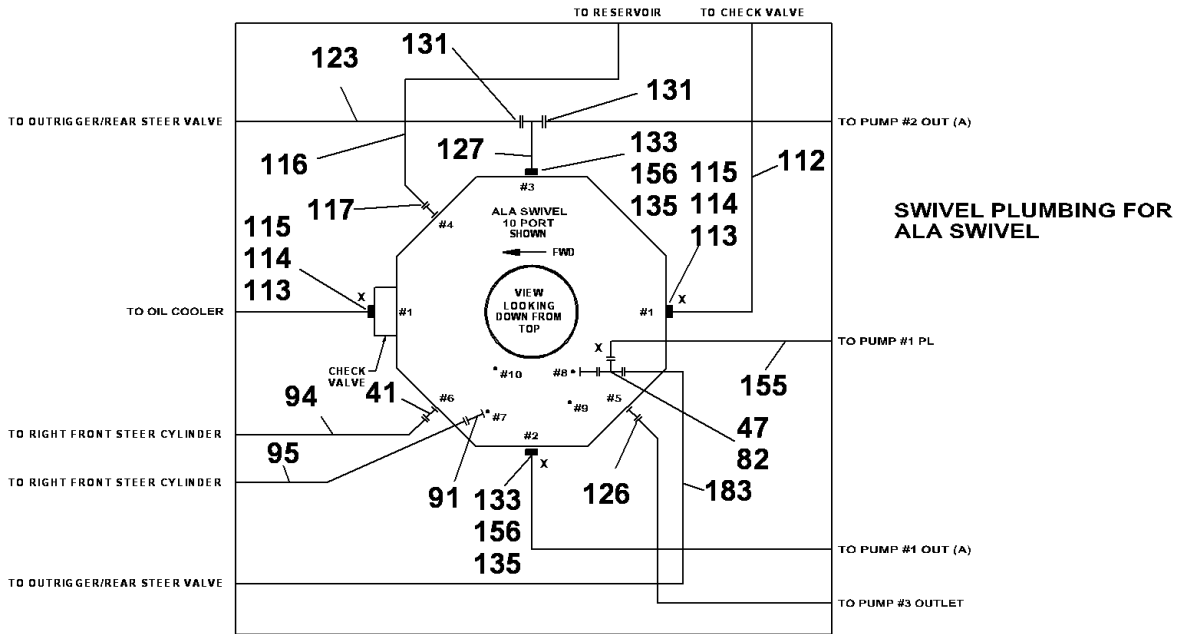
Item	FN	Part	Qty	Description
1		9372103539	1	BARREL ASSY.
2		9372103540	1	ROD ASSY.
3		9372103541	1	GLAND, ROD
4		9372103542	1	PISTON
5		9372103538	1	NUT
6	*	NSS	1	O-RING
7	*	NSS	1	RING, SEAL PISTON
8	*	NSS	1	O-RING
9	*	NSS	1	RING, BACK-UP
10	*	NSS	1	RING, SEAL ROD
11	*	NSS	1	RING, WIPER
20	*	9372103543	1	KIT, SEAL

* REPAIR KIT AND/OR PART OF KIT

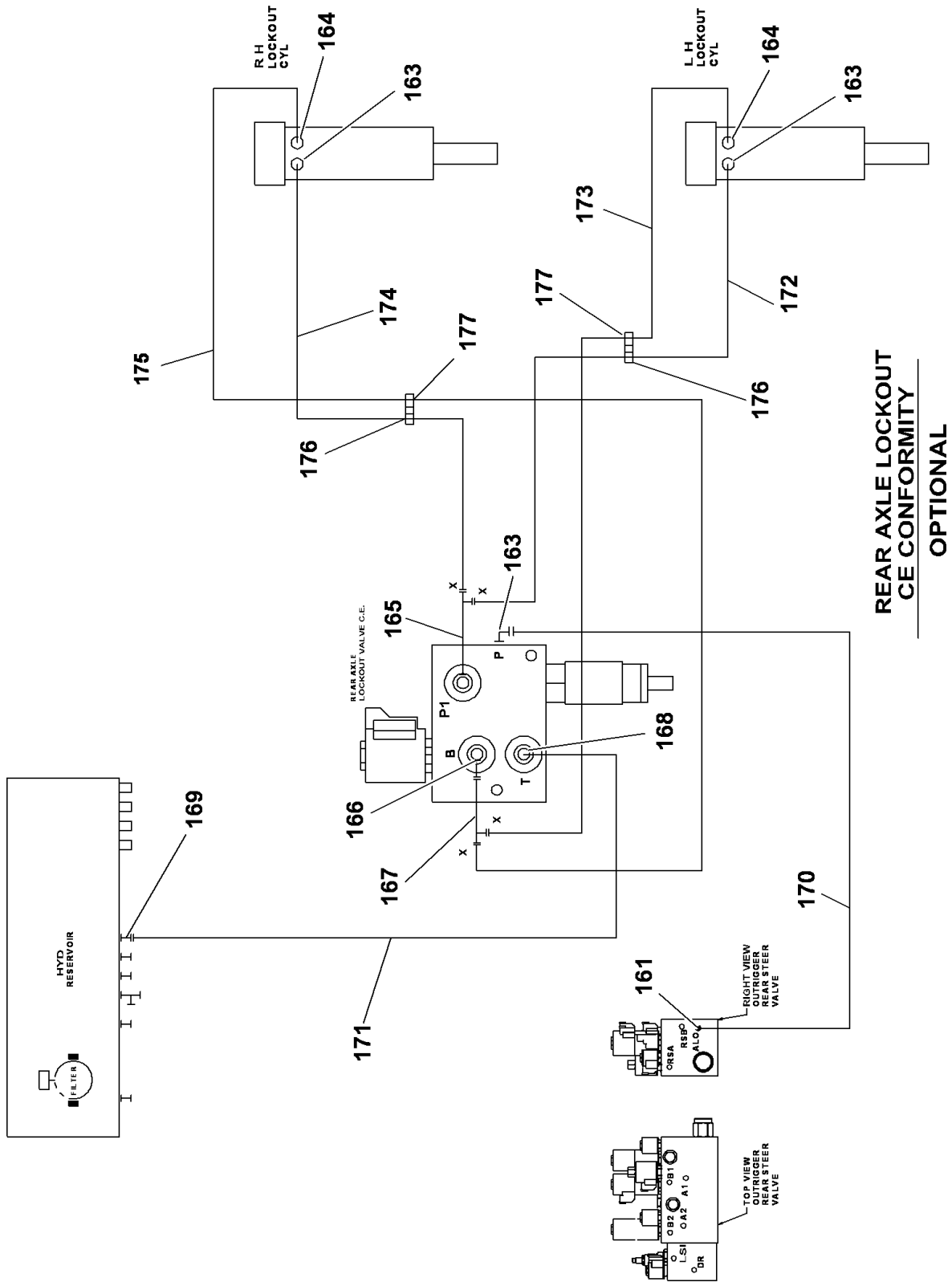
Manitowoc Cranes

Notes

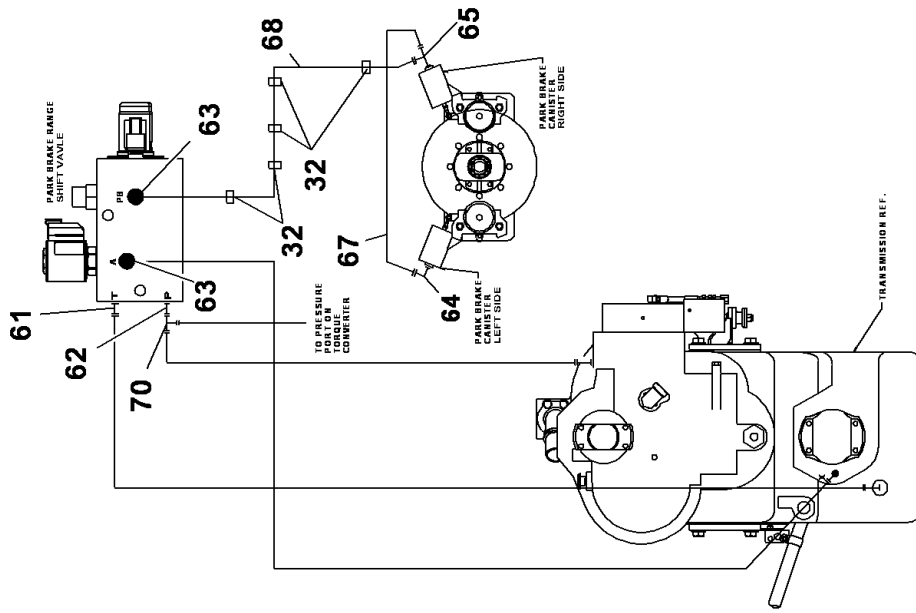
Manitowoc Cranes



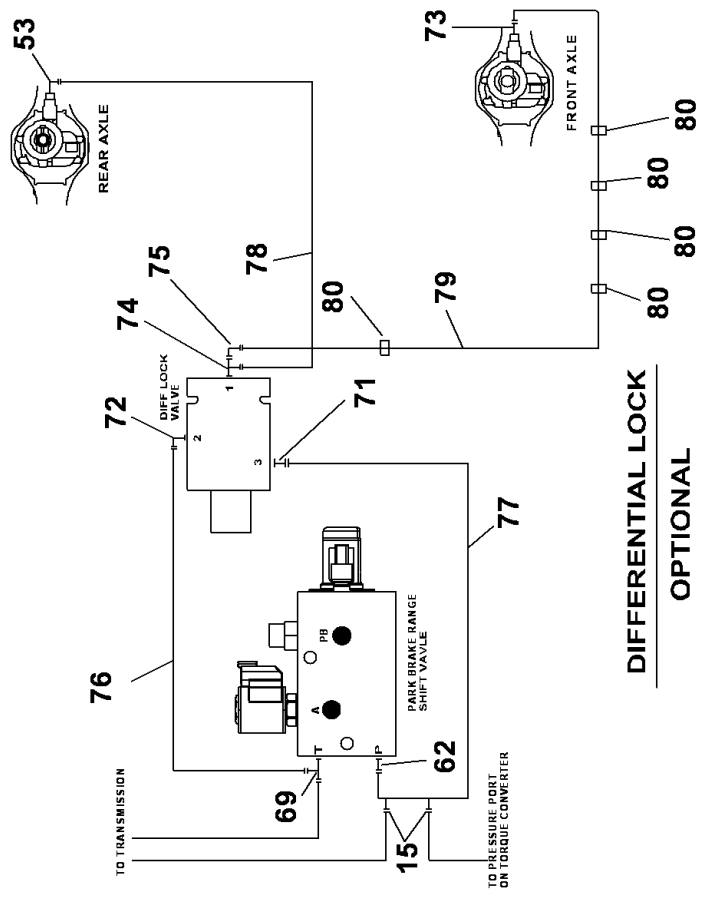
Manitowoc Cranes



Manitowoc Cranes

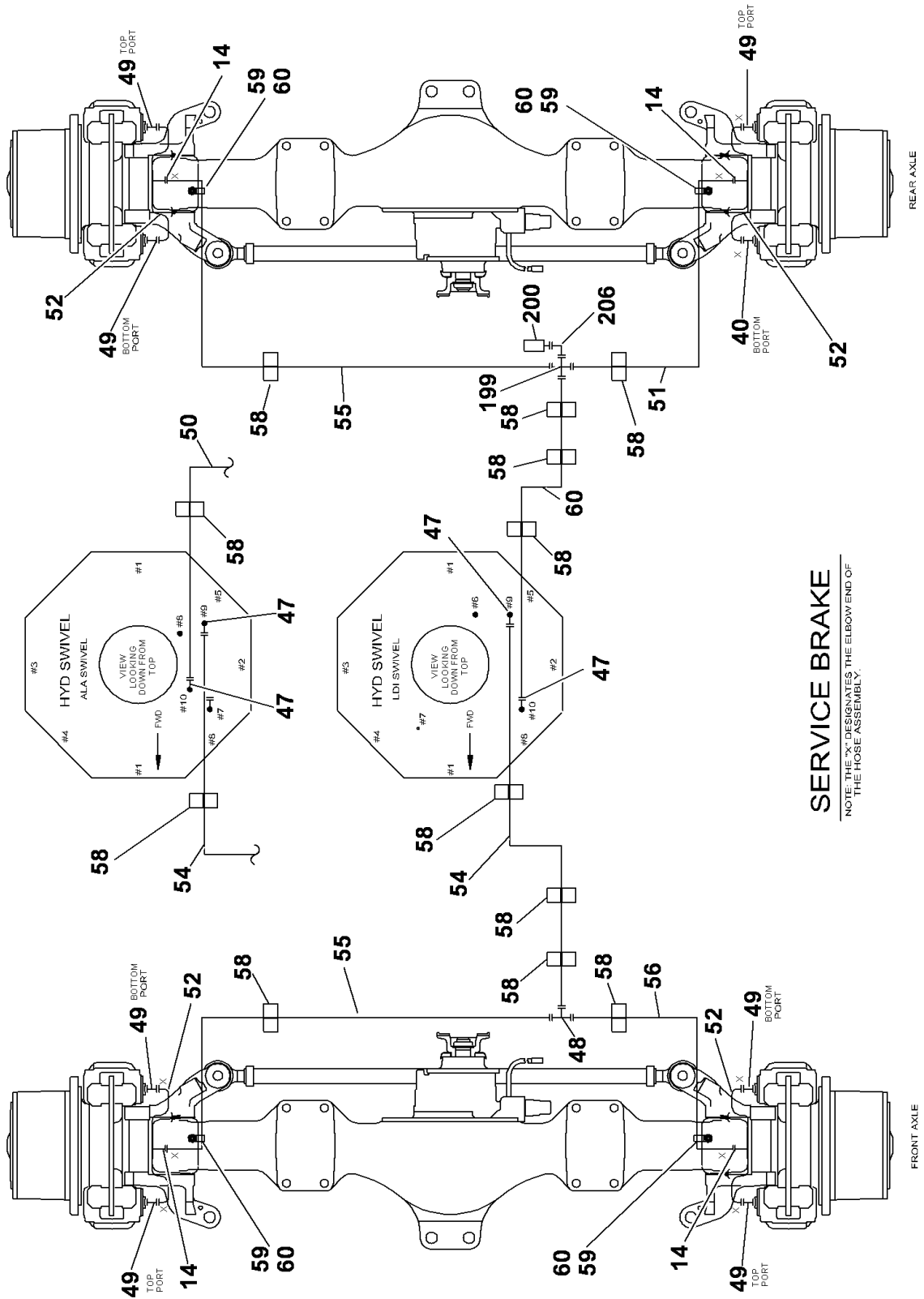


**AXLE DISCONNECT
AND PARK BRAKE**



**DIFFERENTIAL LOCK
OPTIONAL**

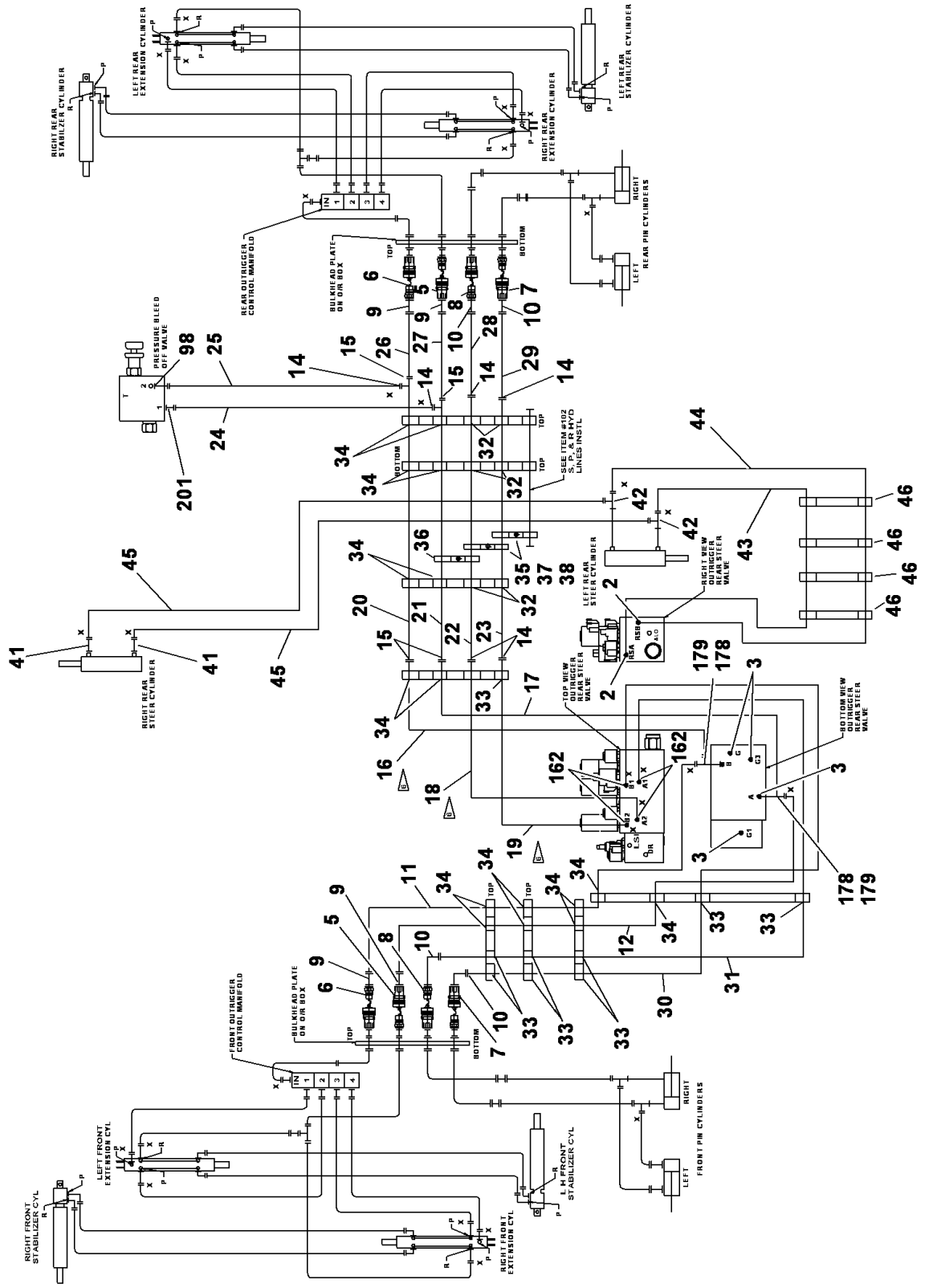
Manitowoc Cranes



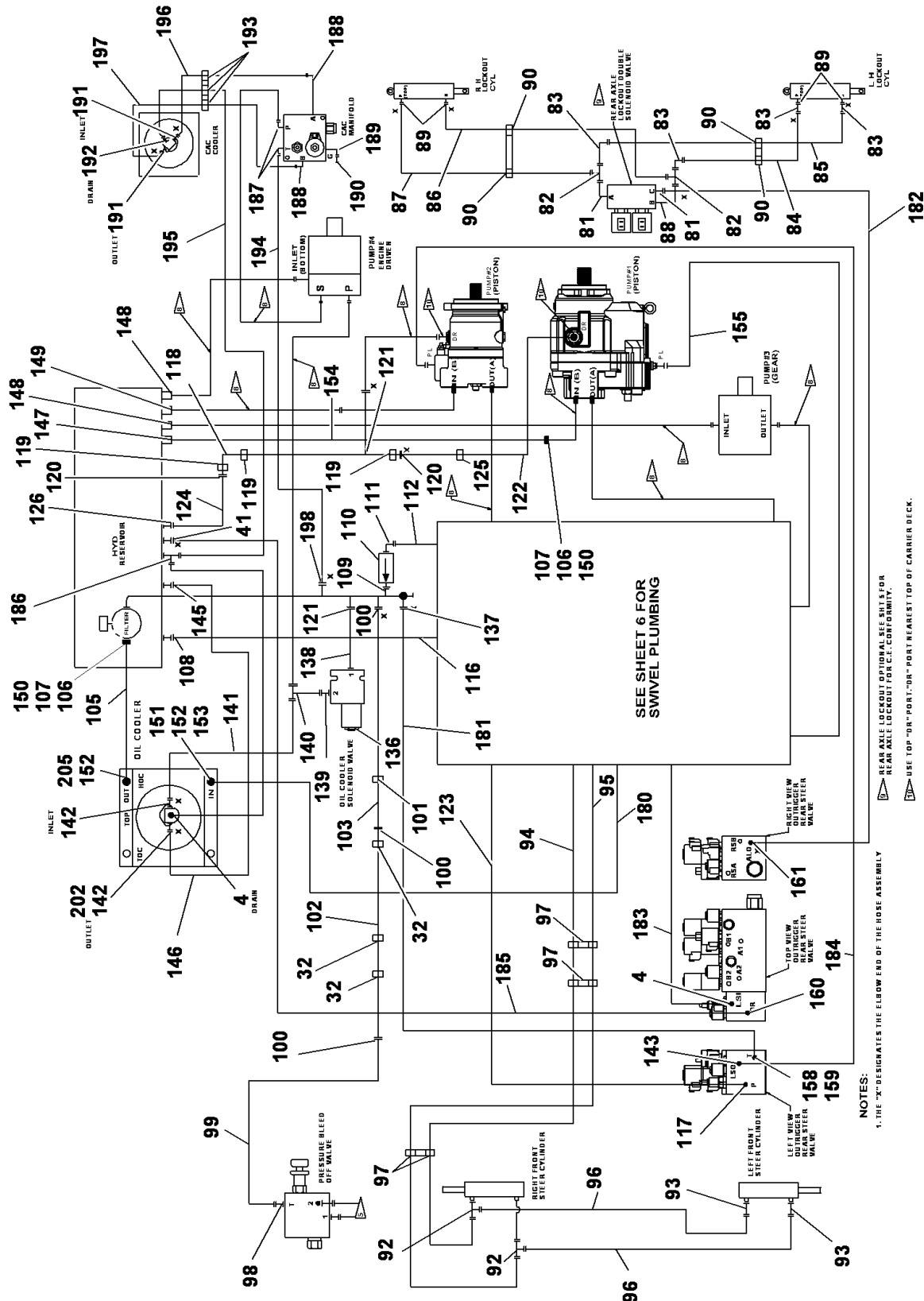
SERVICE BRAKE

NOTE THE 'X' DESIGNATES THE ELBOW END OF THE HOSE ASSEMBLY.

Manitowoc Cranes



Manitowoc Cranes



NOTES:

- 1. THE "X" DESIGNATES THE ELBOW END OF THE HOSE ASSEMBLY
- ▲ REAR AXLE LOCKOUT (OPTIONAL) SEE SHEET 5 FOR REAR AXLE LOCKOUT FOR C.C. CONFORMITY.
- ▲ USE TOP "DR" PORT, "DR" PORT NEAREST TOP OF CARRIER DECK.

SEE SHEET 2 FOR CONTINUATION.
 ROUTE HOSES THROUGH HOLE ON TRANSMISSION MOUNTS ON HYD RESERVOIR SIDE.
 SEE ENGINE INSTL FOR HOSE & ADAPTER CALL OUT.

SEE SHEET 6 FOR SWIVEL PLUMBING

SUPPLY, PRESSURE & RETURN FRONT STEER AND REAR AXLE L/O

Manitowoc Cranes

Description

**HYDRAULIC LINES INSTALLATION (CARRIER)
WITH DIFFERENTIAL LOCK**

Assembly No.

80039206

Revision: **C**

Item	FN	Part	Qty	Description
1		7447081201	2	ADAPTER, STRAIGHT INCLUDES THE FOLLOWING PARTS
		7755014002	1	O-RING
		7755912002	1	O-RING
2		7447080808	2	ELBOW, 45 INCLUDES THE FOLLOWING PARTS
		7755014002	1	O-RING
		7755908002	1	O-RING
3		7443100139	3	COUPLING, 1/8" TEST PORT
4		7447060603	2	ELBOW, 90 DEGREE INCLUDES THE FOLLOWING PARTS
		7755012002	1	O-RING
		7755906002	1	O-RING
5		7364001605	2	COUPLER, FEMALE AND DUST PLUG
6		7364001606	2	COUPLER, MALE AND DUST CAP
7		7364001603	2	COUPLER, FEMALE AND DUST PLUG
8		7364001604	2	COUPLER, MALE AND DUST CAP
9		7447081203	4	ELBOW, 90 DEGREE INCLUDES THE FOLLOWING PARTS
		7755014002	1	O-RING
		7755912002	1	O-RING
10		7447061003	4	FITTING, 90 DEGREE INCLUDES THE FOLLOWING PARTS
		7755012002	1	O-RING
		7755910002	1	O-RING
11		7555320401	1	HOSE ASSY, 1/2" X 204"
12		7555320401	1	HOSE ASSY, 1/2" X 204"
14		7755012002	6	O-RING
15		7755014002	6	O-RING
16		7555313300	1	HOSE ASSY, 1/2" I.D. X 133"
17		7555313300	1	HOSE ASSY, 1/2" I.D. X 133"
18		7555212703	1	HOSE ASSY, 3/8" I.D. X 127" LONG
19		7555212703	1	HOSE ASSY, 3/8" I.D. X 127" LONG
20		7910100020	1	.75" TUBE ASSEMBLY O/R EXTEND
21		7910100021	1	.75" TUBE ASSEMBLY O/R RETRACT
22		7910100022	1	.50" TUBE ASSEMBLY PIN EXTEND
23		7910100023	1	.50" TUBE ASSEMBLY PIN RETRACT
24		7555204801	1	HOSE ASSY, 3/8" I.D. X 48" LONG

Manitowoc Cranes

Description

**HYDRAULIC LINES INSTALLATION (CARRIER)
WITH DIFFERENTIAL LOCK**

Assembly No.

80039206

Revision: **C**

Item	FN	Part	Qty	Description
25		7555204801	1	HOSE ASSY, 3/8" I.D. X 48" LONG
26		7555307200	1	1/2" I.D. X 72" LONG
27		7555307200	1	1/2" I.D. X 72" LONG
28		7555206800	1	HOSE ASSY, 3/8" I.D. X 68" LONG
29		7555206800	1	HOSE ASSY, 3/8" I.D. X 68" LONG
30		7555221801	1	HOSE ASSY, 3/8 I.D.X218" LONG
31		7555221801	1	HOSE ASSY, 3/8 I.D.X218" LONG
32		7300000400	6	CLAMP, TUBING
33		7300000401	10	CLAMP, TUBING 5/8" I.D.
34		7300000402	16	CLAMP, TUBING
35		7300000101	5	CLAMP, TUBING 1/2" I.D.
36		7300000195	1	CLAMP, TUBING 3/4" I.D.
37		7115140650	3	CAP SCREW, 1/4" - 20 N.C. X 3/4" GRADE 5
38		7660140000	3	NUT, HEX 1/4" - 20 N.C.
39		7447080834	2	TEE, MALE RUN INCLUDES THE FOLLOWING PARTS
		7755014002	1	O-RING
		7755908002	1	O-RING
41		7447080801	4	ADAPTER, STRAIGHT INCLUDES THE FOLLOWING PARTS
		7755014002	1	O-RING
		7755908002	1	O-RING
42		7447080805	2	TEE, RUN INCLUDES THE FOLLOWING PARTS
		7755014002	1	O-RING
		7755908002	1	O-RING
43		7555316001	1	HOSE ASSY, 1/2" I.D. X 160"
44		7555316001	1	HOSE ASSY, 1/2" I.D. X 160"
45		7555303201	2	HOSE ASSY, 1/2" I.D. X 32" LONG
46		7300000402	8	CLAMP, TUBING
47		7447060602	3	CONNECTOR, LONG INCLUDES THE FOLLOWING PARTS
		7755012002	1	O-RING

Manitowoc Cranes

Description

**HYDRAULIC LINES INSTALLATION (CARRIER)
WITH DIFFERENTIAL LOCK**

Assembly No.

80039206

Revision: **C**

Item	FN	Part	Qty	Description
48		7755906002	1	O-RING
		7447060611	1	TEE, UNION INCLUDES THE FOLLOWING PARTS
		7755012002	1	O-RING
49		7447060503	8	STRAIGHT THREAD ADAPTER
50		7555210000	1	HOSE ASSY, 3/8" I.D. X 100" LONG
51		7555204801	1	HOSE ASSY, 3/8" I.D. X 48" LONG
52		80031875	4	TUBE ASSY BRAKE
53		7447060430	1	ELBOW, 90 DEGREE INCLUDES THE FOLLOWING PARTS
		7755012002	1	O-RING
		7755904002	1	O-RING
54		7555212000	1	3/8" I.D. X 120"
55		7555207201	2	HOSE ASSY, 3/8" I.D. X 72"
56		7555204201	1	HOSE ASSY, 3/8" I.D. X 42" LONG
58		7300000401	8	CLAMP, TUBING
				5/8" I.D.
59		7300100014	4	CLAMP, 5/8" TUBING
60		7115160678	4	SCREW, FLANGE
				3/8" - 16 N.C. X 3/4" GRADE 5
61		7447060601	1	ADAPTER, STRAIGHT MALE INCLUDES THE FOLLOWING PARTS
		7755012002	1	O-RING
		7755906002	1	O-RING
62		7447080601	1	ADAPTER, STRAIGHT INCLUDES THE FOLLOWING PARTS
		7755014002	1	O-RING
		7755906002	1	O-RING
63		7447040603	2	FITTING, 90 DEGREE INCLUDES THE FOLLOWING PARTS
		7755011002	1	O-RING
		7755906002	1	O-RING
64		7447040403	1	ELBOW, 90 DEGREE INCLUDES THE FOLLOWING PARTS
		7755011002	1	O-RING
		7755904002	1	O-RING
65		7447040405	1	TEE INCLUDES THE FOLLOWING PARTS
		7755011002	1	O-RING

Manitowoc Cranes

Description
HYDRAULIC LINES INSTALLATION (CARRIER)
WITH DIFFERENTIAL LOCK

Assembly No.
80039206
 Revision: **C**

Item	FN	Part	Qty	Description
		7755904002	1	O-RING
67		7555104001	1	HOSE ASSY, 1/4" I.D. X 40" LONG
68		7555116800	1	HOSE ASSY, 1/4 I.D. X 168" LONG
69		7447060605	1	TEE, RUN INCLUDES THE FOLLOWING PARTS
		7755012002	1	O-RING
		7755906002	1	O-RING
71		7447080601	1	ADAPTER, STRAIGHT INCLUDES THE FOLLOWING PARTS
		7755014002	1	O-RING
		7755906002	1	O-RING
72		7447060603	1	ELBOW, 90 DEGREE INCLUDES THE FOLLOWING PARTS
		7755012002	1	O-RING
		7755906002	1	O-RING
73		7447060428	1	ADAPTER, STRAIGHT MALE INCLUDES THE FOLLOWING PARTS
		7755012002	1	O-RING
		7755904002	1	O-RING
74		7447060605	1	TEE, RUN INCLUDES THE FOLLOWING PARTS
		7755012002	1	O-RING
		7755906002	1	O-RING
75		7447060633	1	ELBOW, 90 DEGREE MALE INCLUDES THE FOLLOWING PARTS
		7755012002	1	O-RING
76		7555201800	1	3/8" I.D. X 18"
77		80010896	1	TUBE ASSY DIFF LOCK
78		7555206201	1	3/8" I.D. X 62"
79		7555219601	1	3/8" HYD HOSE ASSY STR X 90
80		7300000401	5	CLAMP, TUBING 5/8" I.D.
81		7447060603	2	ELBOW, 90 DEGREE INCLUDES THE FOLLOWING PARTS
		7755012002	1	O-RING
		7755906002	1	O-RING
82		7447060634	3	TEE, FEMALE RUN INCLUDES THE FOLLOWING PARTS
		7755012002	1	O-RING
		7755906002	1	O-RING
83		7447060633	4	ELBOW, 90 DEGREE MALE

Manitowoc Cranes

Description

**HYDRAULIC LINES INSTALLATION (CARRIER)
WITH DIFFERENTIAL LOCK**

Assembly No.

80039206

Revision: **C**

Item	FN	Part	Qty	Description
				INCLUDES THE FOLLOWING PARTS
		7755012002	1	O-RING
84		7555205002	1	HOSE ASSY, 3/8" I.D. X 50" LONG
85		7555205002	1	HOSE ASSY, 3/8" I.D. X 50" LONG
86		7555206801	1	HOSE ASSY, 3/8" I.D. X 68" LONG
87		7555207801	1	HOSE ASSY, 3/8" I.D. X 78" LONG
88		7447060638	1	ELBOW, 90 DEGREE LONG
				INCLUDES THE FOLLOWING PARTS
		7755012002	1	O-RING
		7755906002	1	O-RING
89		7755012002	4	O-RING
90		7300000401	4	CLAMP, TUBING 5/8" I.D.
91		7447080802	1	CONNECTOR, LONG
				INCLUDES THE FOLLOWING PARTS
		7755014002	1	O-RING
		7755908002	1	O-RING
92		7447080805	2	TEE, RUN
				INCLUDES THE FOLLOWING PARTS
		7755014002	1	O-RING
		7755908002	1	O-RING
93		7447080801	2	ADAPTER, STRAIGHT
				INCLUDES THE FOLLOWING PARTS
		7755014002	1	O-RING
		7755908002	1	O-RING
94		7555316001	1	HOSE ASSY, 1/2" I.D. X 160"
95		7555316001	1	HOSE ASSY, 1/2" I.D. X 160"
96		7555303201	2	HOSE ASSY, 1/2" I.D. X 32" LONG
97		7300000402	6	CLAMP, TUBING
98		7447060603	1	ELBOW, 90 DEGREE
				INCLUDES THE FOLLOWING PARTS
		7755012002	1	O-RING
		7755906002	1	O-RING
99		7555205000	1	HOSE ASSY, 3/8" I.D. X 50" LONG
100		7755012002	3	O-RING
101		7300000401	4	CLAMP, TUBING 5/8" I.D.
102		7910100024	1	TUBE ASSY, 1/2" O/R DRAIN
103		7555209001	1	3/8" I.D. X 90"
105		80011321	1	TUBE ASS'Y-OIL COOLER OUTLET

Manitowoc Cranes

Description
HYDRAULIC LINES INSTALLATION (CARRIER)
WITH DIFFERENTIAL LOCK

Assembly No.
80039206
Revision: **C**

Item	FN	Part	Qty	Description
106		7755232002	2	O-RING
107		7115181450	8	CAP SCREW, 1/2" - 13 N.C. X 1 3/4"
108		7447161601	1	ADAPTER, STRAIGHT INCLUDES THE FOLLOWING PARTS
		7755021002	1	O-RING
		7755916002	1	O-RING
109		7755924002	1	O-RING
110	#	7926002323	1	VALVE, 1 1/2 INLINE CHECK
111		7447242403	1	ELBOW, 90 DEGREE INCLUDES THE FOLLOWING PARTS
		7755029002	1	O-RING
		7755924002	1	O-RING
112		7556804092	1	1 1/2" X 40"
113	#	7450000102	4	FLANGE, SPLIT
114		7126211453	8	CAP SCREW, HEX HEAD M12X35
115		7755225002	2	O-RING
116		7555605100	1	1.00" HOSE ASSY STR X STR ORFS
117		7447161603	2	ELBOW, 90 DEGREE MALE INCLUDES THE FOLLOWING PARTS
		7755021002	1	O-RING
		7755916002	1	O-RING
118		80010267	1	TUBE ASSY PISTON PUMP DR TO DR
119		7300000404	3	CLAMP, 1" TUBING
120		7755018002	2	O-RING
121		7755014002	2	O-RING
122		7555504502	1	3/4"ID HYD HOSE STR X 45
123		80010818	1	1.00 HYD HOSE ASSY
124		7555502600	1	3/4" HYD HOSE ASSY STR X STR
125		7300000405	1	CLAMP, TUBING
126		7447121201	2	ADAPTER, STRAIGHT MALE INCLUDES THE FOLLOWING PARTS
		7755018002	1	O-RING
		7755912002	1	O-RING
127		80018422	1	TUBE ASS'Y-PORT 3 SWIVEL
131		7755025002	2	O-RING
133	#	01921936	4	SPLIT FLANGE HALF-SAE 1-1/4"
135		7755222002	2	O-RING

SERVICED AS AN ASSEMBLY ONLY

Manitowoc Cranes

Description
HYDRAULIC LINES INSTALLATION (CARRIER)
WITH DIFFERENTIAL LOCK

Assembly No.
80039206
Revision: **C**

Item	FN	Part	Qty	Description
136	+	80010095	1	SOLENOID VALVE ASSEMBLY
137		7755021002	1	O-RING
138		7447080840	1	ADAPTER, STRAIGHT FEMALE INCLUDES THE FOLLOWING PARTS
		7755014002	1	O-RING
		7755908002	1	O-RING
139		7447060801	1	ADAPTER, STRAIGHT MALE INCLUDES THE FOLLOWING PARTS
		7755012002	1	O-RING
		7755908002	1	O-RING
140		7447060635	1	TEE, BRANCH INCLUDES THE FOLLOWING PARTS
		7755012002	1	O-RING
141		7555205801	1	HOSE ASSY, 3/8" I.D. X 58" LONG
142		7447061201	2	ADAPTER, STRAIGHT INCLUDES THE FOLLOWING PARTS
		7755012002	1	O-RING
		7755912002	1	O-RING
143		7447060601	1	ADAPTER, STRAIGHT MALE INCLUDES THE FOLLOWING PARTS
		7755012002	1	O-RING
		7755906002	1	O-RING
144		7555206000	1	HOSE ASSY, 3/8" I.D. X 60" LONG
145		7447060603	2	ELBOW, 90 DEGREE INCLUDES THE FOLLOWING PARTS
		7755012002	1	O-RING
		7755906002	1	O-RING
146		7555205801	1	HOSE ASSY, 3/8" I.D. X 58" LONG
147		7300100022	2	CLAMP, T-BOLT 3"
148		7300100024	2	CLAMP, T-BOLT 1.75" NOM
149		7300001046	2	CLAMP, T-BOLT
150	#	7450000375	4	FLANGE, SPLIT
151	#	7450000102	4	FLANGE, SPLIT
152		7755225002	2	O-RING
153		7115181250	8	CAP SCREW, 1/2" - 13 N.C. X 1 1/2" GRADE 5
154		80018882	1	2.50 HYD HOSE ASSY
155		7555207381	1	3/8" HOSE ASSY STR X 90 ORFS

+ SEE FURTHER BREAKDOWN THIS GROUP

SERVICED AS AN ASSEMBLY ONLY

Manitowoc Cranes

Description
HYDRAULIC LINES INSTALLATION (CARRIER)
WITH DIFFERENTIAL LOCK

Assembly No.
80039206
Revision: **C**

Item	FN	Part	Qty	Description
156		00103757	8	SHCS M14x45 8.8-A3C ISO 4762
158		7447161602	1	CONNECTOR INCLUDES THE FOLLOWING PARTS
		7755021002	1	O-RING
		7755916002	1	O-RING
159		7447161633	1	ELBOW, 90 DEGREE INCLUDES THE FOLLOWING PARTS
		7755021002	1	O-RING
160		7447080603	1	ELBOW, 90 DEGREE INCLUDES THE FOLLOWING PARTS
		7755014002	1	O-RING
		7755906002	1	O-RING
161		7447060401	1	ADAPTER, STRAIGHT MALE INCLUDES THE FOLLOWING PARTS
		7755012002	1	O-RING
		7755904002	1	O-RING
162		7447060801	4	ADAPTER, STRAIGHT MALE INCLUDES THE FOLLOWING PARTS
		7755012002	1	O-RING
		7755908002	1	O-RING
178		7447081201	2	ADAPTER, STRAIGHT INCLUDES THE FOLLOWING PARTS
		7755014002	1	O-RING
		7755912002	1	O-RING
179		7447080834	2	TEE, MALE RUN INCLUDES THE FOLLOWING PARTS
		7755014002	1	O-RING
		7755908002	1	O-RING
180		7546807194	1	1 1/2 HOSE ASSY STR SF X 45 SF
181		7555603702	1	HOSE
182		7555211401	1	HOSE ASSY, 3/8" I.D. X 114" LONG
183		7555203280	1	HOSE, 3/8" I.D.
184		7555209680	1	HOSE ASSY, 3/8" I.D. X 96" LONG
185		7555306502	1	1/2" I.D. X 65"
186		7447060605	1	TEE, RUN INCLUDES THE FOLLOWING PARTS
		7755012002	1	O-RING
		7755906002	1	O-RING
187		7447101003	2	ELBOW, 90 DEGREE INCLUDES THE FOLLOWING PARTS
		7755016002	1	O-RING

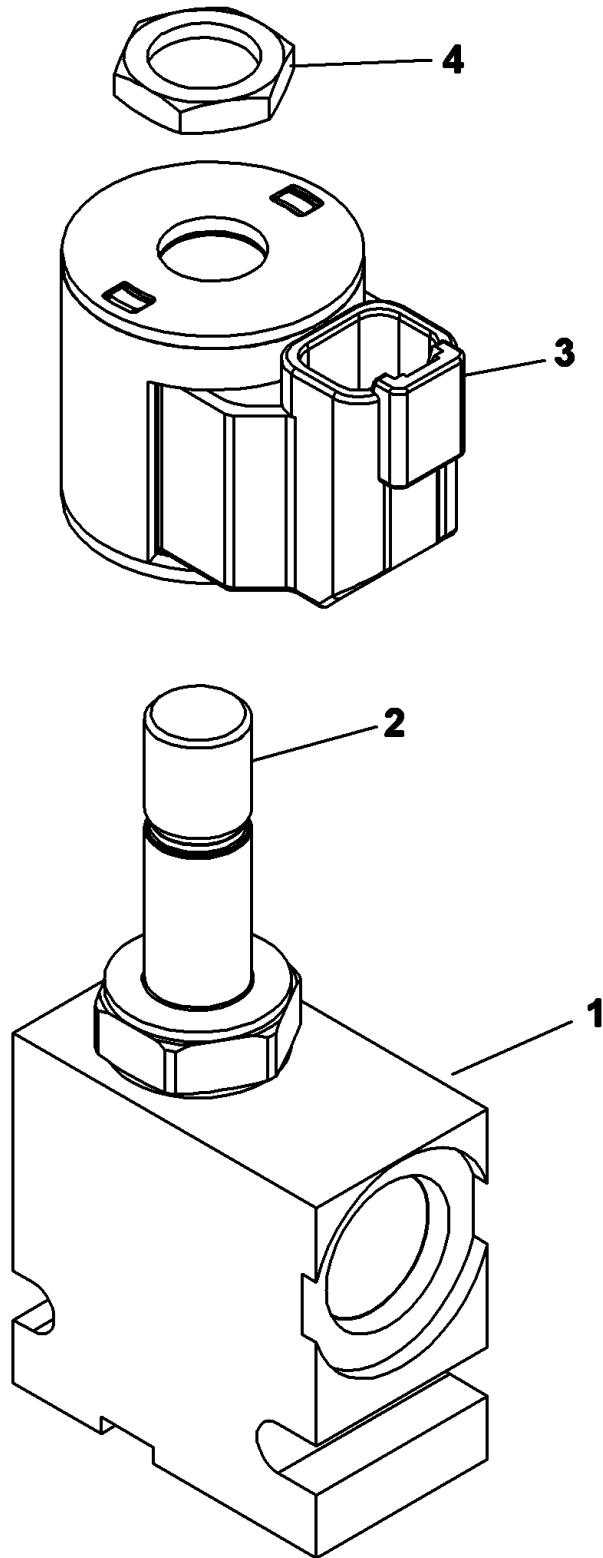
Manitowoc Cranes

Description
HYDRAULIC LINES INSTALLATION (CARRIER)
WITH DIFFERENTIAL LOCK

Assembly No.
80039206
Revision: **C**

Item	FN	Part	Qty	Description
		7755910002	1	O-RING
188		7447060603	2	ELBOW, 90 DEGREE INCLUDES THE FOLLOWING PARTS
		7755012002	1	O-RING
		7755906002	1	O-RING
189		7447040403	1	ELBOW, 90 DEGREE INCLUDES THE FOLLOWING PARTS
		7755011002	1	O-RING
		7755904002	1	O-RING
190		7443100157	1	COUPLING, 1/4" TEST PORT INCLUDES THE FOLLOWING PARTS
		9447100041	1	CAP, DUST - DIAGNOSTIC
191		7447061201	2	ADAPTER, STRAIGHT INCLUDES THE FOLLOWING PARTS
		7755012002	1	O-RING
		7755912002	1	O-RING
192		7447060601	1	ADAPTER, STRAIGHT MALE INCLUDES THE FOLLOWING PARTS
		7755012002	1	O-RING
		7755906002	1	O-RING
193		7300000401	3	CLAMP, TUBING 5/8" I.D.
194		7555412501	1	HOSE ASSY
195		7555220400	1	HOSE ASSY
196		7555207801	1	HOSE ASSY, 3/8" I.D. X 78" LONG
197		7555208501	1	HOSE ASSY, 3/8" I.D. X 85" LONG
198		7755016002	1	O-RING
199		7447060614	1	UNION CROSS
200		80028865	1	SWITCH-PRESS
201		7447060608	2	ELBOW, 45 DEGREE MALE INCLUDES THE FOLLOWING PARTS
		7755012002	1	O-RING
		7755906002	1	O-RING
202		7013000580	1	ADAPTER, ORIFICE

Manitowoc Cranes



Manitowoc Cranes

Description

SOLENOID VALVE ASSEMBLY

Assembly No.

80010095

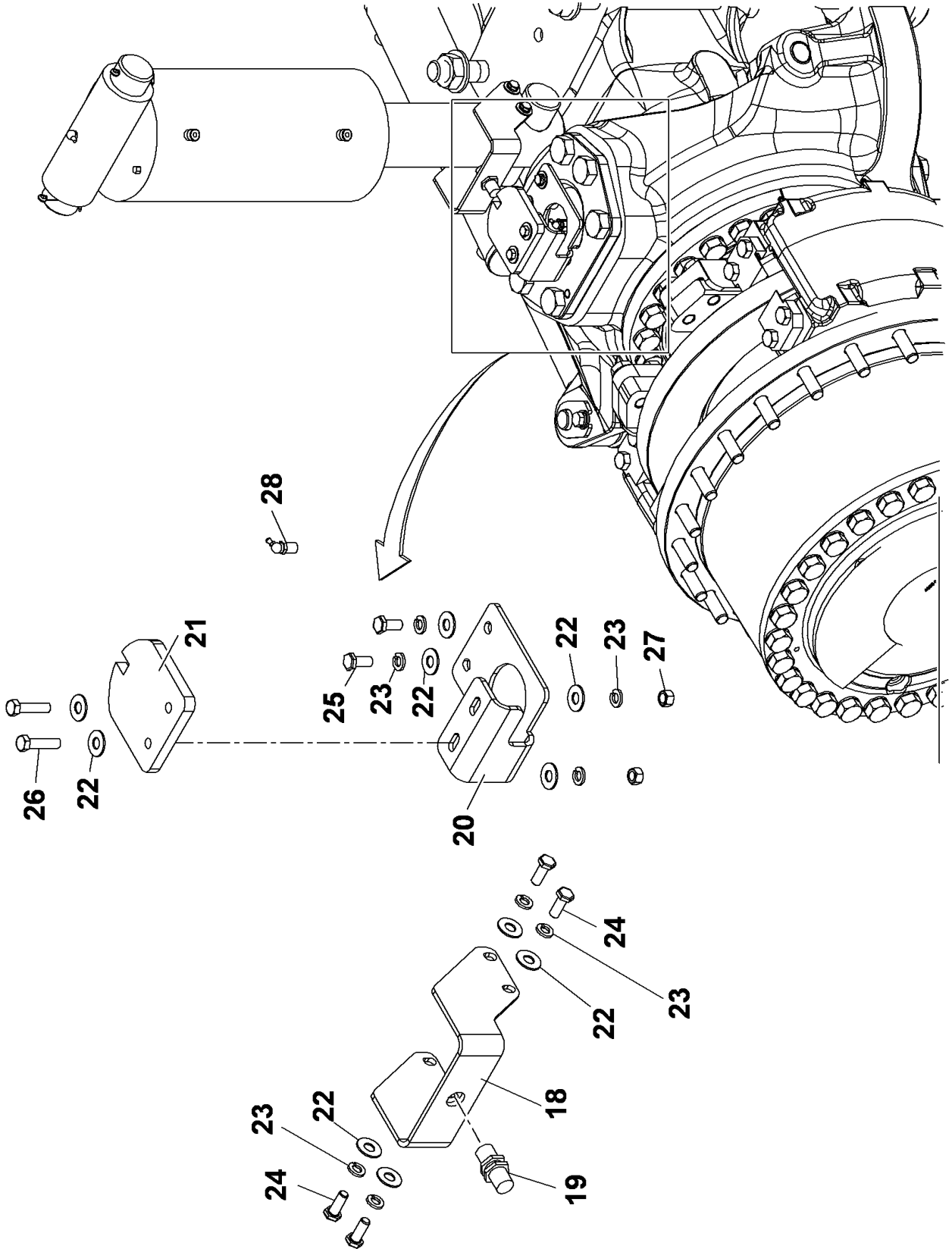
Revision:

Item	FN	Part	Qty	Description
1		NSS	1	BODY, VALVE
2		9926110722	1	CARTRIDGE
		9926108644	1	INCLUDES THE FOLLOWING PARTS
		9926108644	1	KIT, SEAL
3		90015312	1	COILS ASSY. 24V.
4		9926107745	1	NUT

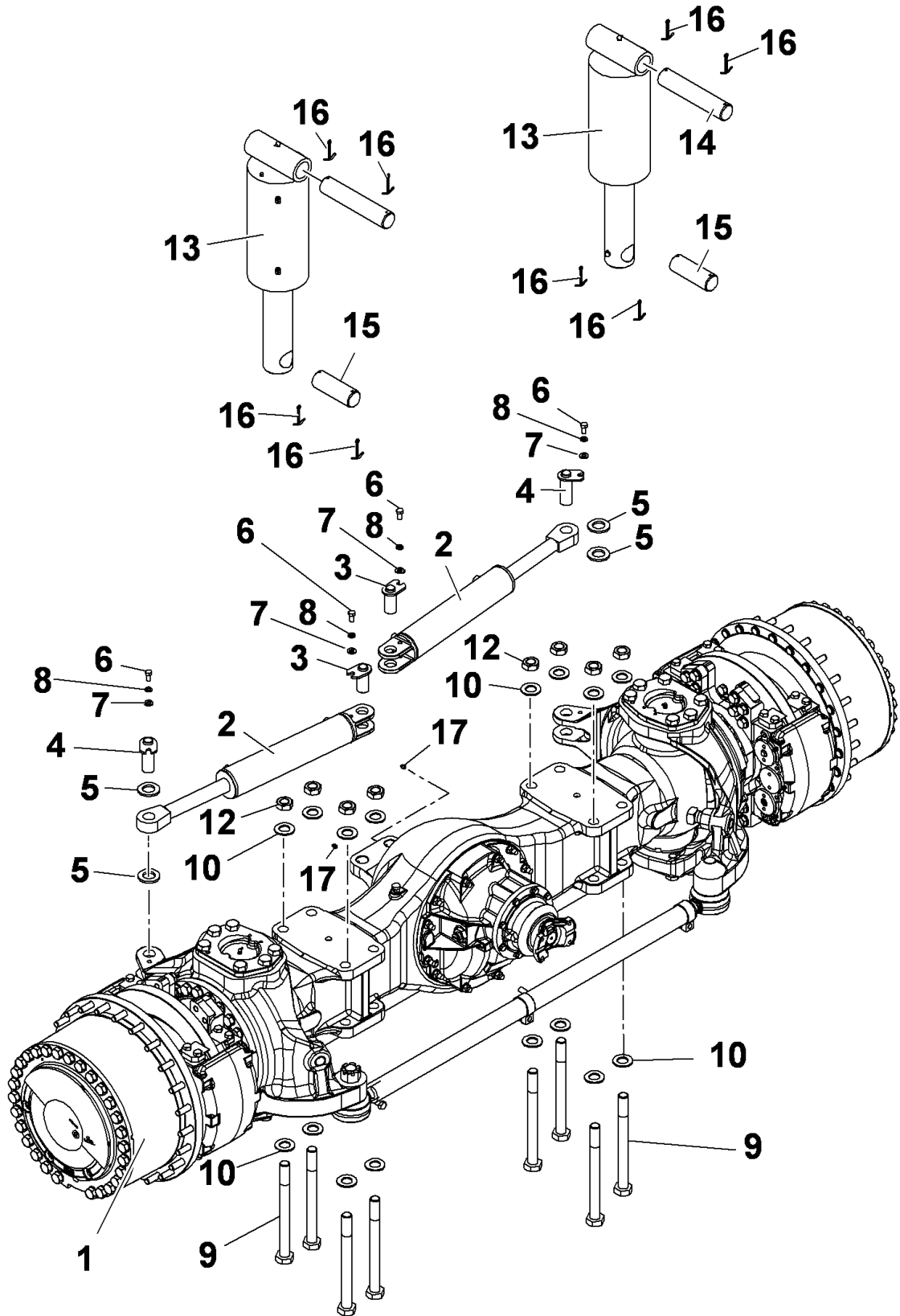
Manitowoc Cranes

Notes

Manitowoc Cranes



Manitowoc Cranes



Manitowoc Cranes

Description

REAR AXLE INSTALLATION- WITH DIFFERENTIAL LOCK

Assembly No.

80027212

Revision: **A**

Item	FN	Part	Qty	Description
1	+	80014216	1	AXLE-DRIVE/STEER RR W/DIFF LOC
2	+	80018399	2	CYL ASSEMBLY-3.50 STEER
3		80018334	2	PIN
4		80018333	2	PIN
5		7949000573	4	WASHER, THRUST
6		7105180850	4	CAP SCREW, 1/2" - 20 N.F. X 1" GRADE 5
7		7950180141	4	WASHER, FLAT 1/2"
8		7950180050	5	WASHER, LOCK 1/2" I.D.
9		7099100018	8	HEX HEAD BOLT 1 1/4 X 14" LONG
10		7949000231	16	WASHER, 1 1/4" I.D.
12		7660300008	8	NUT, 1 1/4" 7 N.C. HEX
13	+	7372100091	2	CYLINDER ASSEMBLY - 7" LOCKOUT (COMPLETE ASSEMBLY)
14		80018335	2	PIN
15		80018336	2	PIN, LOCKOUT CYL.
16		7690144810	8	PIN, COTTER 1/4" X 3"
17		7440000000	2	FITTING, 1/8 STRAIGHT GREASE
18		80020657	1	BRACKET REAR STEER
19		80017319	1	SWITCH ASSY, PROXIMITY NORMALLY OPEN (MODIFIED) INCLUDES THE FOLLOWING PARTS
		80017317	1	SWITCH, PROXIMITY NORMALLY OPEN
		7892100010	1	RECEPTACLE, DTM-3P
		7689100033	3	PIN
		7172100003	1	BOOT-DTM3P-RECP
		8594000019	1	FLEXGUARD, 1/4" I.D. (QUANTITY IN FEET)
20		80020658	1	BRACKET REAR STEER SENSOR
21		80020656	1	PLATE
22		7950160161	10	WASHER, FLAT WIDE 3/8
23		7950160050	8	WASHER, LOCK 3/8" I.D.
24		7115160850	4	CAP SCREW, 3/8" - 16 N.C. X 1" GRADE 5
25		7115160750	2	CAP SCREW, 3/8" - 16 N.C. X 7/8"

+ SEE FURTHER BREAKDOWN THIS GROUP

Manitowoc Cranes

Description

REAR AXLE INSTALLATION- WITH DIFFERENTIAL LOCK

Assembly No.

80027212

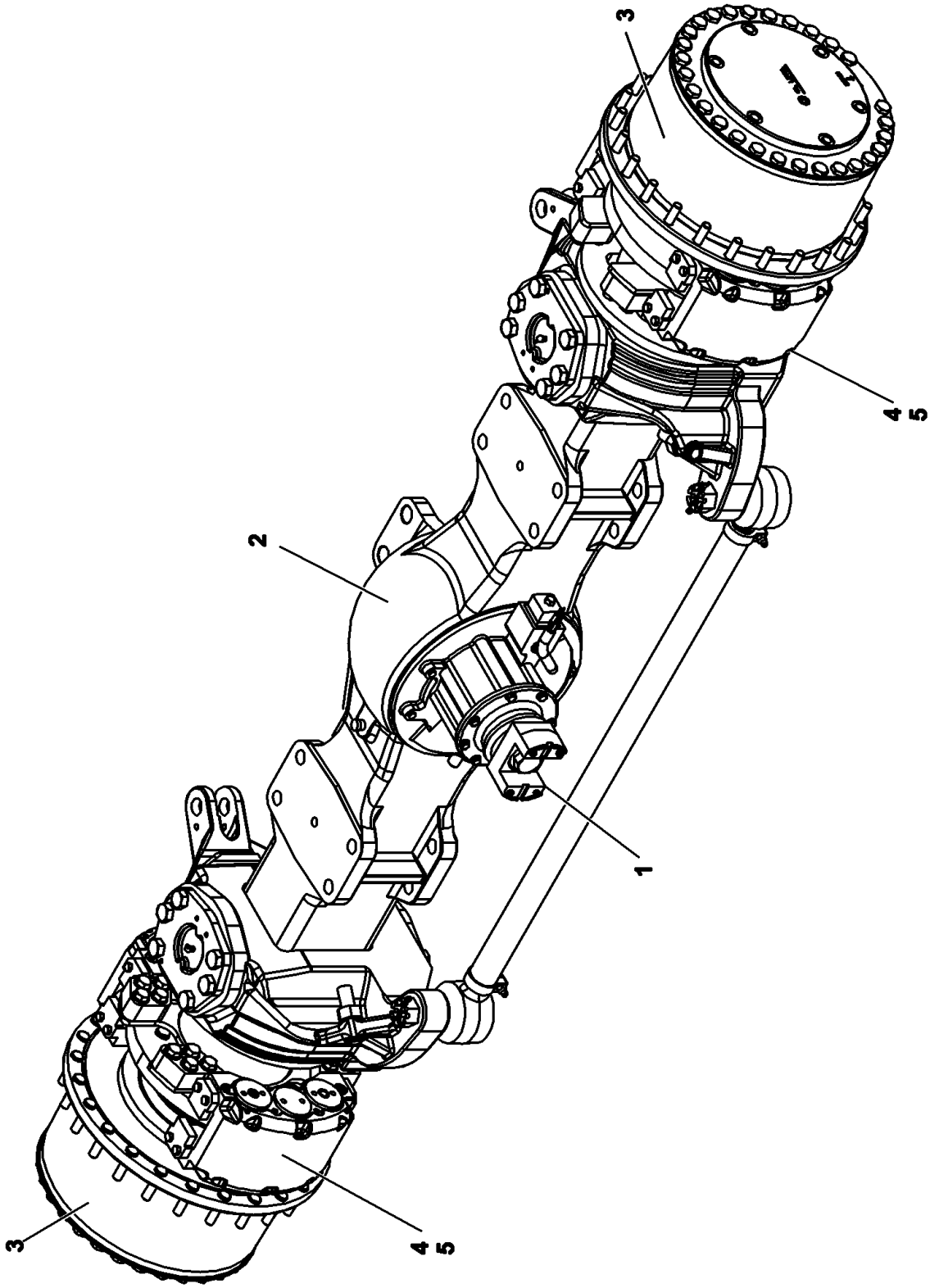
Revision: **A**

Item	FN	Part	Qty	Description
26		7115161250	2	GRADE 5 CAP SCREW, 3/8" - 16 N.C. X 1 1/2" GRADE 5
27		7660160001	2	NUT, HEX 3/8" - 16 N.C. GRADE 5
28		7445020217	1	1/8" NPT ADAPTER

Manitowoc Cranes

Notes

Manitowoc Cranes



Manitowoc Cranes

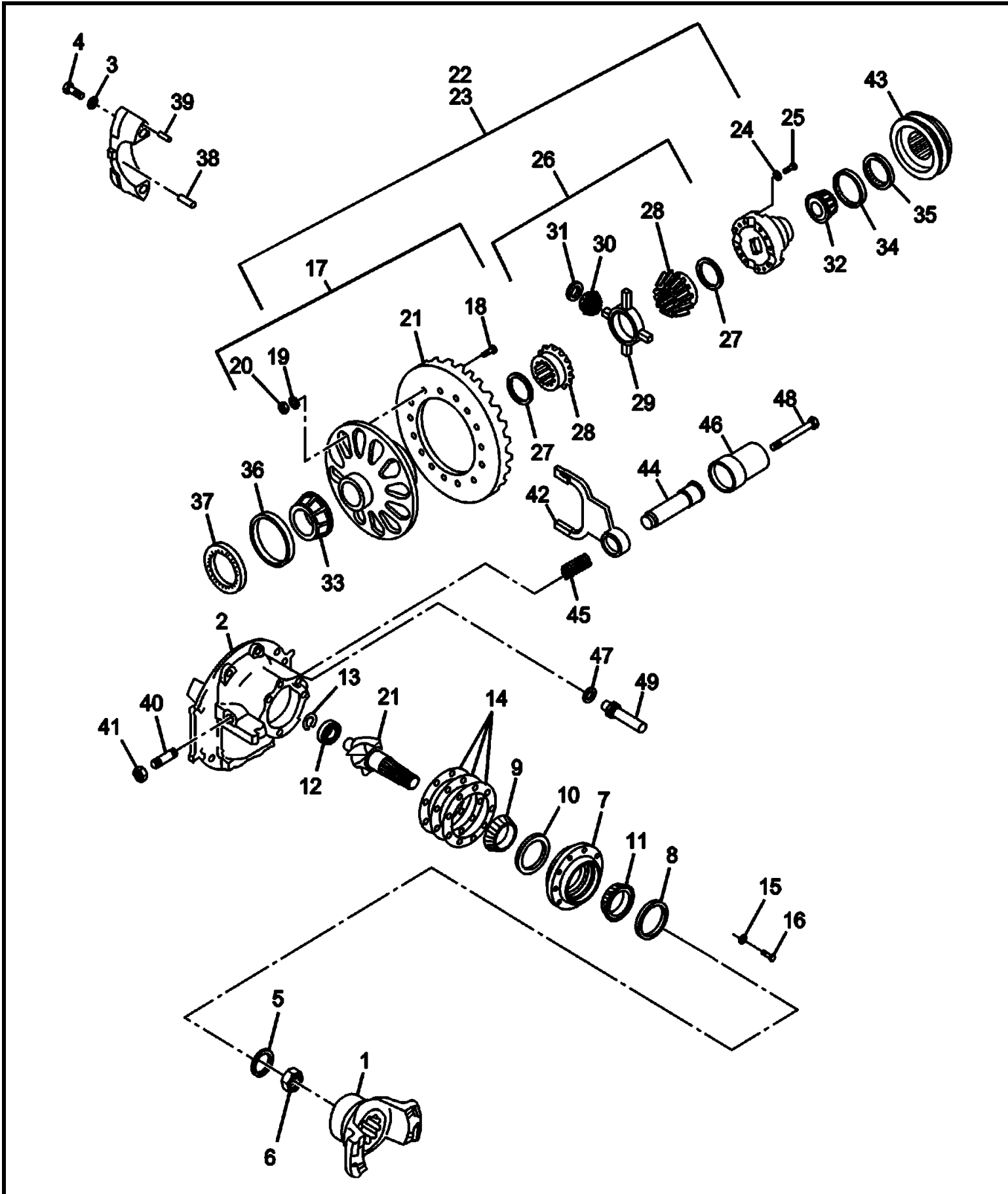
Description
AXLE-DRIVE/STEER RR W/DIFF LOC

Assembly No.
80014216
 Revision:

Item	FN	Part	Qty	Description
1	+	90018269	1	DIFF.CARRIER GROUP 6.43 RATIO
2	+	90017457	1	HOUSING, AXLE GROUP
3	+	90017458	1	HUD & SHAFT GROUP
4	+	90017459	1	BRAKE GROUP
5	+	90017460	1	BRAKE ASSY. GROUP

+ SEE FURTHER BREAKDOWN THIS GROUP

Manitowoc Cranes



90018269

(SHEET 1 OF 1)

Manitowoc Cranes

Description

DIFF.CARRIER GROUP 6.43 RATIO

Assembly No.

90018269

Revision:

Item	FN	Part	Qty	Description
1		9049112404	1	YOKE & DEFLECTOR ASSY.
2		9049112358	1	CARR.& CAP ASSY. INCLUDES NBRS 2 - 4 INCLUDES THE FOLLOWING PARTS
		9049112165	4	BALL
3		9049108342	4	WASHER,
4		9049108343	4	CAP SCREW,
5		9049104562	1	FLATWASHER
6		9049109124	1	LOCKNUT
7		9049112359	1	CAGE ASSY. INCLUDES THE FOLLOWING PARTS
		9049105202	1	CUP, BEARING
		9049108335	1	CUP, BEARING
8		90017433	1	SEAL
9		9049108336	1	CONE, BEARING
10		9049108835	1	SPACER
11		9049110373	1	CONE, BEARING
12		9049108842	1	BEARING
13		9049108843	1	RING, SNAP
14		9049110584	4	SHIM, .002"
14		9049110585	4	SHIM, .005"
14		9049110586	4	SHIM, .008"
14		9049110587	4	SHIM, .020"
15		9049111037	8	WASHER,
16		9049108332	8	CAP SCREW,
17		9049112344	1	KIT,HARDWARE INCLUDES NBRS 18 - 20
18		9049108793	12	CAP SCREW,
19		9049101705	12	WASHER, LOCK
20		9049108360	12	NUT
21		9049112360	1	RING & PINION SET @6.43:1
22		9049112257	1	DIFFERENTIAL CARRIER AND NEST ASSEMBLY INCLUDES NBRS 23 - 31

Manitowoc Cranes

Description

DIFF.CARRIER GROUP 6.43 RATIO

Assembly No.

90018269

Revision:

Item	FN	Part	Qty	Description
23		9049112361	1	CASE ASSY. INCLUDES NBRS 24 AND 25
24		9049101705	12	WASHER, LOCK
25		9049108350	12	CAPSCR - MAIN DIFF CASE CAP SCREW,
26		9049110401	1	KIT, DIFFERENTIAL INCLUDES NBRS 27 - 31
27		9049105159	2	WASHER, THRUST
28		NSS	2	GEAR, SIDE
29		NSS	1	SPIDER, DIFFERENTIAL
30		9049108353	4	PINION
31		9049108354	4	WASHER, THRUST
32		9049106089	1	CONE, WHEEL BEARING LEFT HAND
33		9049108796	1	CONE RIGHT HAND
34		7794000097	1	CUP, BEARING LEFT HAND
35		9049108788	1	RING, ADJUSTING
36		7794000240	1	CUP, BEARING RIGHT HAND
37		9049108797	1	RING, ADJUSTING RIGHT HAND
38		9049101545	1	PIN, COTTER LEFT HAND
39		9049108787	1	PIN, SPIRAL RIGHT HAND
40		9049105173	1	SCREW,
41		9049105174	1	NUT
42		9049112237	1	FORK, SHIFT
43		9049112254	1	COLLAR, CLUTCH
44		9049109701	1	SHAFT
45		9049109700	1	SPRING
46		9049109705	1	VALVE ASSY. SINGLE PORT SHIFT
47		9049109706	1	O-RING

Manitowoc Cranes

Description

DIFF.CARRIER GROUP 6.43 RATIO

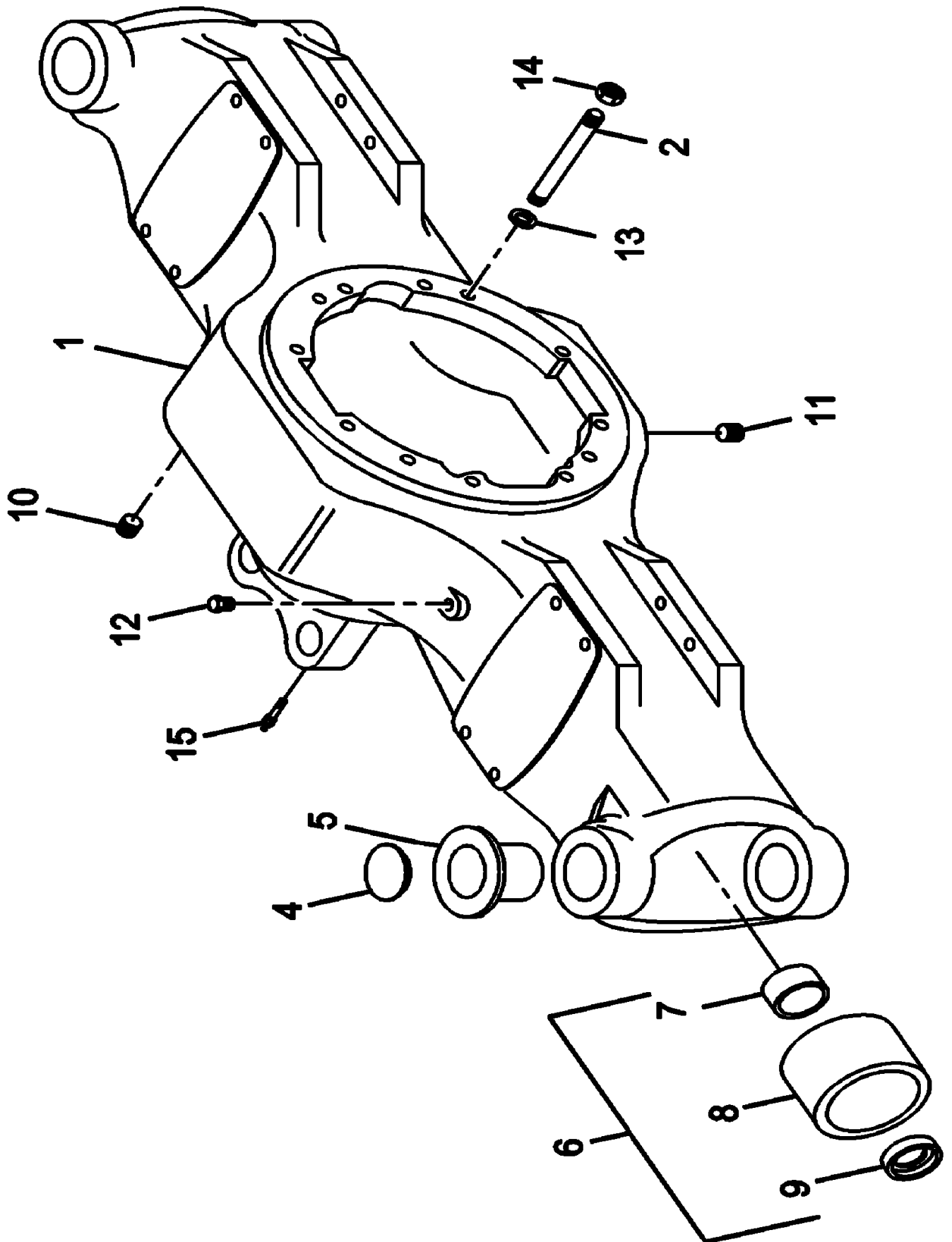
Assembly No.

90018269

Revision:

Item	FN	Part	Qty	Description
48		9049109707	1	CAP SCREW,
49		9049111219	1	SWITCH, SENSOR
50		90018268	1	DIFF.CARRIER ASSY.@ 6.43 RATIO INCLUDES ITEMS 2 THRU 49

Manitowoc Cranes



Manitowoc Cranes

Description
HOUSING, AXLE GROUP

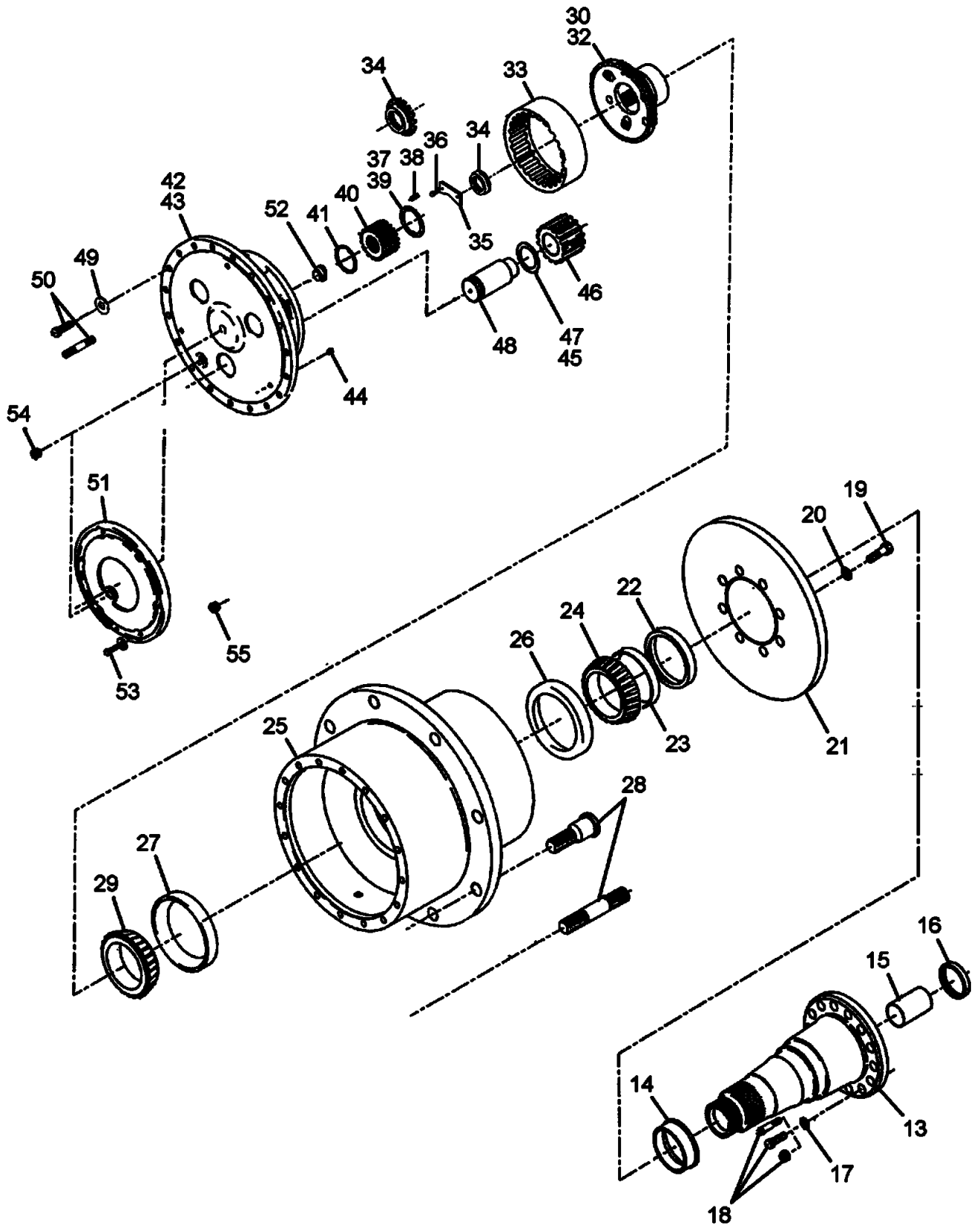
Assembly No.
90017457
 Revision:

Item	FN	Part	Qty	Description
1		90017434	1	HOUSING ASSY. AXLE INCLUDES ITEMS 2 THRU 11
2		9049112353	8	STUD
2		9049112354	4	STUD
4		9049104612	4	PLUG, EXPANSION
5		9049104611	4	BUSHING
6		90017435	2	RETAINER ASSY. INCLUDES ITEMS 7 AND 8
7		90017437	1	RETAINER
8		90017436	1	BUSHING
9		90017438	2	SEAL
10		9049105631	1	PLUG - FILLER HOLE
11		9049101920	1	PLUG, DRAIN (MAGNETIC)
12		7304000646	1	BREATHER
13		9049102036	12	FLATWASHER
14		9049101653	12	NUT
15		7440000000	2	FITTING, 1/8 STRAIGHT GREASE

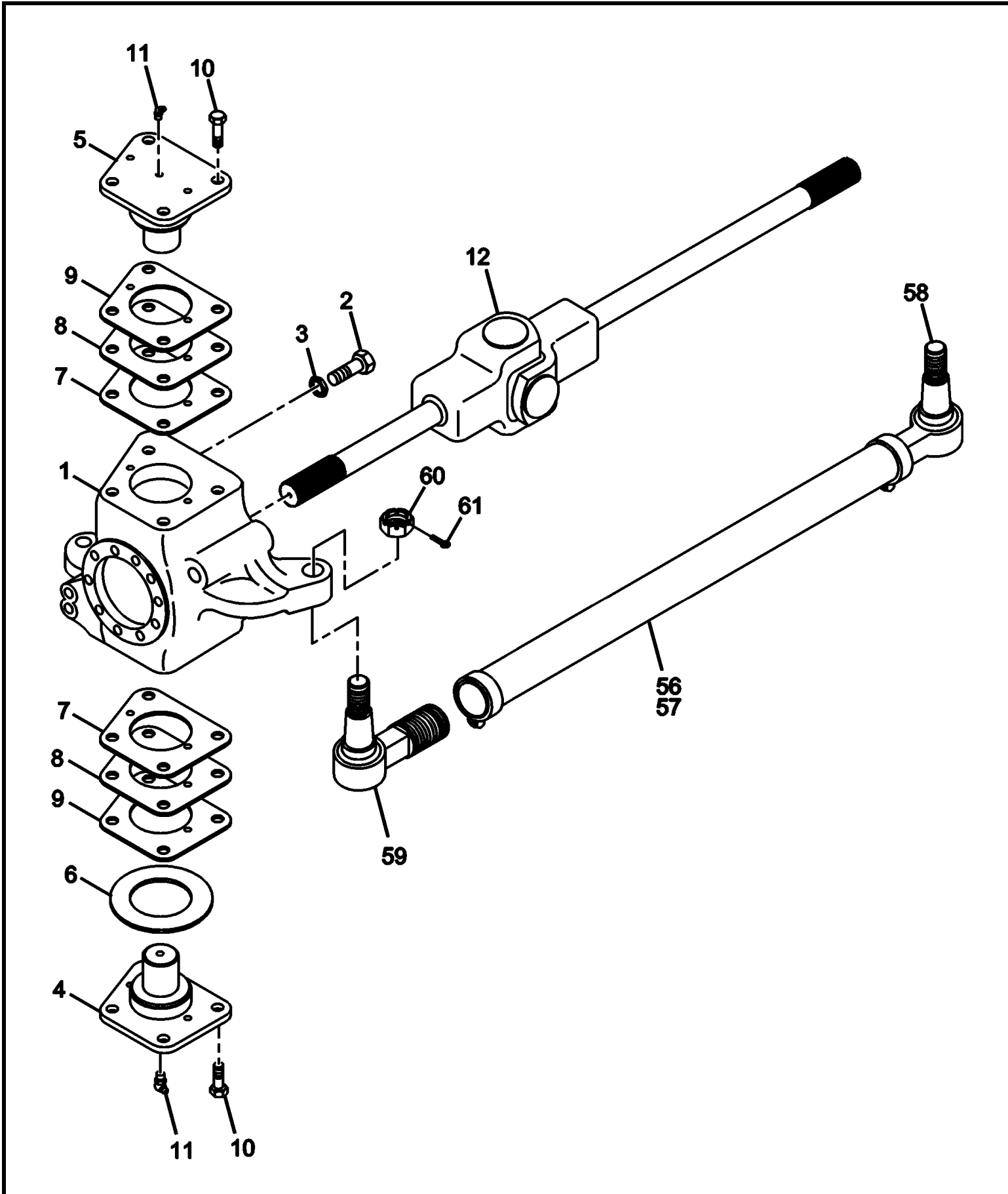
Manitowoc Cranes

Notes

Manitowoc Cranes



Manitowoc Cranes



90017458

(SHEET 1 OF 2)

Manitowoc Cranes

Description
HUD & SHAFT GROUP

Assembly No.
90017458
 Revision:

Item	FN	Part	Qty	Description
1		9049112363	1	KNUCKLE ASSY. RIGHT HAND SIDE, REAR AXLE
1		9049112362	1	KNUCKLE ASSY. LEFT HAND SIDE, REAR AXLE
2		9049112854	1	BOLT, STOP 1-1/2" DIA
3		9049112855	1	NUT, 1-1/2" DIA.
4		9049111536	2	CAP, KING PIN LOWER
5		9049106776	2	CAP, KING PIN UPPER
6		9049109185	1	WASHER, THRUST
7		9049104652	4	SHIM, .005"
8		9049104653	4	SHIM, .010"
9		9049104652	2	SHIM, .005"
10		9049112383	12	CAPSCREW
11		9049103562	4	FITTING, GREASE
12		9049112385	1	SHAFT ASSY. LEFT HAND INCLUDES THE FOLLOWING PARTS
		9049110969	1	CENTER PARTS
12		9049112384	2	SHAFT ASSY. RIGHT HAND INCLUDES THE FOLLOWING PARTS
		9049110969	1	CENTER PARTS
13		90017439	2	SPINDLE ASSY. INCLUDES ITEMS 14 THRU 16
14		90017443	1	SLEEVE
15		90017440	1	BUSHING
16		90017441	1	SEAL
17		9049102985	40	WASHER,
18		9049112372	40	CAPSCREW
19		9049103927	36	CAP SCREW,
20		9049103739	36	WASHER, HARDENED
21		9049112387	2	DISC, BRAKE
22		90017442	2	SEAL
23		9049104641	2	WASHER,

Manitowoc Cranes

Description
HUD & SHAFT GROUP

Assembly No.
90017458
 Revision:

Item	FN	Part	Qty	Description
24		9049104628	2	CONE, BEARING
25		9049112388	2	HUB & CUP ASSY. INCLUDES NBRS 26 AND 27
26		9049104629	1	CUP, BEARING
27		9049104629	1	CUP, BEARING
28		9049112389	48	STUD
29		9049104628	2	CONE, BEARING
30		9049112390	2	HUB ASSY. RING GEAR INCLUDES NBR 32
32		NSS	1	SLEEVE, RING
33		9049112391	2	GEAR, RING
34		9049104623	2	NUT, WHEEL BEARING
35		9049104632	2	LOCK, POSITION
36		9049107218	4	CAP SCREW,
37		9049104621	2	WASHER ASSEMBLY INLCUDES NBRS 38 AND 39
38		9049104622	2	PIN
39		NSS	1	WASHER
40		9049112364	2	GEAR
41		9049112365	2	RING, SNAP
42		9049112366	2	SPIDER ASSY. INCLUDES NBRS 43 - 48
43		NSS	1	HOUSING, SPIDER
44		9049103565	3	BUTTON, THRUST
45		9049112368	3	WASHER
46		NSS	3	GEAR, PINION
47		9049112370	3	WASHER
48		9049112371	3	SHAFT
49		9049102985	56	WASHER,
50		9049112372	56	CAPSCREW
51		9049111533	2	COVER ASSEMBLY, PLANET SPIDER INCLUDES NBR 52
52		9049106791	1	BUTTON, THRUST

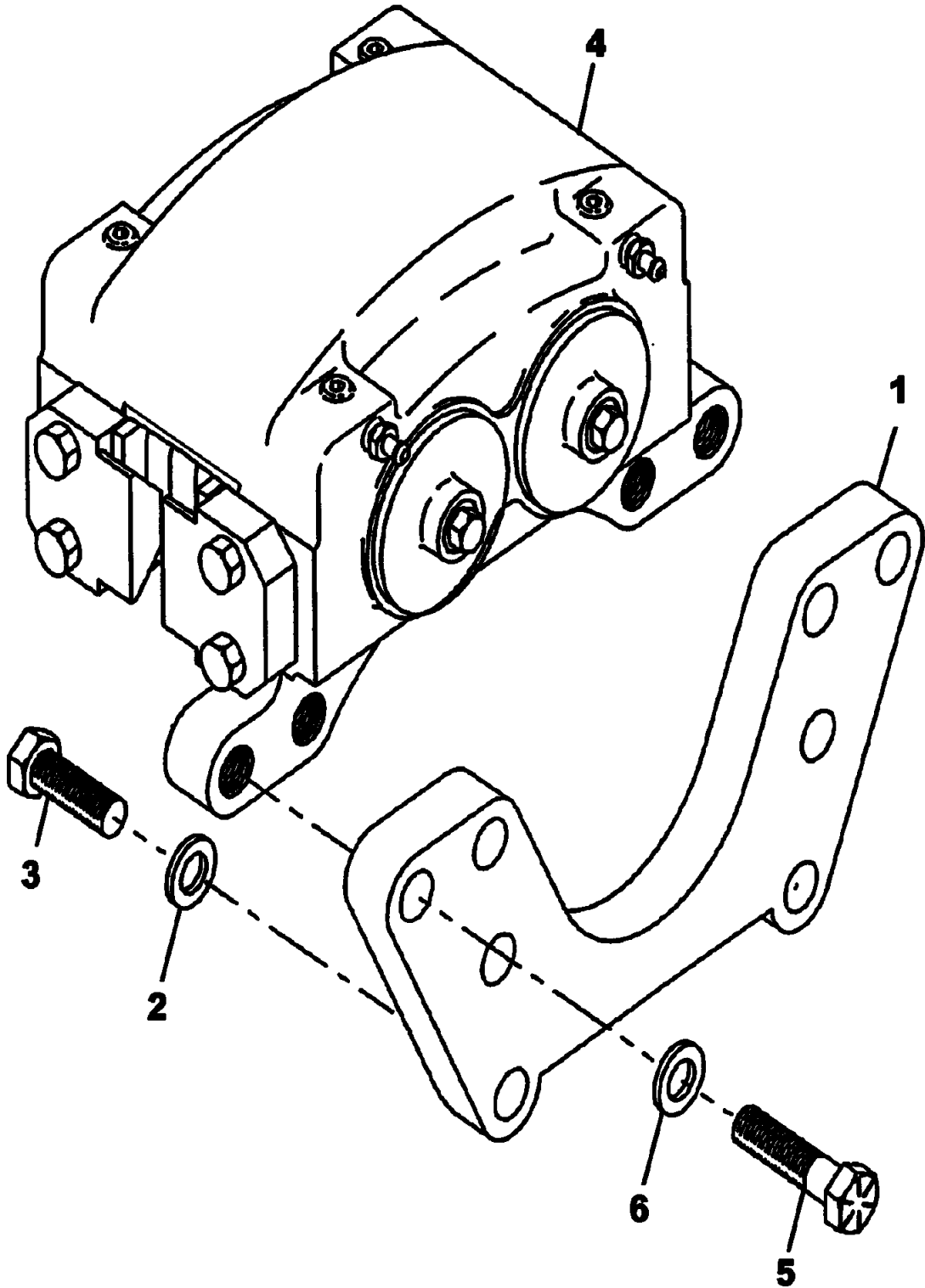
Manitowoc Cranes

Description
HUD & SHAFT GROUP

Assembly No.
90017458
 Revision:

Item	FN	Part	Qty	Description
53		9049109831	12	CAP SCREW,
54		9049101920	2	PLUG, DRAIN (MAGNETIC)
55		9049105631	2	PLUG - FILLER HOLE
56		9049112373	1	ROD ASSY,TIE INCLUDES NBR5 57 - 60
57		NSS	1	ROD ASSEMBLY
58		9049112375	1	END ASSY.TIE ROD,L.H. THD.
59		9049112376	1	END ASSY.TIE ROD,R.H. THD.
60		9049112418	1	NUT
61		9049112117	1	COTTER

Manitowoc Cranes



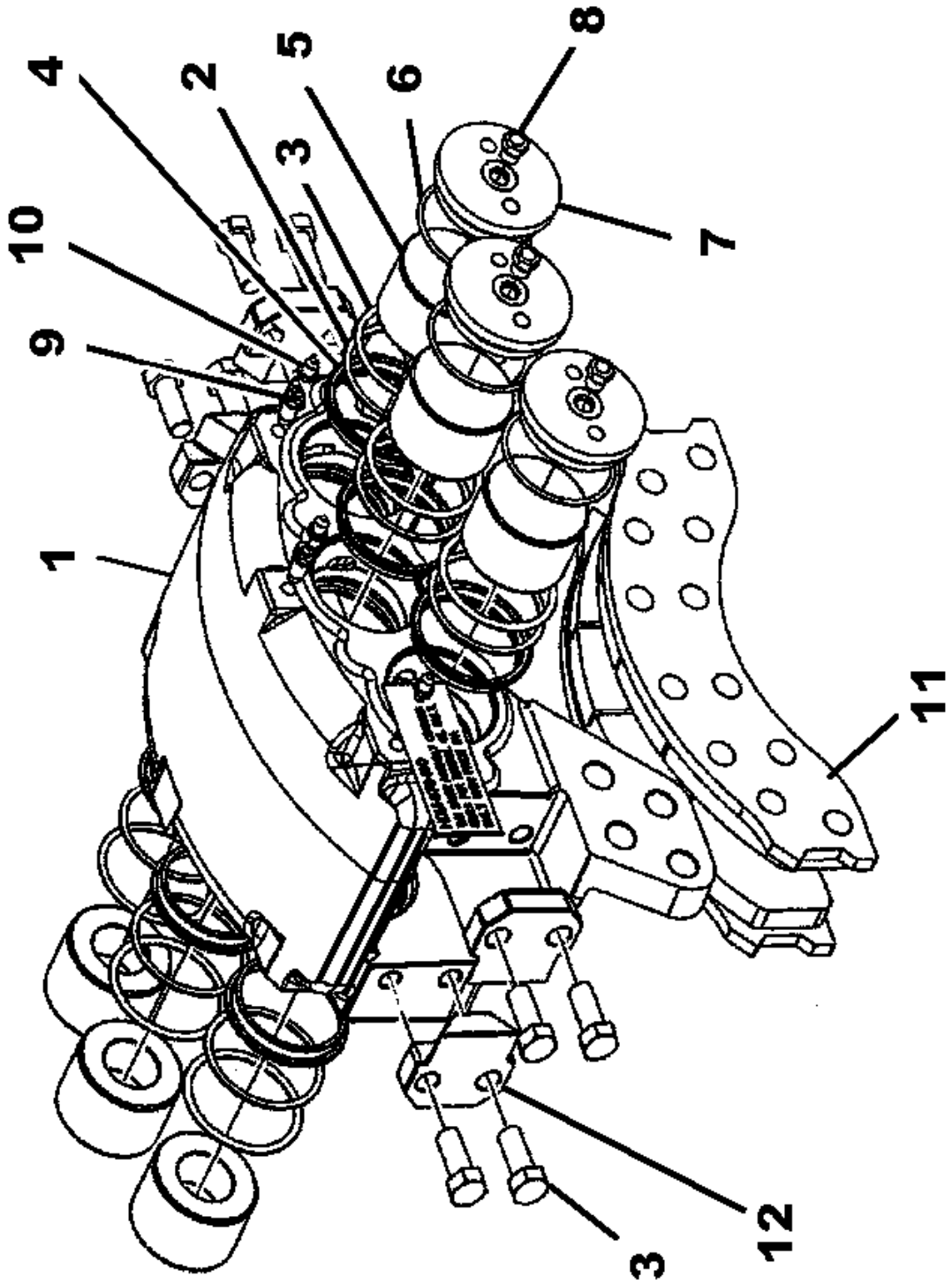
Manitowoc Cranes

Description
BRAKE GROUP

Assembly No.
90017459
Revision:

Item	FN	Part	Qty	Description
1		9049112377	2	PLATE,ADAPTER
2		9049103737	40	CAP SCREW,
3		9049112378	40	CAPSCREW
4		90017444	4	BRAKE ASSY. CALIPER
5		9049112380	32	CAPSCREW
6		9049112381	32	WASHER

Manitowoc Cranes



Manitowoc Cranes

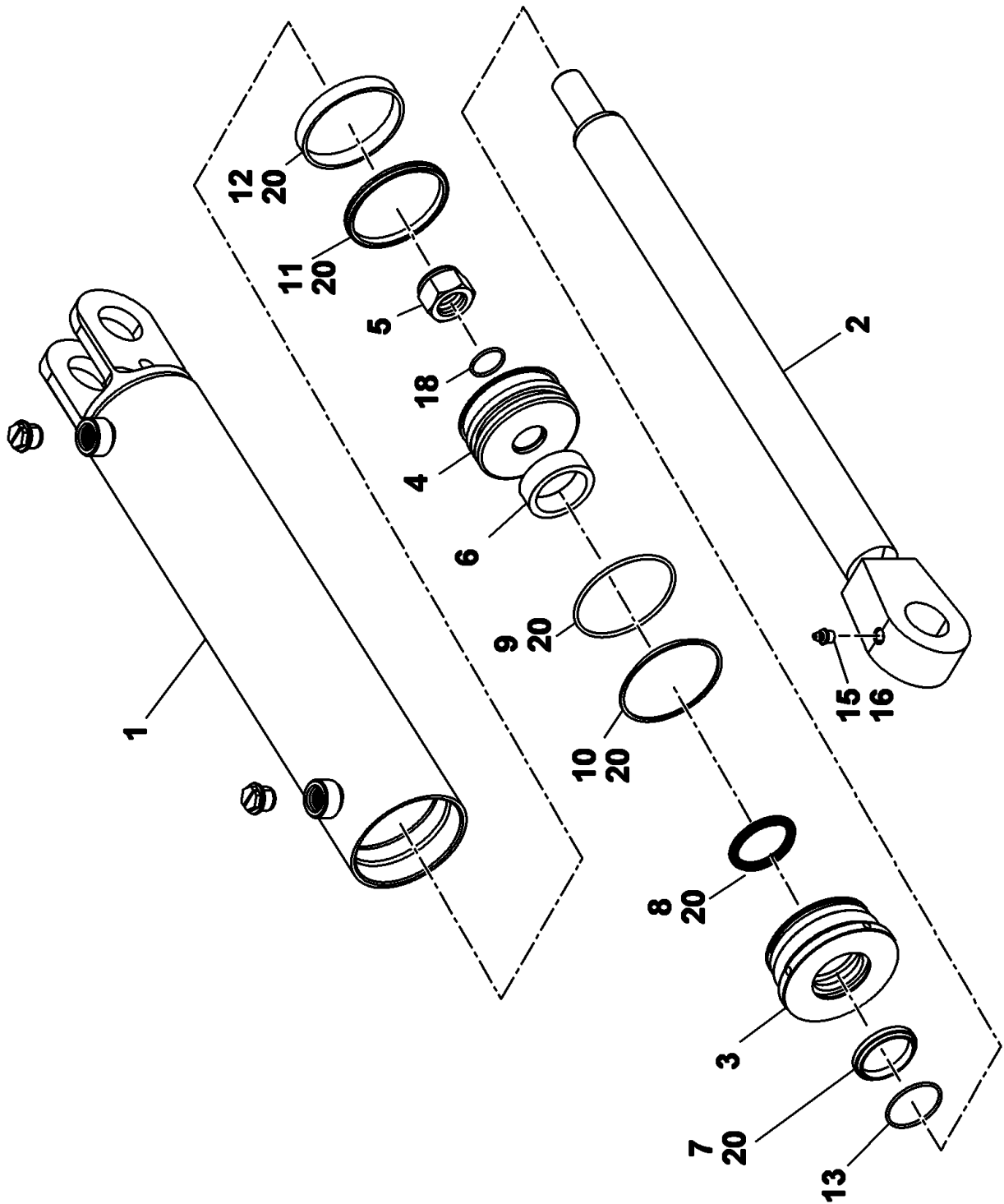
Description
BRAKE ASSY. GROUP

Assembly No.
90017460
Revision:

Item	FN	Part	Qty	Description
1		NSS	1	HOUSING
2	*	NSS	6	RING, BACKUP
3	*	NSS	6	O-RING
4	*	NSS	6	SEAL, WIPER
5		9049107148	6	PISTON
6	*	NSS	3	O-RING
7		9049107152	3	HEAD CYL
8		90017449	3	PLUG
9		90017450	3	SCREW, BLEEDER
10		90017451	3	CAP, BLEEDER
11		90017452	2	PAD, BRAKE
12		90017453	4	PLATE, RETAINER
13		9049109048	8	CAP SCREW,
20	*	90017454	1	KIT, SEAL

* REPAIR KIT AND/OR PART OF KIT

Manitowoc Cranes



Manitowoc Cranes

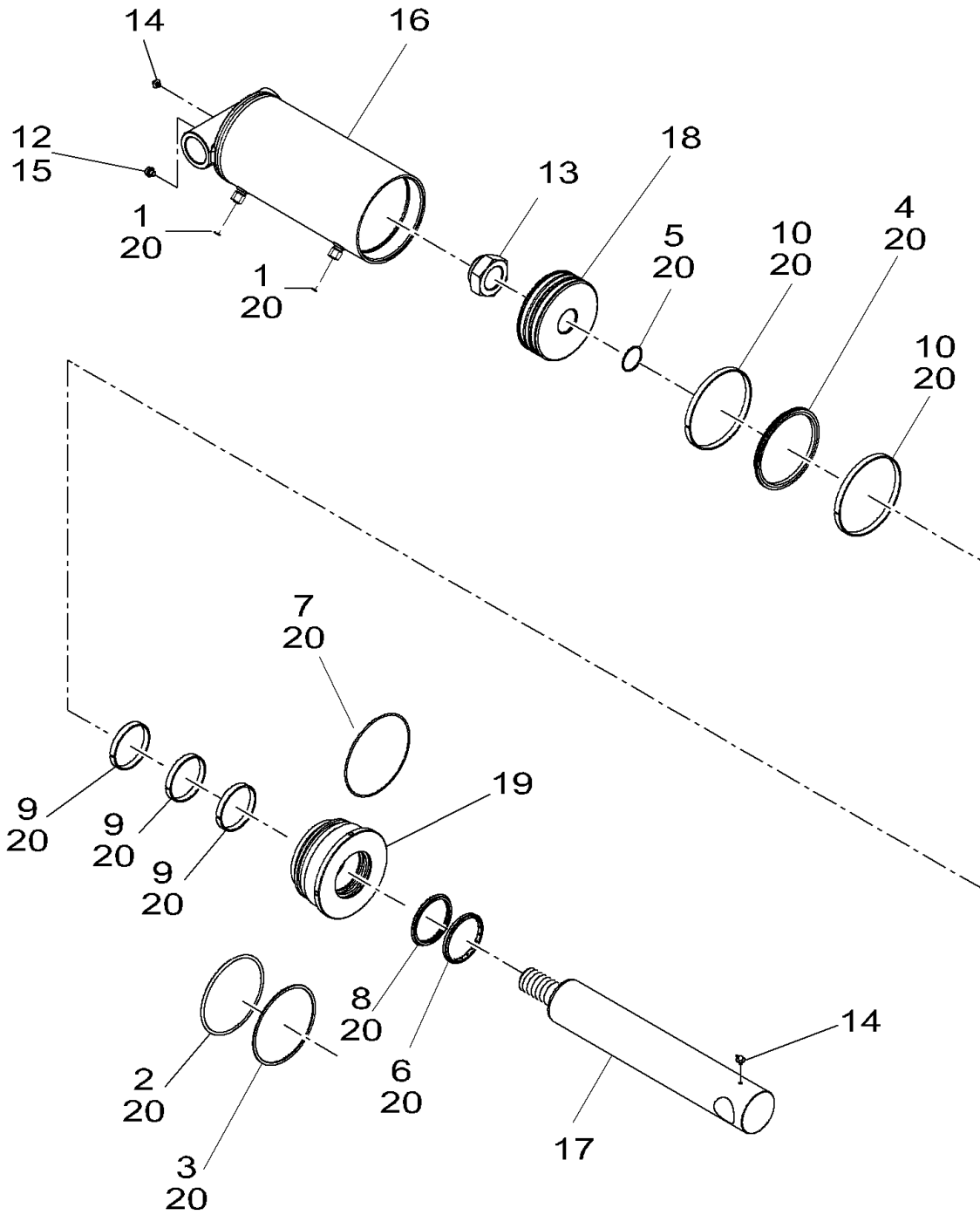
Description
CYL ASSEMBLY-3.50 STEER

Assembly No.
80018399
Revision:

Item	FN	Part	Qty	Description
1		90015943	1	BARREL ASSY.
2		90015944	1	ROD ASSEMBLY
3		90015945	1	GLAND, ROD
4		90015946	1	PISTON ASSY. 3.5"
5		9372103704	1	NUT
6		9372103519	1	SPACER
7	*	NSS	1	RING, WIPER
8	*	NSS	1	SEAL, ROD
9	*	NSS	1	O-RING
10	*	NSS	1	RING, BACK-UP
11	*	NSS	1	SEAL, PISTON
12	*	NSS	1	RING, WEAR
13	*	NSS	1	
15		9372103521	1	FITTING, GREASE
16		9372103522	1	CAP, GREASE
18		7755120000	1	O-RING
20	*	90015948	1	KIT, SEAL

* REPAIR KIT AND/OR PART OF KIT

Manitowoc Cranes



Manitowoc Cranes

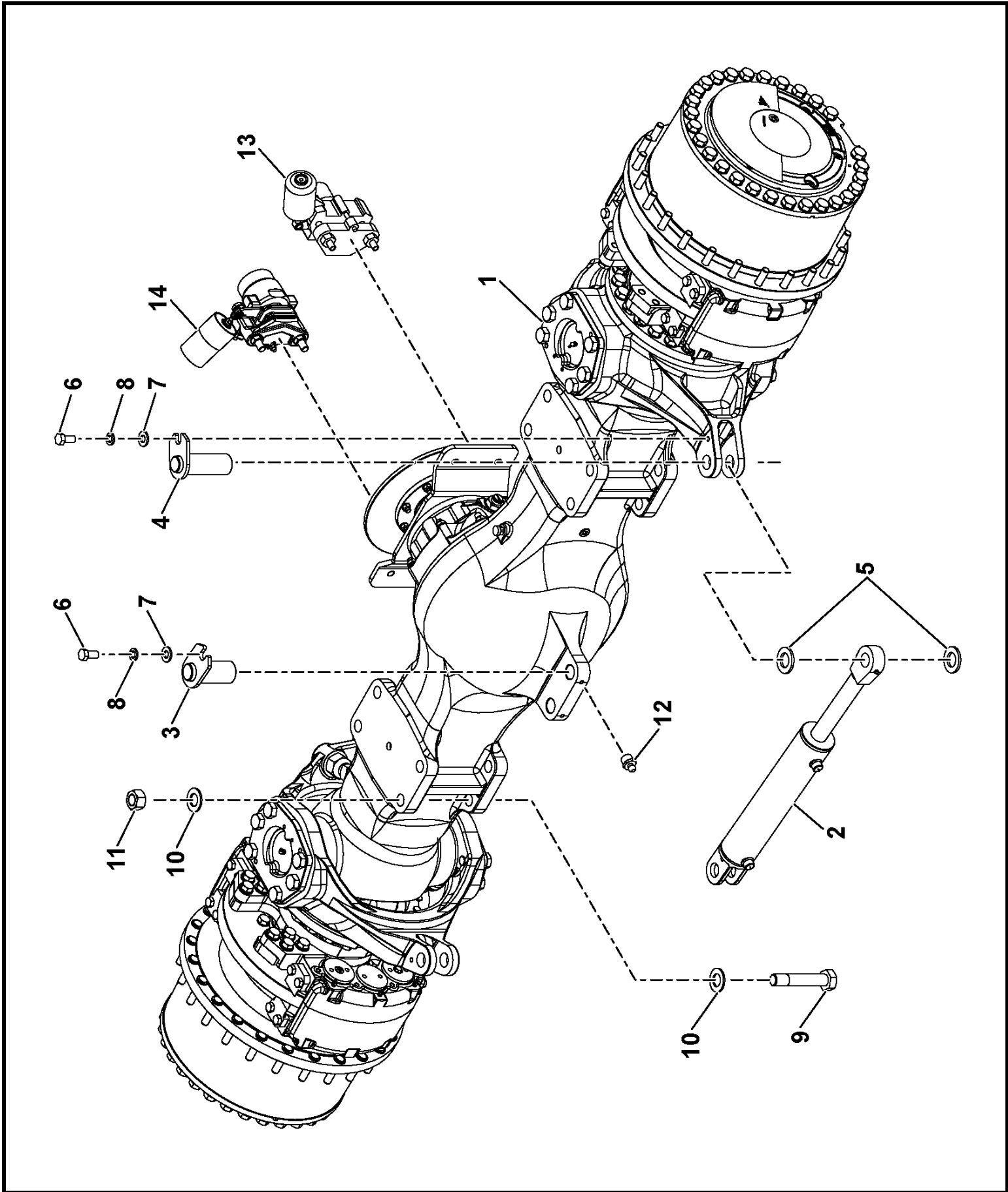
Description
CYLINDER ASSEMBLY - 7" LOCKOUT (COMPLETE ASSEMBLY)

Assembly No.
7372100091
 Revision:

Item	FN	Part	Qty	Description
1	*	NSS	2	O-RING
2	*	NSS	1	O-RING
3	*	NSS	1	RING,BACK-UP
4	*	NSS	1	SEAL
5	*	NSS	1	O-RING
6	*	NSS	1	RING,WIPER
7	*	NSS	1	O-RING
8	*	NSS	1	SEAL
9	*	NSS	3	RING,WEAR
10	*	NSS	2	RING,WEAR
12		9372103114	1	WASHER,SEAL
13		9372103129	1	LOCKNUT
14		7440120400	2	FITTING, GREASE
15		9372103116	1	PLUG,BLEEDER
16		9372103130	1	BARREL ASSY.
17		9372103131	1	ROD ASSY.
18		9372103132	1	PISTON
19		9372103133	1	HEAD
20	*	9372103134	1	KIT,SEAL

* REPAIR KIT AND/OR PART OF KIT

Manitowoc Cranes



80033917

(SHEET 1 OF 1)

Page 610

Manitowoc Cranes

Description

FRONT AXLE INSTALLATION WITH DIFFERENTIAL LOCK

Assembly No.

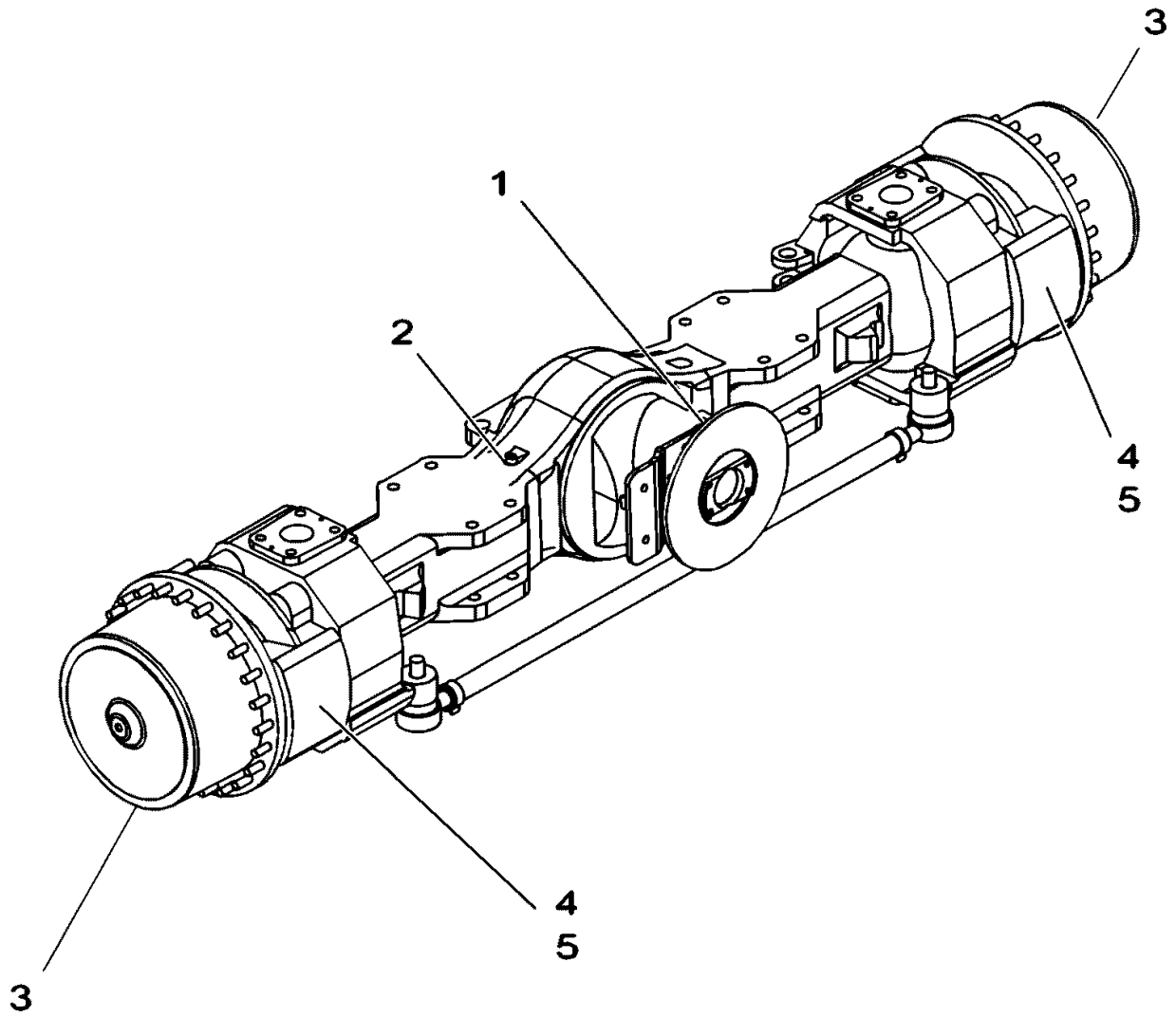
80033917

Revision: **A**

Item	FN	Part	Qty	Description
1	+	80014213	1	AXLE-DRIVE/STEER FRT W/DIFF LO
2	+	80018399	2	CYL ASSEMBLY-3.50 STEER
3		80018334	2	PIN
4		80018333	2	PIN
5		7949000573	4	WASHER, THRUST
6		7105180850	4	CAP SCREW, 1/2" - 20 N.F. X 1" GRADE 5
7		7950180141	4	WASHER, FLAT 1/2"
8		7950180050	4	WASHER, LOCK 1/2" I.D.
9		7099100018	8	HEX HEAD BOLT 1 1/4 X 14" LONG
10		7949000231	16	WASHER, 1 1/4" I.D.
11		7660300008	8	NUT, 1 1/4" 7 N.C. HEX
12		7440000000	2	FITTING, 1/8 STRAIGHT GREASE
13	+	80022000	1	BRAKE ASSEMBLY-PARKING
14	+	80033868	1	BRAKE-PARK ASSY

+ SEE FURTHER BREAKDOWN THIS GROUP

Manitowoc Cranes



Manitowoc Cranes

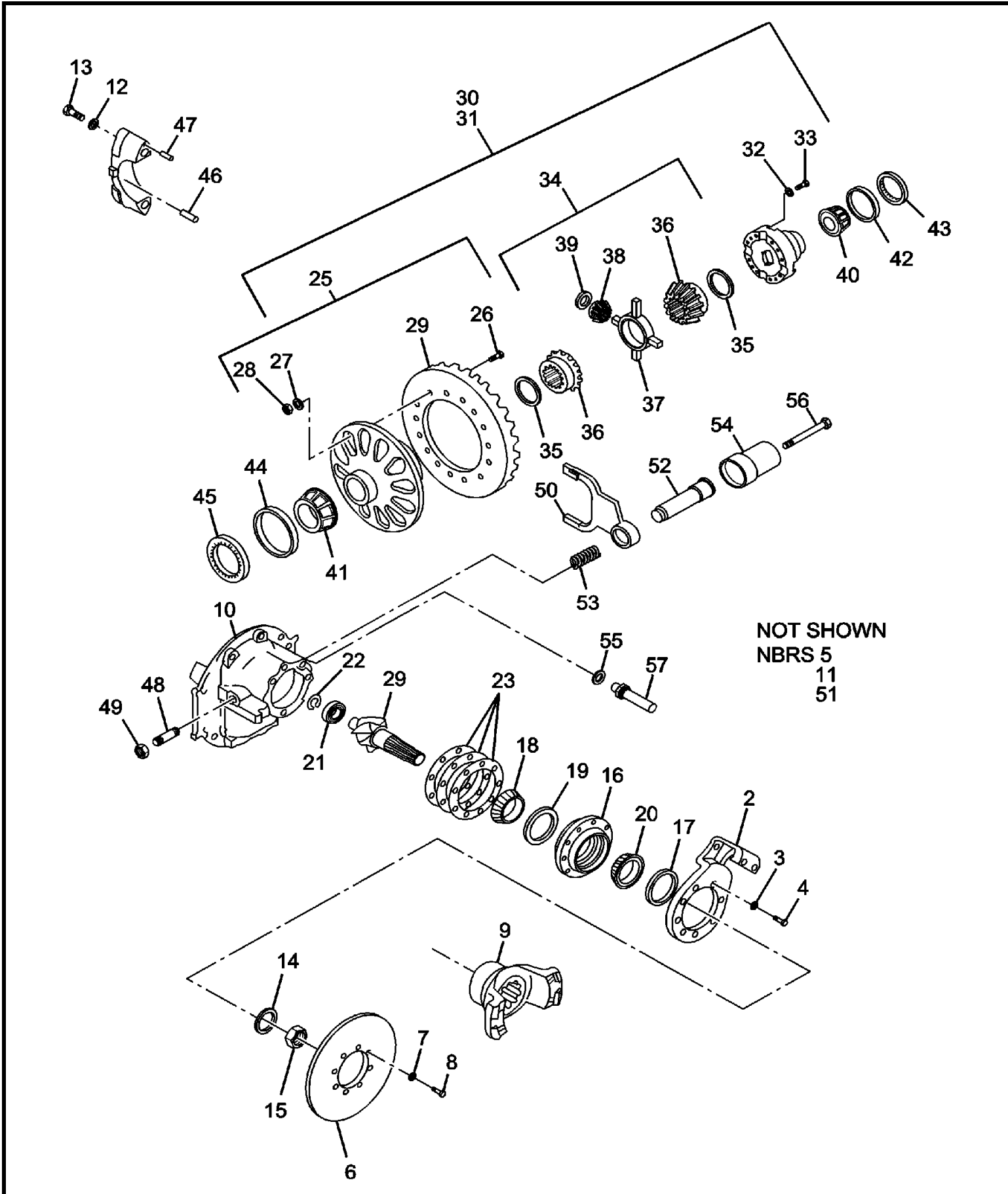
Description
AXLE-DRIVE/STEER FRT W/DIFF LO

Assembly No.
80014213
 Revision:

Item	FN	Part	Qty	Description
1	+	90018266	1	DIFF.CARRIER GROUP 6.43 RATIO
2	+	90017457	1	HOUSING, AXLE GROUP
3	+	90017463	1	HUB & SHAFT GROUP
4	+	90017459	1	BRAKE GROUP
5	+	90017460	1	BRAKE ASSY. GROUP

+ SEE FURTHER BREAKDOWN THIS GROUP

Manitowoc Cranes



Manitowoc Cranes

Description
DIFF.CARRIER GROUP 6.43 RATIO

Assembly No.
90018266
 Revision:

Item	FN	Part	Qty	Description
1		90018268	1	DIFF.CARRIER ASSY.@ 6.43 RATIO INLCUDES NBRS 2 - 57
2		9049112356	1	PLATE,ADAPTER
3		9049108333	8	WASHER,
4		9049112392	8	CAPSCREW
5		9049103806	8	NUT
6		9049112063	1	DISC, BRAKE
7		9049101980	16	FLATWASHER
8		9049108477	8	CAP SCREW,
9		9049112357	1	YOKE
10		9049112358	1	CARR.& CAP ASSY. INCLUDES NBRS 11 - 13 INCLUDES THE FOLLOWING PARTS
		9049112165	4	BALL
11		9049112165	4	BALL
12		9049108342	4	WASHER,
13		9049108343	4	CAP SCREW,
14		9049104562	1	FLATWASHER
15		9049109124	1	LOCKNUT
16		9049112359	1	CAGE ASSY. INCLUDES THE FOLLOWING PARTS
		9049105202	1	CUP, BEARING
		9049108335	1	CUP, BEARING
17		90017433	1	SEAL
18		9049108336	1	CONE, BEARING
19		9049108835	1	SPACER
20		9049110373	1	CONE, BEARING
21		9049108842	1	BEARING
22		9049108843	1	RING, SNAP
23		9049110584	4	SHIM, .002"
23		9049110585	3	SHIM, .005"
23		9049110586	4	SHIM, .008"
23		9049110587	1	SHIM, .020"

Manitowoc Cranes

Description
DIFF.CARRIER GROUP 6.43 RATIO

Assembly No.
90018266
 Revision:

Item	FN	Part	Qty	Description
25		9049112344	1	KIT,HARDWARE INCLUDES NBRS 26 - 28
26		NSS	12	CAP SCREW
27		NSS	12	LOCKWASHER
28		NSS	12	NUT
29		9049112360	1	RING & PINION SET @6.43:1
30		9049112257	1	DIFFERENTIAL CARRIER AND NEST ASSEMBLY INCLUDES NBRS 31 - 39
31		9049112361	1	CASE ASSY.
32		9049101705	12	WASHER, LOCK
33		9049108350	12	CAPSCR - MAIN DIFF CASE CAP SCREW,
34		9049110401	1	KIT, DIFFERENTIAL INCLUDES NBRS 35 - 39
35		9049105159	2	WASHER, THRUST
36		NSS	2	GEAR, SIDE
37		NSS	1	SPIDER, DIFFERENTIAL
38		9049108353	4	PINION
39		9049108354	4	WASHER, THRUST
40		9049106089	1	CONE, WHEEL BEARING LEFT HAND
41		9049108796	1	CONE RIGHT HAND
42		7794000097	1	CUP, BEARING LEFT HAND
43		9049108788	1	RING, ADJUSTING
44		7794000240	1	CUP, BEARING RIGHT HAND
45		9049108797	1	RING, ADJUSTING RIGHT HAND
46		9049101545	1	PIN, COTTER LEFT HAND
47		9049108787	1	PIN, SPIRAL

Manitowoc Cranes

Description

DIFF.CARRIER GROUP 6.43 RATIO

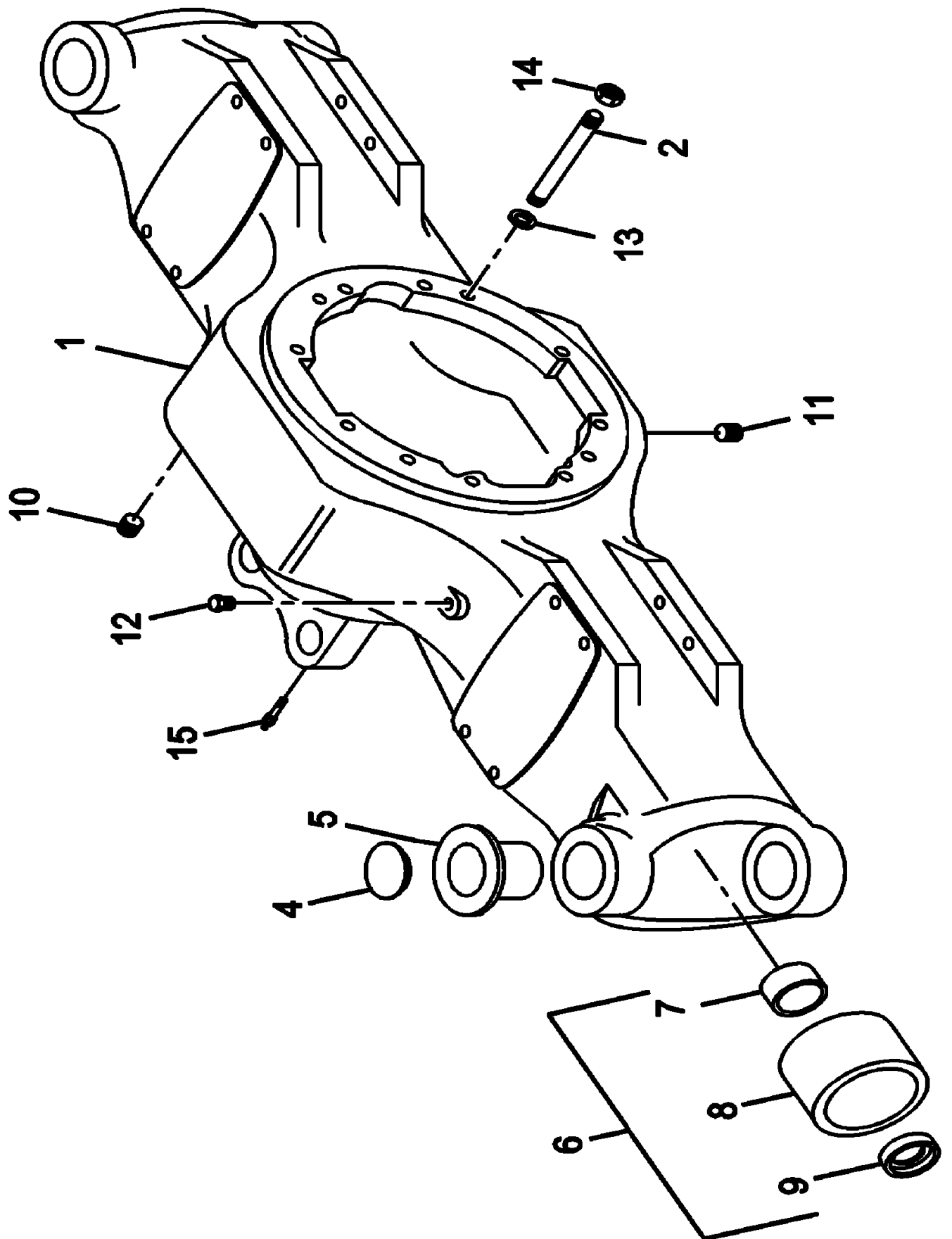
Assembly No.

90018266

Revision:

Item	FN	Part	Qty	Description
48		9049105173	1	SCREW,
49		9049105174	1	NUT
50		9049112237	1	FORK, SHIFT
51		9049112254	1	COLLAR, CLUTCH
52		9049109701	1	SHAFT
53		9049109700	1	SPRING
54		9049109705	1	VALVE ASSY. SINGLE PORT SHIFT
55		9049109706	1	O-RING
56		9049109707	1	CAP SCREW,
57		9049111219	1	SWITCH, SENSOR

Manitowoc Cranes



Manitowoc Cranes

Description
HOUSING, AXLE GROUP

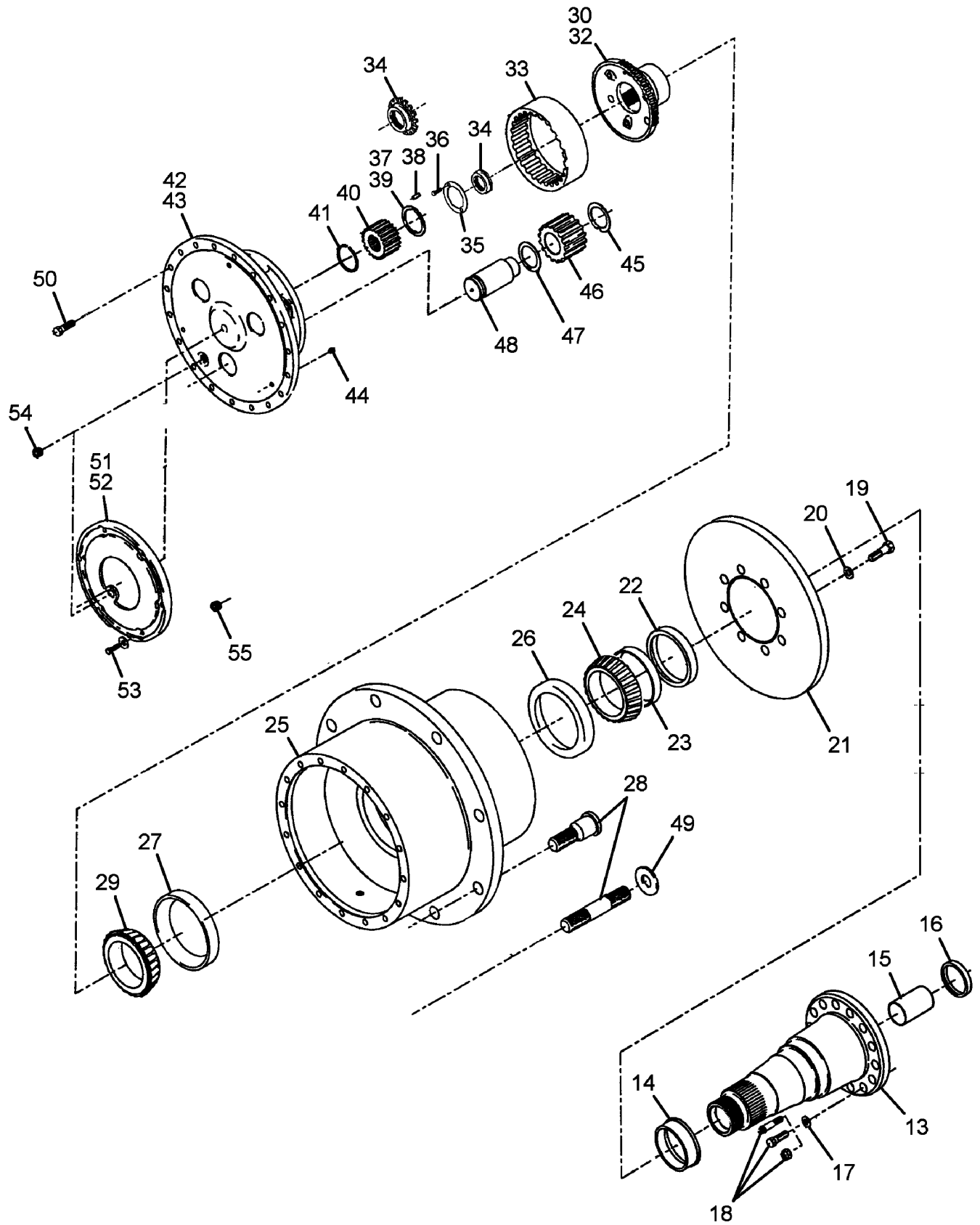
Assembly No.
90017457
 Revision:

Item	FN	Part	Qty	Description
1		90017434	1	HOUSING ASSY. AXLE INCLUDES ITEMS 2 THRU 11
2		9049112353	8	STUD
2		9049112354	4	STUD
4		9049104612	4	PLUG, EXPANSION
5		9049104611	4	BUSHING
6		90017435	2	RETAINER ASSY. INCLUDES ITEMS 7 AND 8
7		90017437	1	RETAINER
8		90017436	1	BUSHING
9		90017438	2	SEAL
10		9049105631	1	PLUG - FILLER HOLE
11		9049101920	1	PLUG, DRAIN (MAGNETIC)
12		7304000646	1	BREATHER
13		9049102036	12	FLATWASHER
14		9049101653	12	NUT
15		7440000000	2	FITTING, 1/8 STRAIGHT GREASE

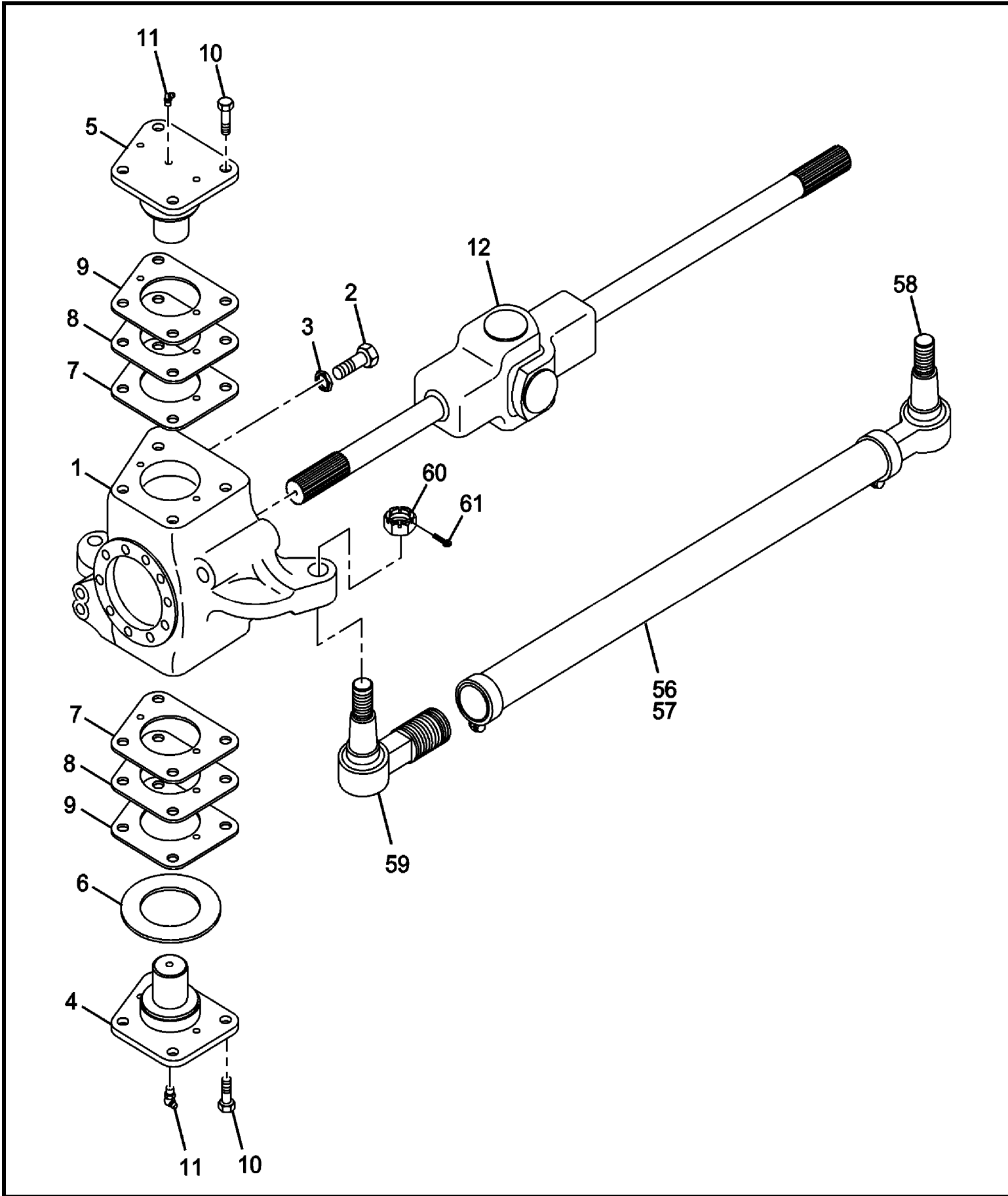
Manitowoc Cranes

Notes

Manitowoc Cranes



Manitowoc Cranes



90017463

(SHEET 1 OF 2)

Manitowoc Cranes

Description
HUB & SHAFT GROUP

Assembly No.
90017463
 Revision:

Item	FN	Part	Qty	Description
1		9049112363	1	KNUCKLE ASSY. LEFT HAND SIDE, FRONT AXLE
1		9049112362	1	KNUCKLE ASSY. RIGHT HAND SIDE, FRONT AXLE
2		9049112854	1	BOLT, STOP 1-1/2" DIA
3		9049112855	1	NUT, 1-1/2" DIA.
4		9049111536	2	CAP, KING PIN LOWER
5		9049106776	2	CAP, KING PIN UPPER
6		9049109185	1	WASHER, THRUST
7		9049104652	4	SHIM, .005"
8		9049104653	4	SHIM, .010"
9		9049104652	2	SHIM, .005"
10		9049112383	12	CAPSCREW
11		9049103562	4	FITTING, GREASE
12		9049112385	1	SHAFT ASSY. RIGHT HAND INCLUDES THE FOLLOWING PARTS
		9049110969	1	CENTER PARTS
12		9049112384	1	SHAFT ASSY. LEFT HAND INCLUDES THE FOLLOWING PARTS
		9049110969	1	CENTER PARTS
13		90017439	2	SPINDLE ASSY.
14		90017443	1	SLEEVE
15		90017440	1	BUSHING
16		90017441	1	SEAL
17		9049102985	40	WASHER,
18		9049112372	40	CAPSCREW
19		9049103927	36	CAP SCREW,
20		9049103739	36	WASHER, HARDENED
21		9049112387	2	DISC, BRAKE
22		9049109838	2	SEAL
23		9049104641	2	WASHER,
24		9049104628	2	CONE, BEARING

Manitowoc Cranes

Description
HUB & SHAFT GROUP

Assembly No.
90017463
Revision:

Item	FN	Part	Qty	Description
25		9049112388	2	HUB & CUP ASSY. INCLUDES NBRS 26 AND 27
26		9049104629	1	CUP, BEARING
27		9049104629	1	CUP, BEARING
28		9049112389	48	STUD
29		9049104628	2	CONE, BEARING
30		9049112390	2	HUB ASSY. RING GEAR INCLUDES NBR 32
32		NSS	1	SLEEVE, RING
33		9049112391	2	GEAR,RING
34		9049104623	2	NUT, WHEEL BEARING
35		9049104632	2	LOCK, POSITION
36		9049107218	4	CAP SCREW,
37		9049104621	2	WASHER ASSEMBLY
38		9049104622	2	PIN
39		NSS	1	WASHER
40		9049112364	2	GEAR
41		9049112365	2	RING,SNAP
42		9049112366	2	SPIDER ASSY. INCLUDES NBRS 43 - 48
43		NSS	1	HOUSING, SPIDER
44		9049103565	3	BUTTON, THRUST
45		9049112368	3	WASHER
46		NSS	3	GEAR, PINION
47		9049112370	3	WASHER
48		9049112371	3	SHAFT
49		9049102985	56	WASHER,
50		9049112372	56	CAPSCREW
51		9049111533	2	COVER ASSEMBLY, PLANET SPIDER INCLUDES NBR 52
52		9049106791	1	BUTTON, THRUST
53		9049109831	12	CAP SCREW,

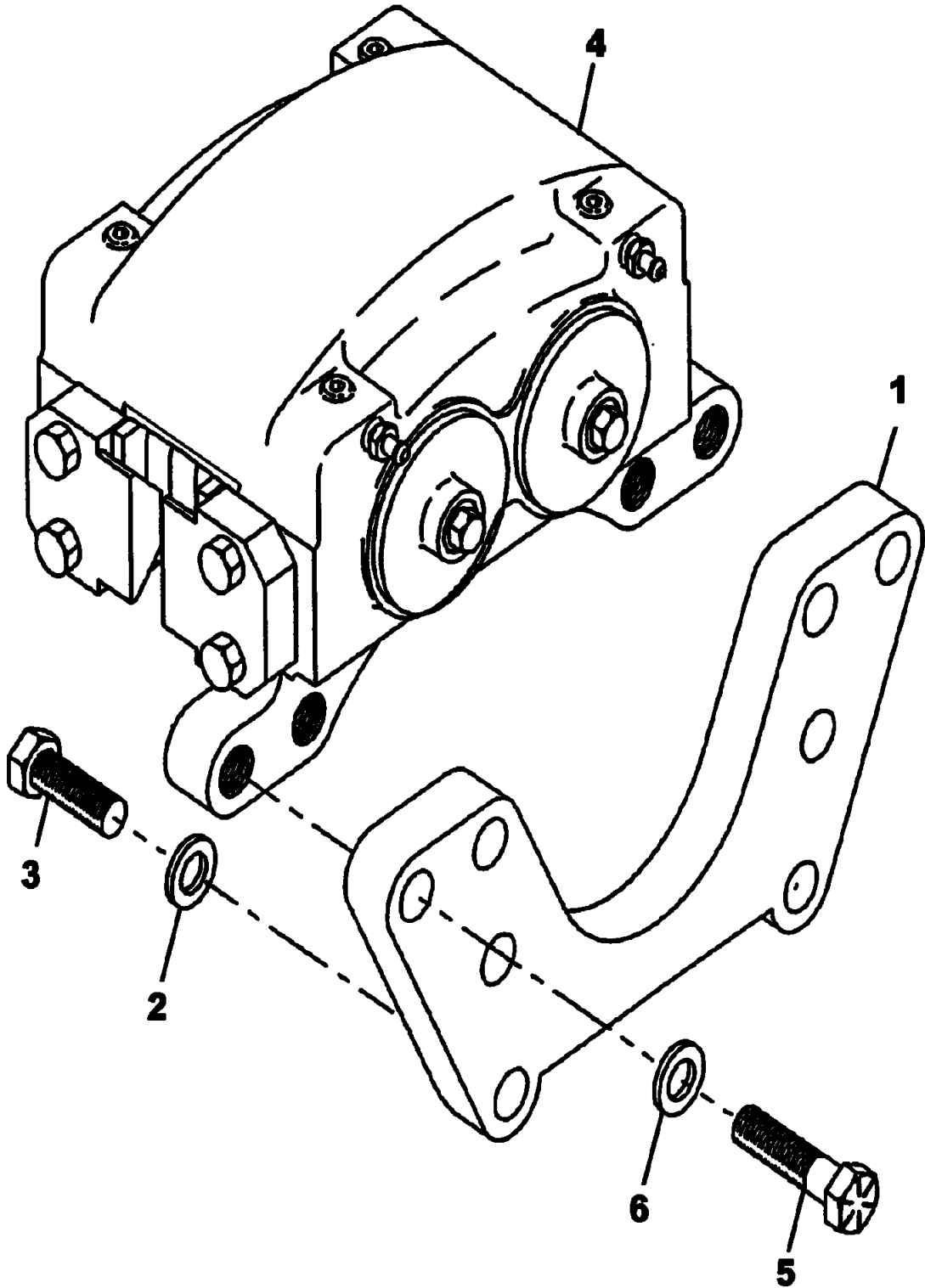
Manitowoc Cranes

Description
HUB & SHAFT GROUP

Assembly No.
90017463
 Revision:

Item	FN	Part	Qty	Description
54		9049101920	2	PLUG, DRAIN (MAGNETIC)
55		9049105631	2	PLUG - FILLER HOLE
56		9049112373	1	ROD ASSY,TIE INCLUDES NBRS 57 - 60
57		NSS	1	ROD ASSEMBLY
58		9049112375	1	END ASSY.TIE ROD,L.H. THD.
59		9049112376	1	END ASSY.TIE ROD,R.H. THD.
60		9049112418	1	NUT
61		9049112117	1	COTTER

Manitowoc Cranes



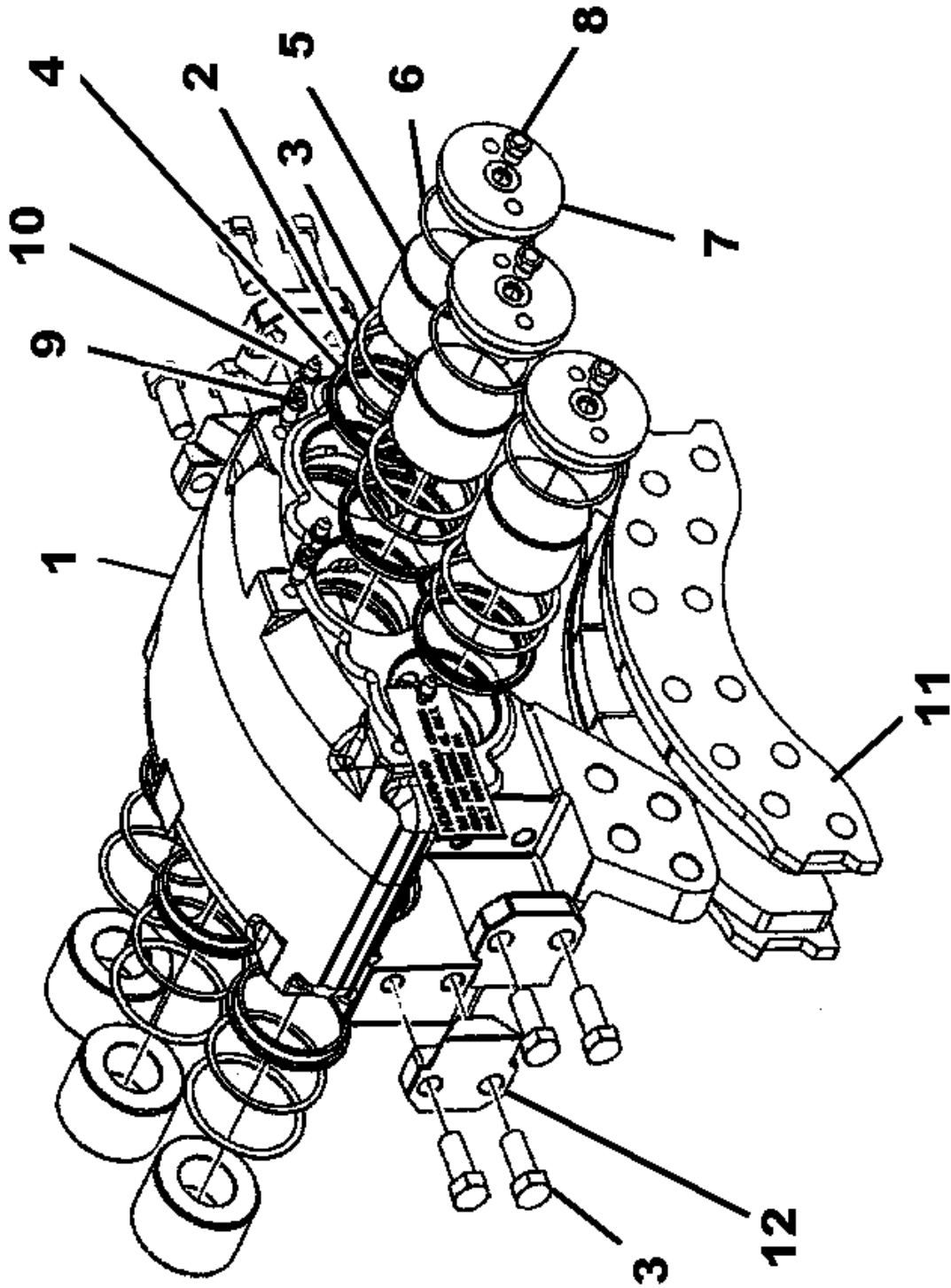
Manitowoc Cranes

Description
BRAKE GROUP

Assembly No.
90017459
Revision:

Item	FN	Part	Qty	Description
1		9049112377	2	PLATE,ADAPTER
2		9049103737	40	CAP SCREW,
3		9049112378	40	CAPSCREW
4		90017444	4	BRAKE ASSY. CALIPER
5		9049112380	32	CAPSCREW
6		9049112381	32	WASHER

Manitowoc Cranes



Manitowoc Cranes

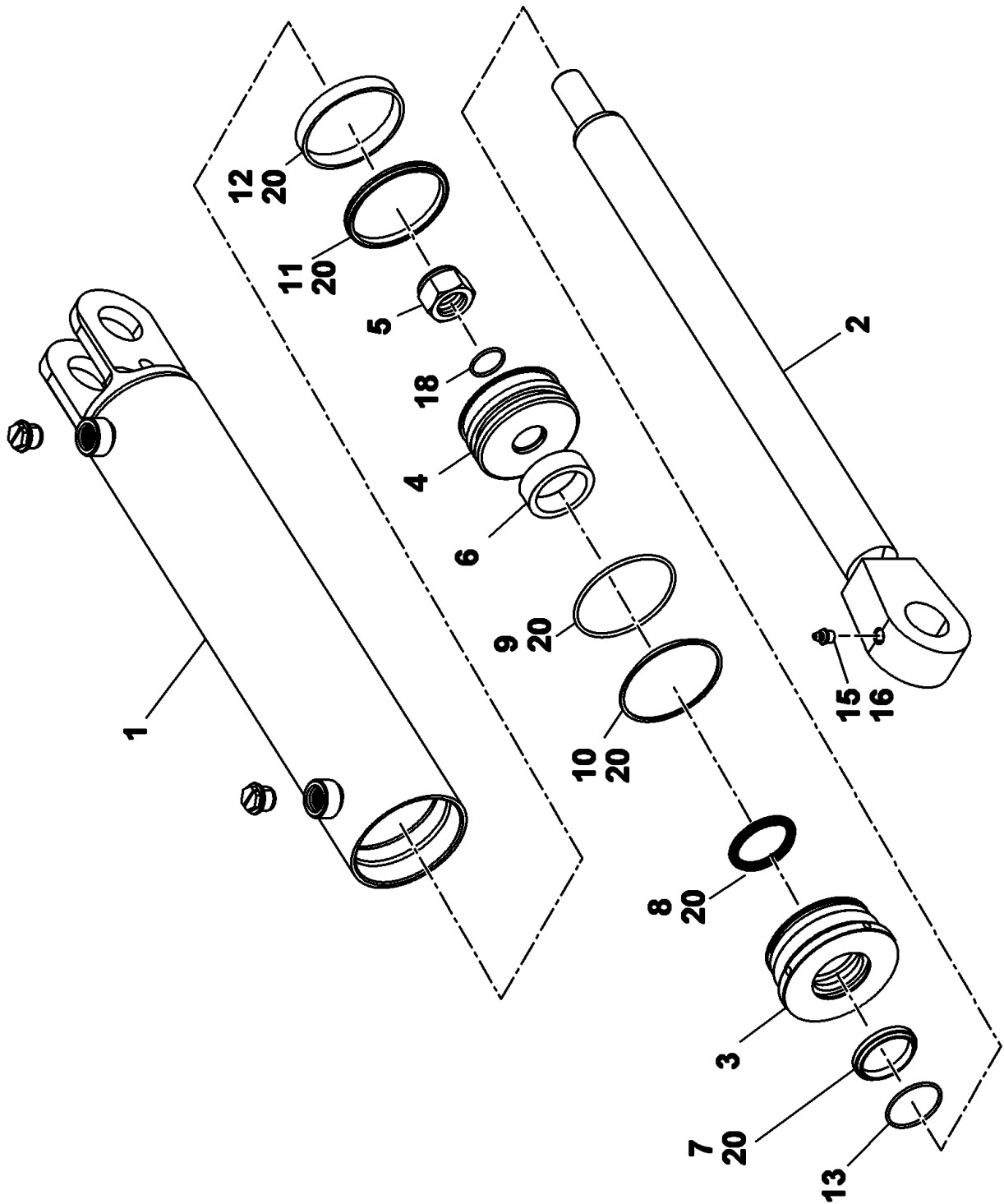
Description
BRAKE ASSY. GROUP

Assembly No.
90017460
Revision:

Item	FN	Part	Qty	Description
1		NSS	1	HOUSING
2	*	NSS	6	RING, BACKUP
3	*	NSS	6	O-RING
4	*	NSS	6	SEAL, WIPER
5		9049107148	6	PISTON
6	*	NSS	3	O-RING
7		9049107152	3	HEAD CYL
8		90017449	3	PLUG
9		90017450	3	SCREW, BLEEDER
10		90017451	3	CAP, BLEEDER
11		90017452	2	PAD, BRAKE
12		90017453	4	PLATE, RETAINER
13		9049109048	8	CAP SCREW,
20	*	90017454	1	KIT, SEAL

* REPAIR KIT AND/OR PART OF KIT

Manitowoc Cranes



Manitowoc Cranes

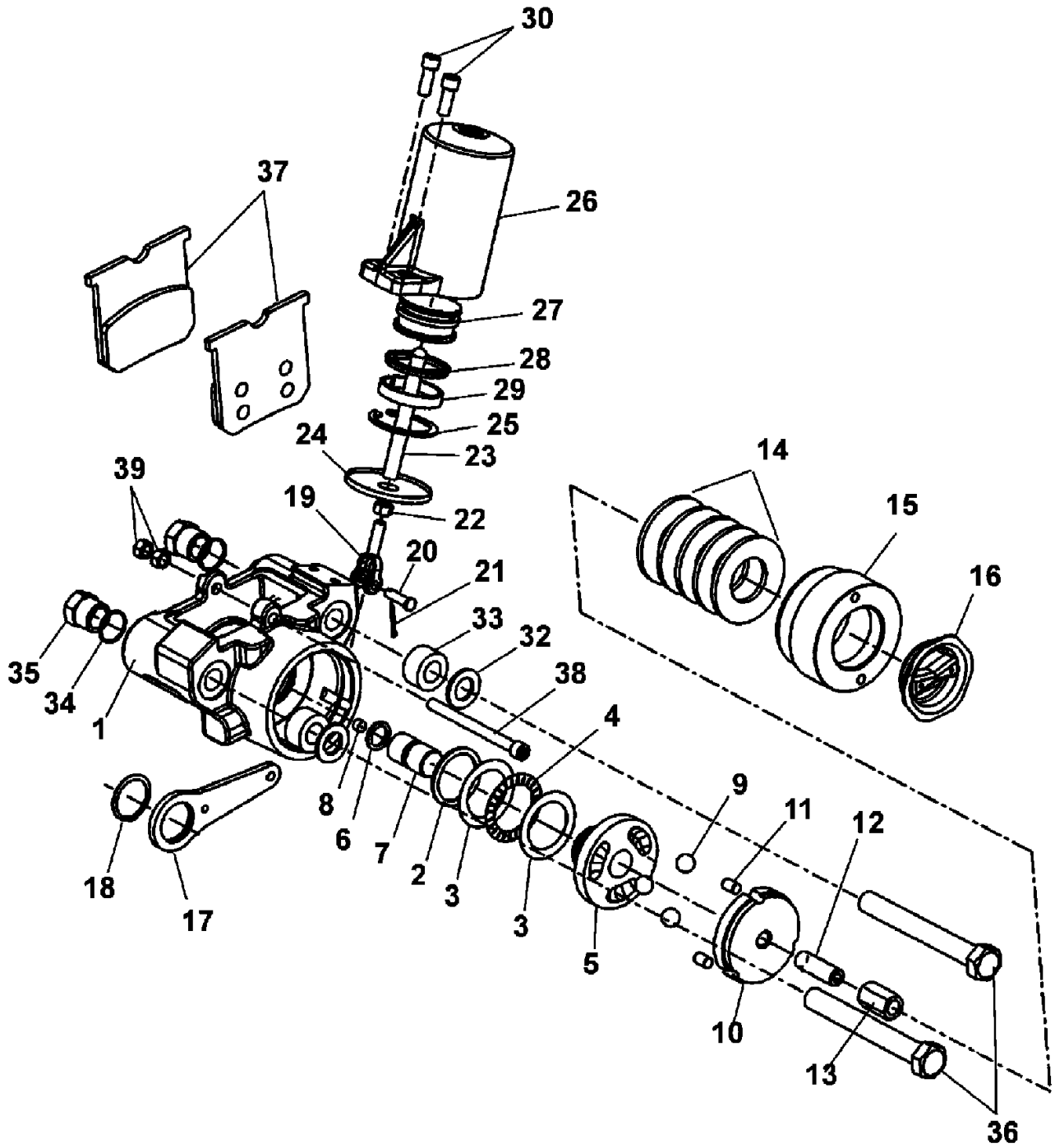
Description
CYL ASSEMBLY-3.50 STEER

Assembly No.
80018399
 Revision:

Item	FN	Part	Qty	Description
1		90015943	1	BARREL ASSY.
2		90015944	1	ROD ASSEMBLY
3		90015945	1	GLAND, ROD
4		90015946	1	PISTON ASSY. 3.5"
5		9372103704	1	NUT
6		9372103519	1	SPACER
7	*	NSS	1	RING, WIPER
8	*	NSS	1	SEAL, ROD
9	*	NSS	1	O-RING
10	*	NSS	1	RING, BACK-UP
11	*	NSS	1	SEAL, PISTON
12	*	NSS	1	RING, WEAR
13	*	NSS	1	
15		9372103521	1	FITTING, GREASE
16		9372103522	1	CAP, GREASE
18		7755120000	1	O-RING
20	*	90015948	1	KIT, SEAL

* REPAIR KIT AND/OR PART OF KIT

Manitowoc Cranes



Manitowoc Cranes

Description
BRAKE ASSEMBLY-PARKING

Assembly No.
80022000
Revision:

Item	FN	Part	Qty	Description
1		NSS	1	PLATE, TORQUE
2	@\$	NSS	1	SEAL, O-RING
3	@	NSS	2	WASHER
4	@	NSS	1	BEARING
5		NSS	1	CAM, THRUST SEE ITEM 46 FOR SERVICE
6	@\$	NSS	1	SEAL, O-RING
7	@	NSS	1	PISTON ASSY.
8		NSS	1	MAGNET
9		NSS	3	BEARING, BALL SEE ITEM 46 FOR SERVICE
10		NSS	1	CAM SEE ITEM 46 FOR SERVICE
11		NSS	3	PIN, DOWEL SEE ITEM 46 FOR SERVICE
12	@	NSS	1	SETSCREW
13	@	NSS	1	NUT
14	@-	NSS	5	DISC SPRING
15		NSS	1	HOUSING
16		9188101096	1	PLUG,SCREW TYPE
17	*	NSS	1	LEVER
18	*@	NSS	1	RING, RETAINER
19	*	NSS	1	CLEVIS

@ SECOND REPAIR KIT AND/OR PART OF 2ND KIT
- THIRD REPAIR KIT AND/OR PART OF 3RD KIT

\$ FIFTH REPAIR KIT
* REPAIR KIT AND/OR PART OF KIT

Manitowoc Cranes

Description
BRAKE ASSEMBLY-PARKING

Assembly No.
80022000
Revision:

Item	FN	Part	Qty	Description
20	*	NSS	1	PIN, CLEVIS
21	*	NSS	1	PIN, COTTER
22	*	NSS	1	NUT, JAM
23	*	NSS	1	ROD
24	*\$	NSS	1	EXCLUDER, ROD
25	*	NSS	1	RING, RETAINER
26	*	NSS	1	HOUSING, CYLINDER
27	*	NSS	1	PISTON
28	*\$	NSS	1	SEAL
29	*\$	NSS	1	RING,
30	*	NSS	2	CAPSCREW
32	@	NSS	2	WASHER, FLAT
33	@<	NSS	2	SPRING, URETHANE
34	@\$	NSS	2	SEAL, O-RING
35		9188101097	2	NUT,JAM
36		9188101020	2	CAP SCREW,
37	&	NSS	2	LINING & CARRIER ASSY.
38	&	NSS	1	CAPSCREW
39	&	NSS	2	NUT
40	*	9188101094	1	KIT, HYD.CYLINDER SERVICE
41	@	90011883	1	KIT, OVERHAUL
42	-	90011882	1	KIT, DICS SPRING

* REPAIR KIT AND/OR PART OF KIT
@ SECOND REPAIR KIT AND/OR PART OF 2ND KIT
& SIXTH REPAIR KIT

\$ FIFTH REPAIR KIT
< FOURTH REPAIR KIT AND/OR PART OF 4TH KIT
- THIRD REPAIR KIT AND/OR PART OF 3RD KIT

Manitowoc Cranes

Description

BRAKE ASSEMBLY-PARKING

Assembly No.

80022000

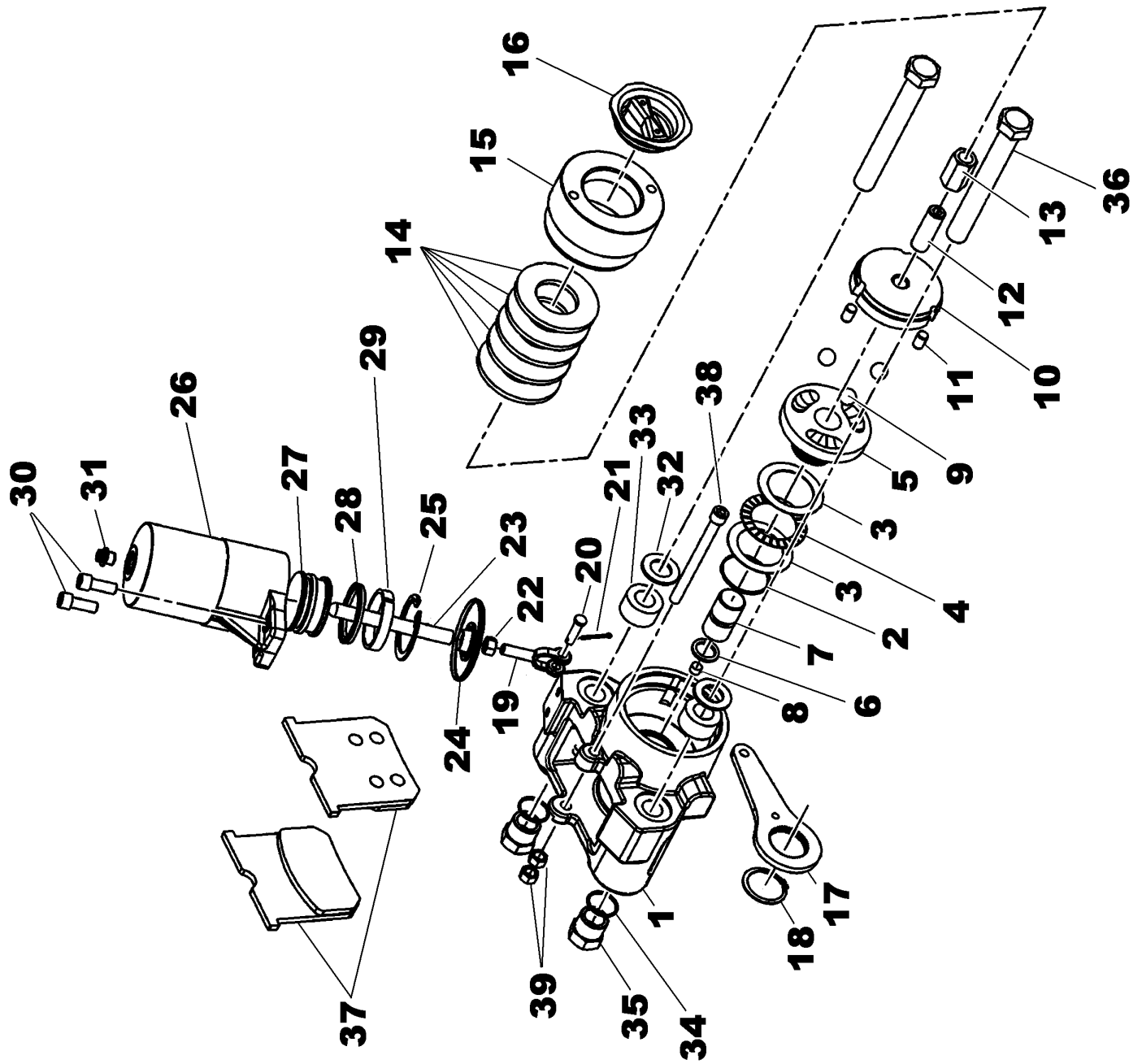
Revision:

Item	FN	Part	Qty	Description
43	<	9188101043	1	KIT, SPRING
44	\$	9188101078	1	KIT,SEAL
45	&	9188101041	1	KIT, LINING
46		90017521	1	KIT, CAM OVERHAUL INCLUDES ITEMS 5, 9 THRU 11

< FOURTH REPAIR KIT AND/OR PART OF 4TH KIT
& SIXTH REPAIR KIT

\$ FIFTH REPAIR KIT

Manitowoc Cranes



Manitowoc Cranes

Description
BRAKE-PARK ASSY

Assembly No.
80033868
Revision:

Item	FN	Part	Qty	Description
1		NSS	1	PLATE, TORQUE
2	@\$	NSS	1	SEAL, O-RING
3	@	NSS	2	WASHER
4	@	NSS	1	BEARING
5		NSS	1	CAM, THRUST SEE ITEM 46 FOR SERVICE
6	@\$	NSS	1	SEAL, O-RING
7	@	NSS	1	PISTON ASSY.
8		NSS	1	MAGNET
9		NSS	3	BEARING, BALL SEE ITEM 46 FOR SERVICE
10		NSS	1	CAM SEE ITEM 46 FOR SERVICE
11		NSS	3	PIN, DOWEL SEE ITEM 46 FOR SERVICE
12	@	NSS	1	SETSCREW
13	@	NSS	1	NUT
14	@-	NSS	5	DISC SPRING
15		NSS	1	HOUSING
16		9188101096	1	PLUG, SCREW TYPE
17	*	NSS	1	LEVER
18	*@	NSS	1	RING, RETAINER
19	*	NSS	1	CLEVIS

@ SECOND REPAIR KIT AND/OR PART OF 2ND KIT
- THIRD REPAIR KIT AND/OR PART OF 3RD KIT

\$ FIFTH REPAIR KIT
* REPAIR KIT AND/OR PART OF KIT

Manitowoc Cranes

Description
BRAKE-PARK ASSY

Assembly No.
80033868
Revision:

Item	FN	Part	Qty	Description
20	*	NSS	1	PIN, CLEVIS
21	*	NSS	1	PIN, COTTER
22	*	NSS	1	NUT, JAM
23	*	NSS	1	ROD
24	*\$	NSS	1	EXCLUDER, ROD
25	*	NSS	1	RING, RETAINER
26	*	NSS	1	HOUSING, CYLINDER
27	*	NSS	1	PISTON
28	*\$	NSS	1	SEAL
29	*\$	NSS	1	RING,
30	*	NSS	2	CAPSCREW
32	@	NSS	2	WASHER, FLAT
33	@<	NSS	2	SPRING, URETHANE
34	@\$	NSS	2	SEAL, O-RING
35		9188101097	2	NUT,JAM
36		9188101020	2	CAP SCREW,
37	&	NSS	2	LINING & CARRIER ASSY.
38	&	NSS	1	CAPSCREW
39	&	NSS	2	NUT
40	*	9188101094	1	KIT, HYD.CYLINDER SERVICE
41	@	90011883	1	KIT, OVERHAUL
42	-	90011882	1	KIT, DICS SPRING

* REPAIR KIT AND/OR PART OF KIT
@ SECOND REPAIR KIT AND/OR PART OF 2ND KIT
& SIXTH REPAIR KIT

\$ FIFTH REPAIR KIT
< FOURTH REPAIR KIT AND/OR PART OF 4TH KIT
- THIRD REPAIR KIT AND/OR PART OF 3RD KIT

Manitowoc Cranes

Description
BRAKE-PARK ASSY

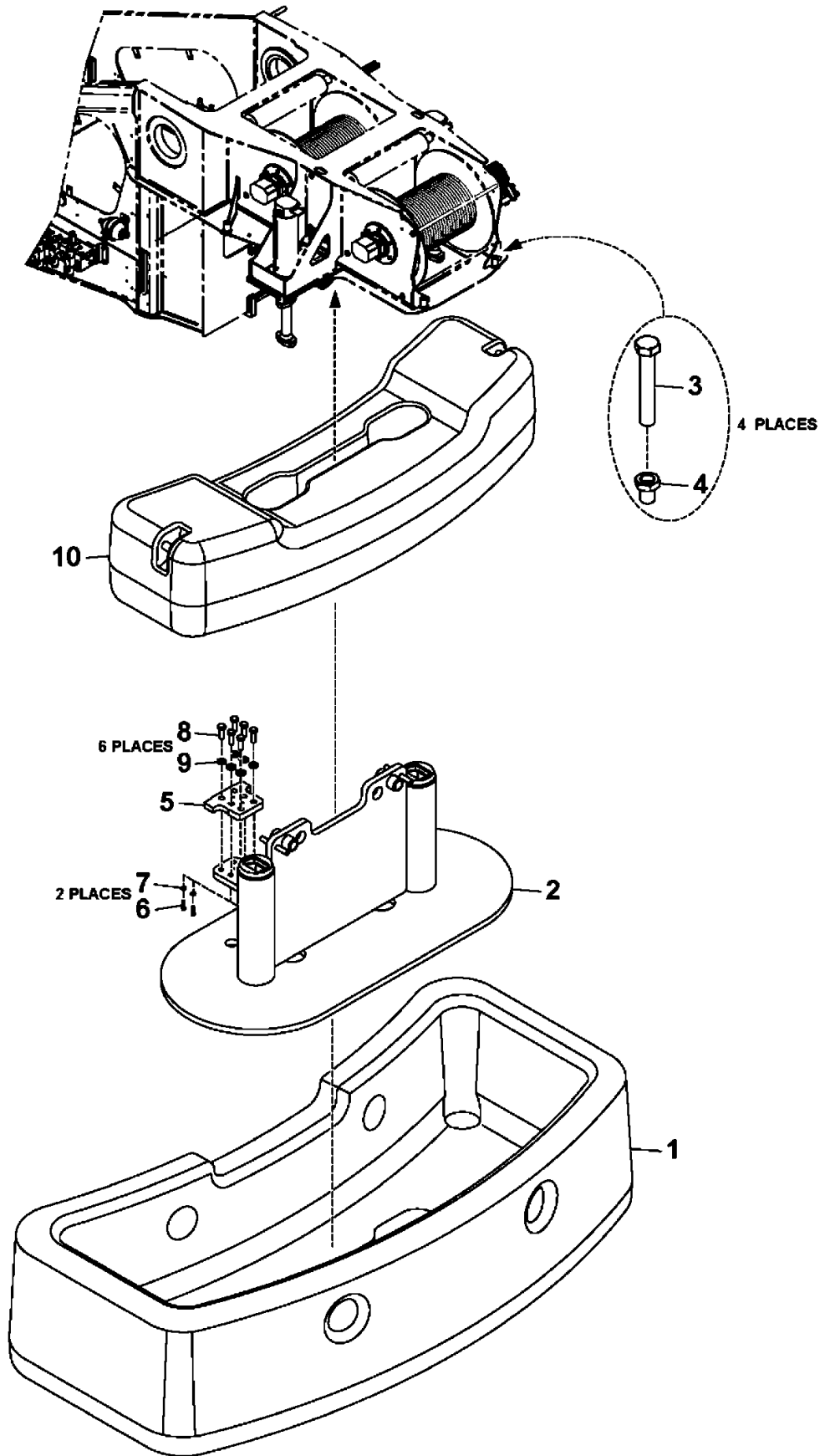
Assembly No.
80033868
 Revision:

Item	FN	Part	Qty	Description
43	<	9188101043	1	KIT, SPRING
44	\$	9188101078	1	KIT,SEAL
45	&	9188101041	1	KIT, LINING
46		90017521	1	KIT, CAM OVERHAUL INCLUDES ITEMS 5, 9 THRU 11

< FOURTH REPAIR KIT AND/OR PART OF 4TH KIT
 & SIXTH REPAIR KIT

\$ FIFTH REPAIR KIT

Manitowoc Cranes



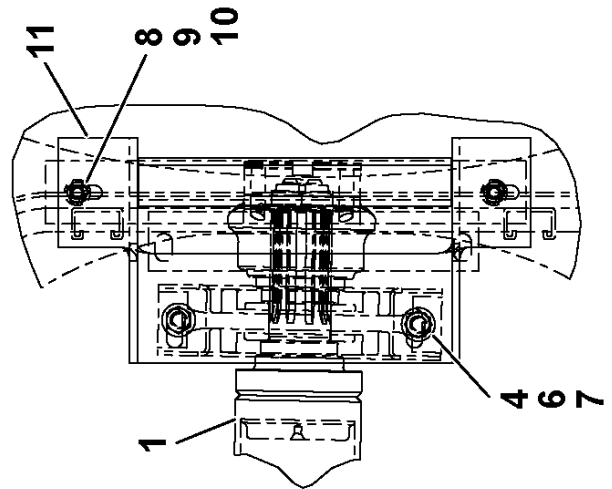
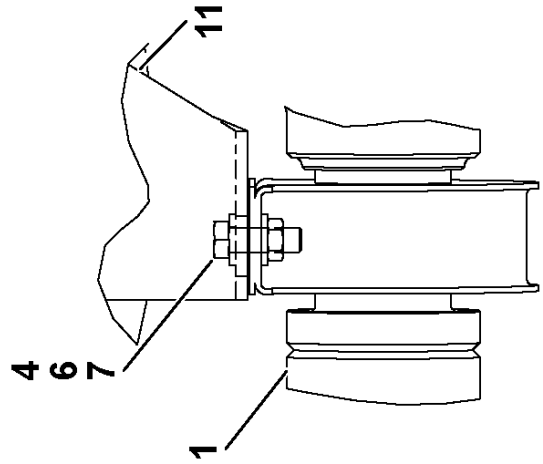
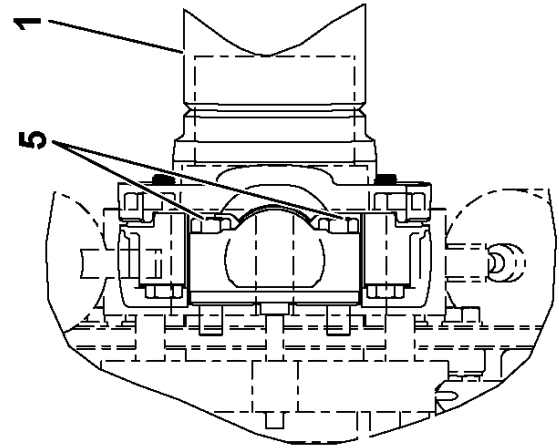
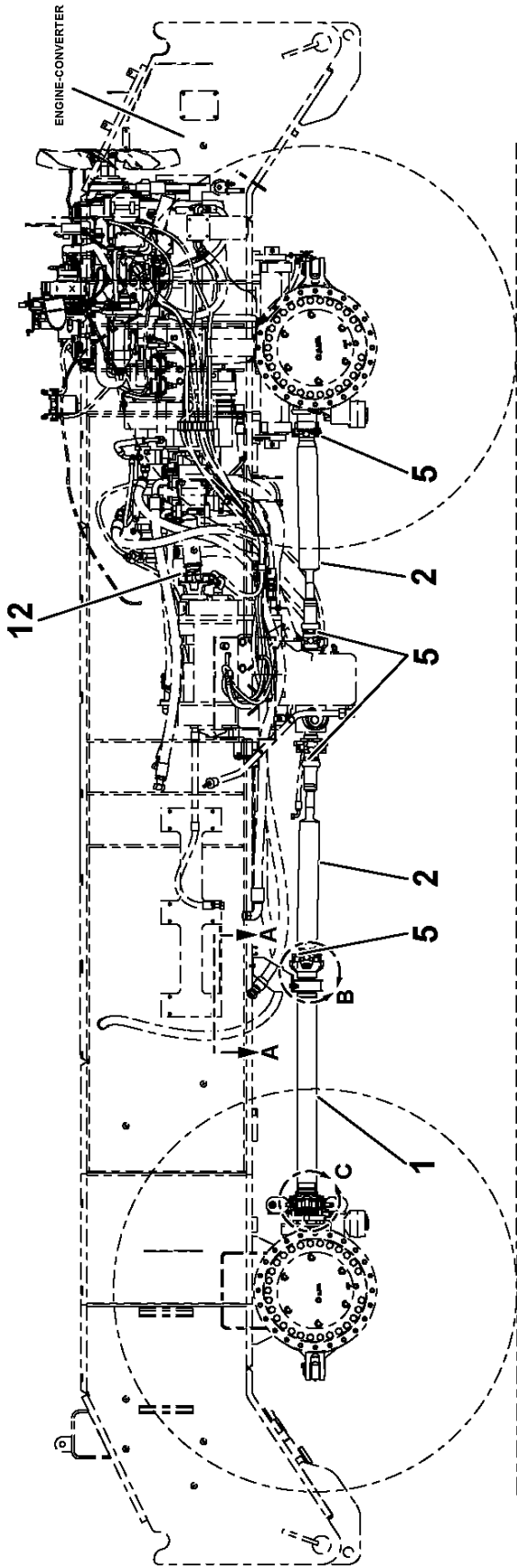
Manitowoc Cranes

Description
COUNTERWEIGHT INSTALLATION - HEAVY

Assembly No.
80012950
 Revision: **B**

Item	FN	Part	Qty	Description
1		80011468	1	CAST COUNTERWEIGHT - 39000#
2		80011471	1	CAST COUNTERWEIGHT SUPPORT BRACKET
3		7126272853	4	CAP SCREW, M20 X 120MM HEX HEAD
4		7661270103	4	NUT
5		80013871	1	YOKE PLATE
6		7127211650	2	CAP SCREW, M12X45-10.9 HEX HEAD
7		7949000235	2	WASHER, 1/2" I.D. FLAT
8		7127292153	6	HHCS M24x70 -10.9 ISO 4017
9		7949000359	6	WASHER, 1" I.D. HARDENED ROUND
10		80011469	1	CAST COUNTERWEIGHT - 24000#

Manitowoc Cranes



Manitowoc Cranes

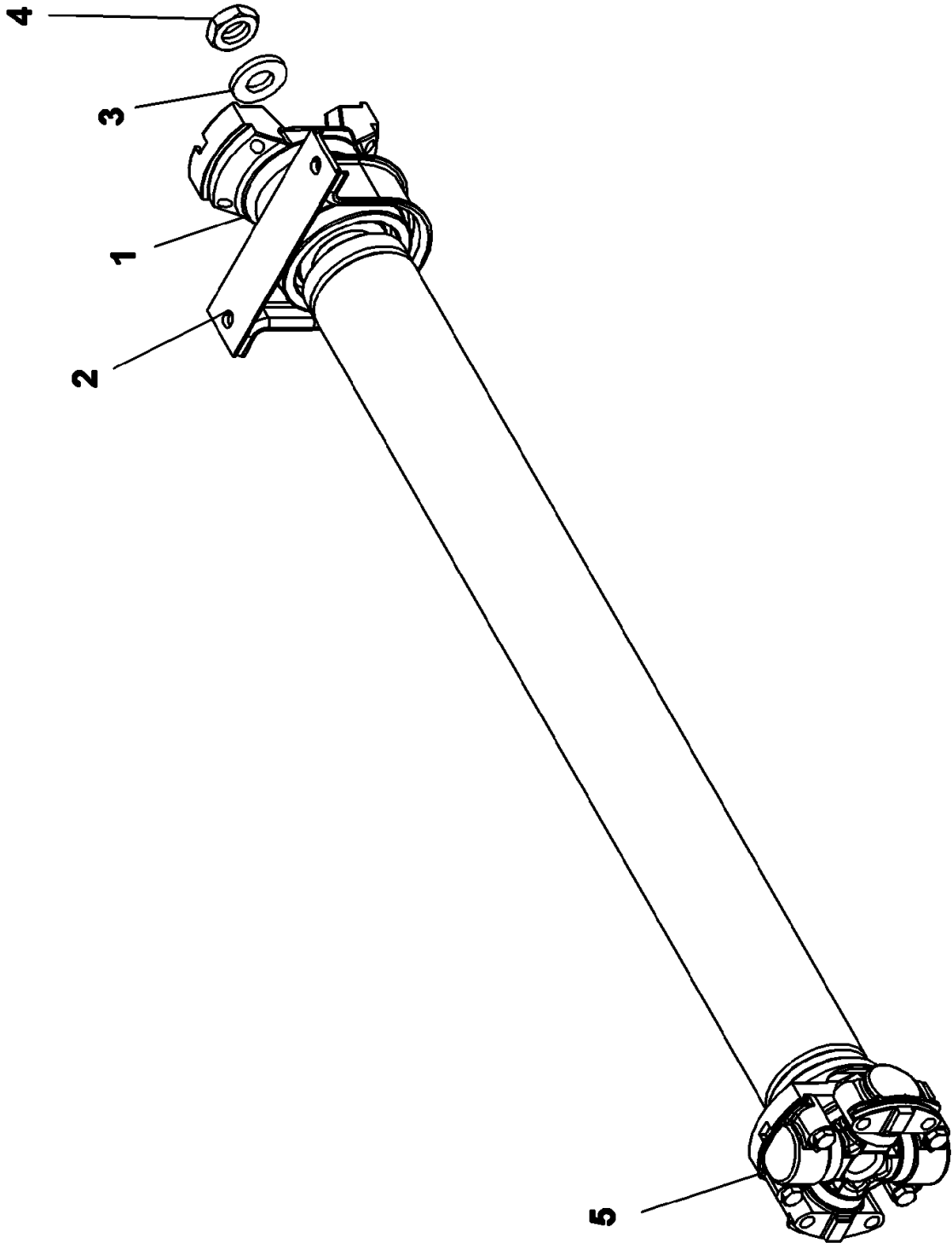
Description
DRIVELINE INSTALLATION

Assembly No.
80034651
 Revision: **A**

Item	FN	Part	Qty	Description
1	+	80000613	1	DRIVE LINE ASSEMBLY WITH CENTER BEARING (COMPLETE ASSEMBLY)
2	+	80000700	2	DRIVELINE ASSEMBLY
4		7115181250	2	CAP SCREW, 1/2" - 13 N.C. X 1 1/2" GRADE 5
5		7108181850	20	CAP SCREW, 1/2" - 20 N.F. X 2 1/4" GRADE 8
6		7660180001	2	NUT, HEX 1/2" - 13 N.C. GRADE 5
7		7949000235	4	WASHER, 1/2" I.D. FLAT
8		7115160750	2	CAP SCREW, 3/8" - 16 N.C. X 7/8" GRADE 5
9		7950160141	2	WASHER, 3/8" PLAIN NARROW
10		7950160050	2	WASHER, LOCK 3/8" I.D.
11		2197110104	1	BRACKET
12		7108181650	4	BOLT, HEX

+ SEE FURTHER BREAKDOWN THIS GROUP

Manitowoc Cranes



Manitowoc Cranes

Description

**DRIVE LINE ASSEMBLY WITH CENTER BEARING
(COMPLETE ASSEMBLY)**

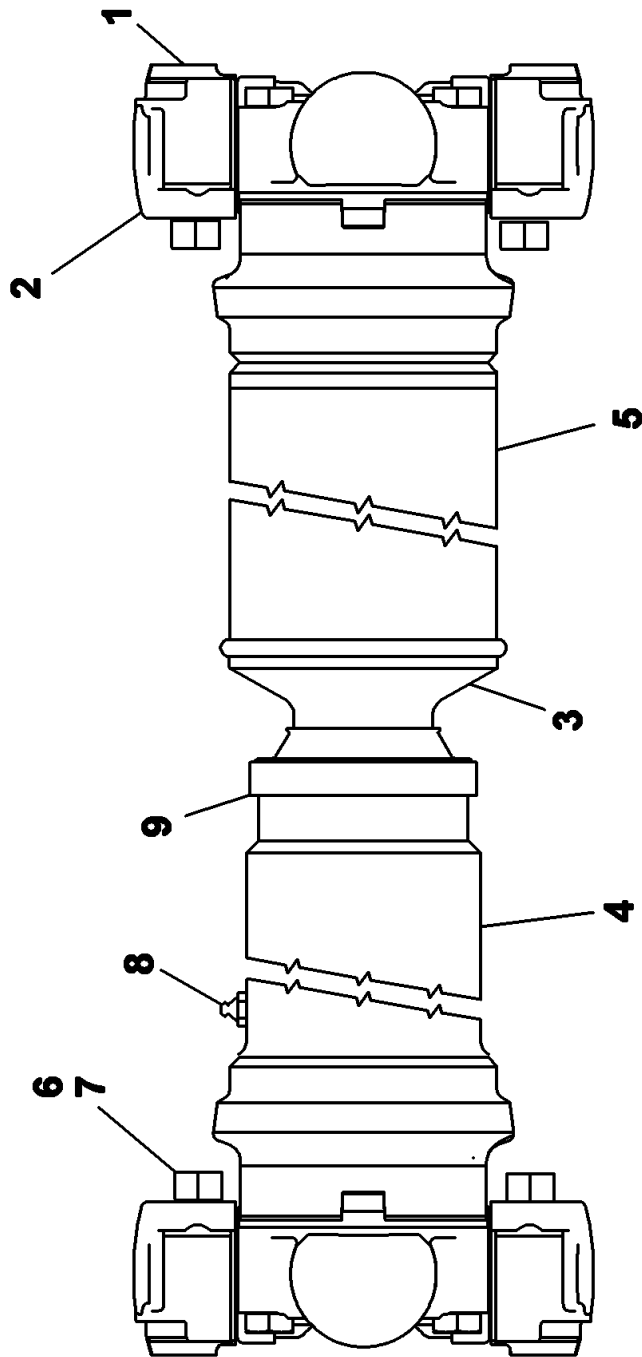
Assembly No.

80000613

Revision:

Item	FN	Part	Qty	Description
1		90012262	1	YOKE ASSY.
2		9364101907	1	BEARING, CENTER
3		9364101903	1	WASHER
4		9364101902	1	LOCKNUT
5		90012588	1	KIT, U-JOINT BRG. W/ HARDWARE
6		NSS	1	TUBE WELDMENT

Manitowoc Cranes



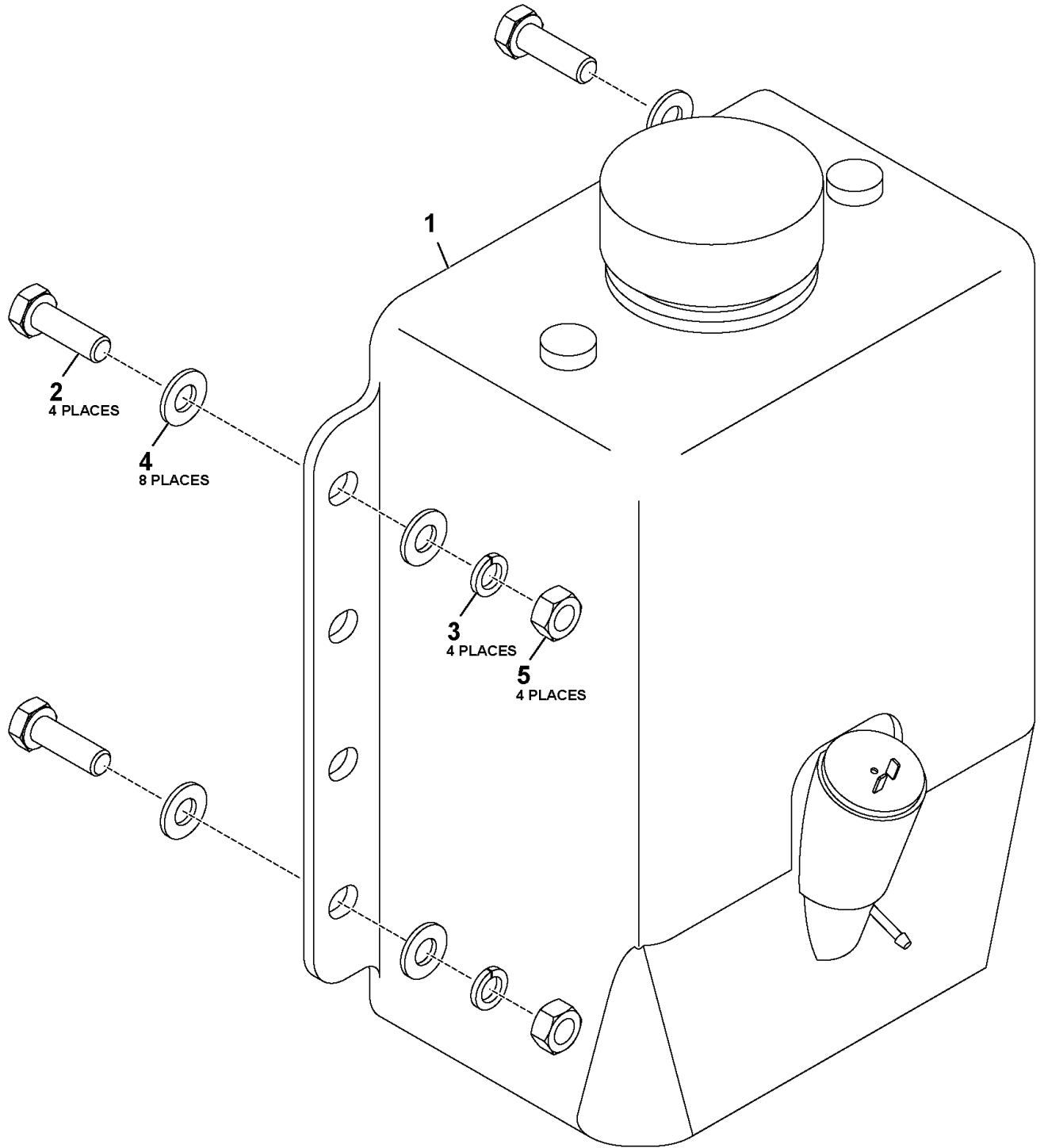
Manitowoc Cranes

Description
DRIVELINE ASSEMBLY

Assembly No.
80000700
 Revision:

Item	FN	Part	Qty	Description
1		90015249	2	U-JOINT ASSY.
2		NSS	1	YOKE, WELD
3		NSS	1	SHAFT, STUB
4		90015250	1	SLIP YOKE ASSY. INCLUDES ITEM 9
5		NSS	1	TUBE
6		90015251	8	LOCKWASHER, 1/2"
7		90015252	8	CAPSCREW, 1/2"
8		90015254	1	FITTING, GREASE
9		90015253	1	CAP, DUST

Manitowoc Cranes



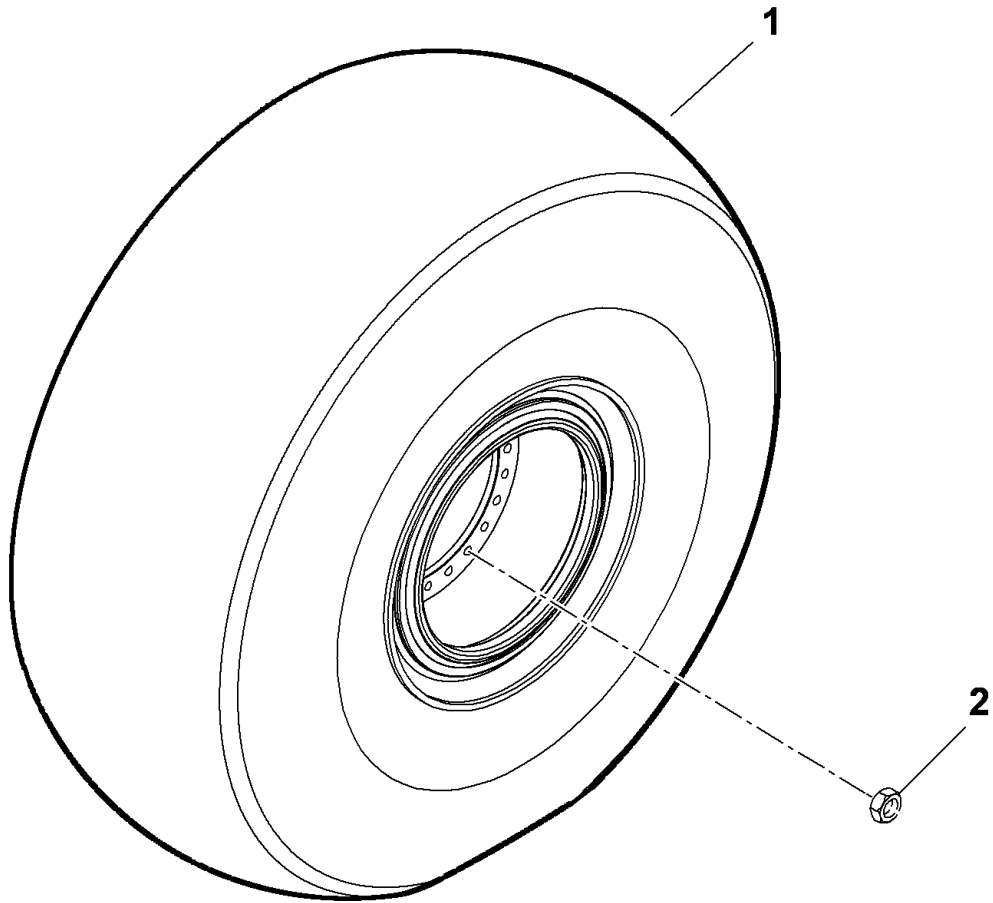
Manitowoc Cranes

Description
WASHER BOTTLE INSTALLATION

Assembly No.
80015469
 Revision: #

Item	FN	Part	Qty	Description
1		7880000879	1	TANK - 4 QUART FLUID INCLUDES THE FOLLOWING PARTS
		9880100091	1	CAP
		9880100092	1	MOTOR 24 VOLT
		9880100093	1	GROMMET
2		7126171253	4	CAP SCREW, M8X25 HEX HEAD
3		7951170210	4	WASHER, LOCK 8MM
4		7951170014	8	WASHER, FLAT #8
5		7661170003	4	NUT

Manitowoc Cranes



Manitowoc Cranes

Description

TIRE AND WHEEL INSTALLATION

Assembly No.

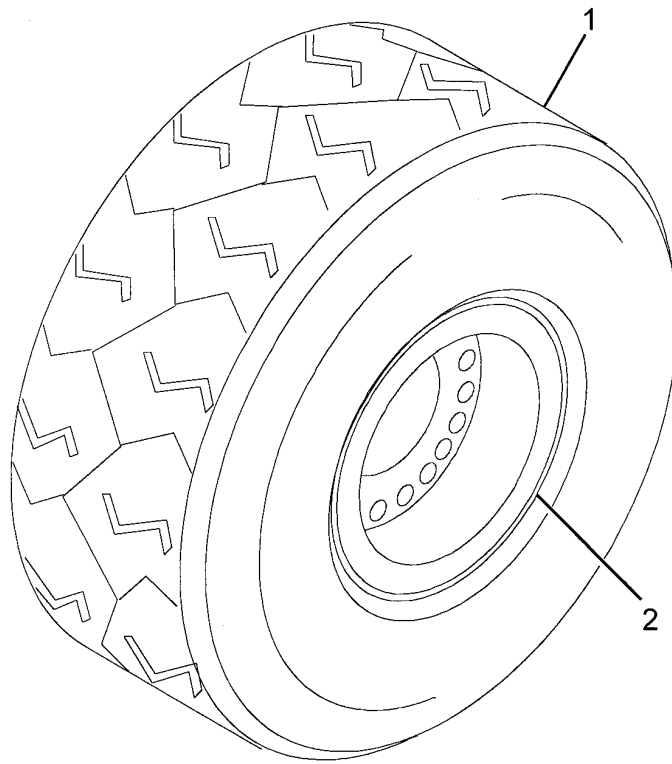
80030167

Revision: #

Item	FN	Part	Qty	Description
1	+	6970100087	4	TIRE AND WHEEL ASSEMBLY
2		80030173	96	WHEEL NUT 3/4-16UNF Flg

+ SEE FURTHER BREAKDOWN THIS GROUP

Manitowoc Cranes



Manitowoc Cranes

Description

TIRE AND WHEEL ASSEMBLY

Assembly No.

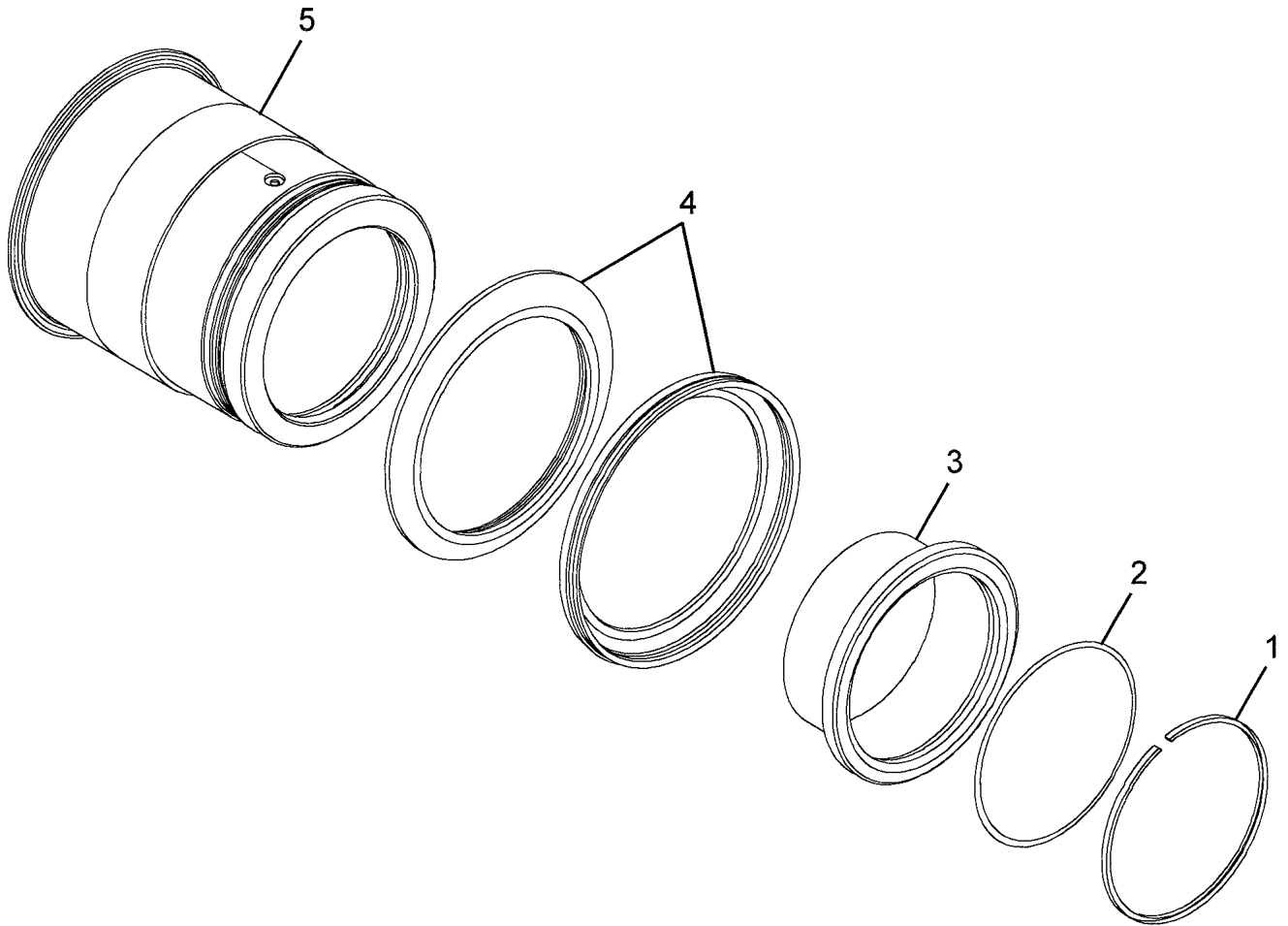
6970100087

Revision: **B**

Item	FN	Part	Qty	Description
1		7900100035	1	TIRE
2	+	7970140702	1	WHEEL ASSEMBLY

+ SEE FURTHER BREAKDOWN THIS GROUP

Manitowoc Cranes



Manitowoc Cranes

Description

WHEEL ASSEMBLY

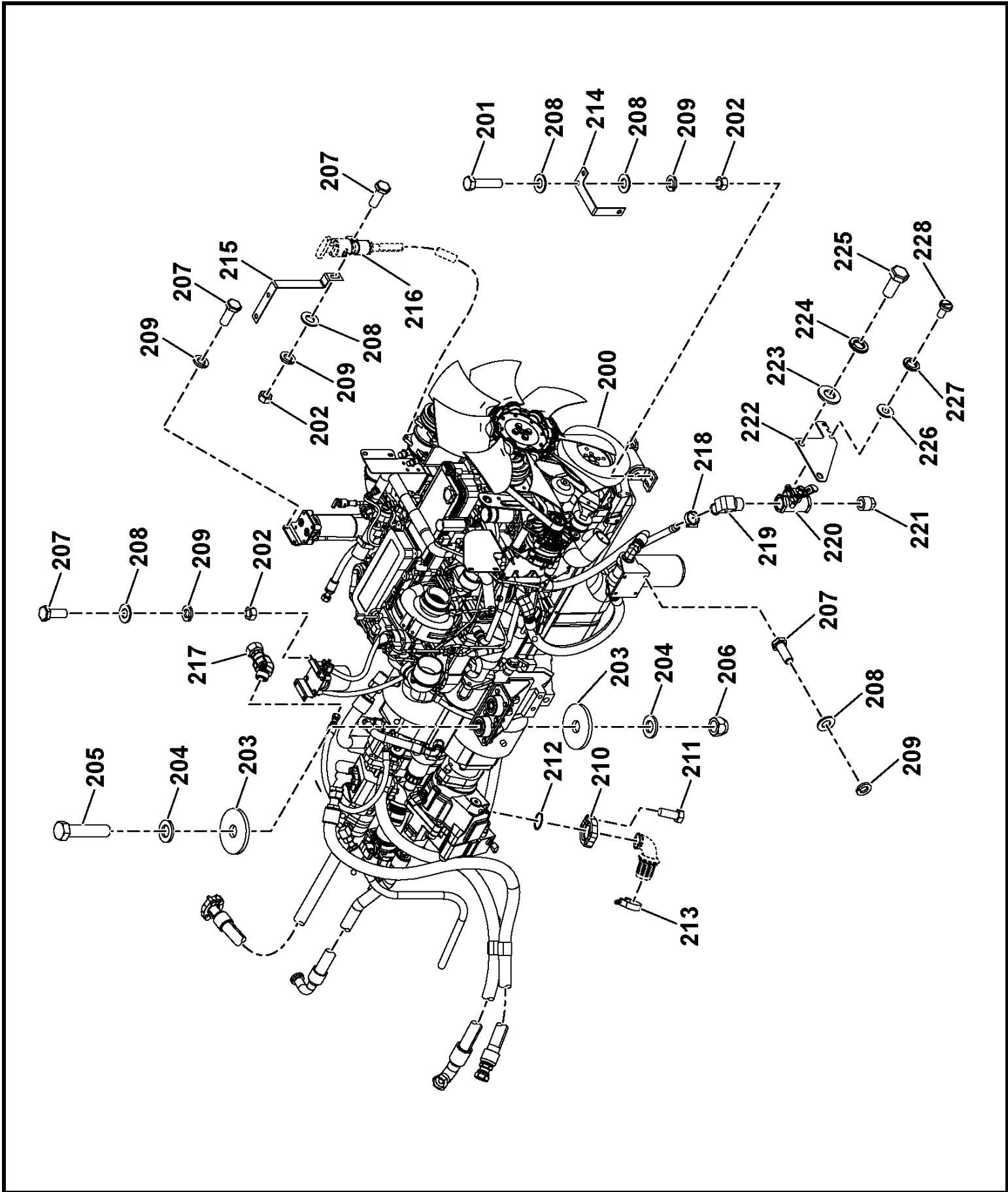
Assembly No.

7970140702

Revision:

Item	FN	Part	Qty	Description
1		9970100190	1	RING, LOCK
2		9970100191	1	O-RING
3		9970100192	1	BAND, BEAD SEAT
4		9970100193	2	FLANGE
5		NSS	1	BASE, RIM

Manitowoc Cranes



80035745

(SHEET 1 OF 1)

Manitowoc Cranes

<u>Description</u> ENGINE INSTALL-CUMMINS QSL-T4				<u>Assembly No.</u> 80035745 Revision: D
Item	FN	Part	Qty	Description
200	+	80035746	1	ENGINE ASSEMBLY-QSL T-4
201		7115161250	4	CAP SCREW, 3/8" - 16 N.C. X 1 1/2" GRADE 5
202		7660160000	9	NUT, HEX 3/8" - 16 N.C.
203		80017459	8	DOCK WASHER
204		7949000236	8	FLAT WASHER, 3/4"
205		7118224450	4	CAP SCREW, 3/4" - 10 N.C. X 5 1/2" GRADE 8
206		7660221603	4	LOCKNUT, HEX 3/4" - 10 N.C. GRADE C
207		7115160850	11	CAP SCREW, 3/8" - 16 N.C. X 1" GRADE 5
208		7950160141	17	WASHER, 3/8" PLAIN NARROW
209		7950160050	15	WASHER, LOCK 3/8" I.D.
210	#	7450000102	2	FLANGE, SPLIT
211		7115181050	4	CAP SCREW, 1/2" - 13 N.C. X 1 1/4" GRADE 5
212		7755225002	1	O-RING
213		7300001112	1	CLAMP, T-BOLT
214		80026375	1	BRACKET-RAD DRAIN
215		80029640	1	BRACKET
216		7300000242	1	CLAMP, TUBING 3/4"
217		7447080846	1	ADAPTER, MALE ORFS 45°
218		7300000013	1	CLAMP, HOSE
219		80027962	1	ELBOW-HOSE TO NPT-90
220		80027961	1	VALVE-SHUT OFF INCLUDES THE FOLLOWING PARTS
		9926113103	1	HANDLE, TEE
221		7444040021	1	PLUG, PIPE 1/2" N.P.T.
222		80028040	1	BRACKET-VALVE MTG

+ SEE FURTHER BREAKDOWN THIS GROUP

SERVICED AS AN ASSEMBLY ONLY

Manitowoc Cranes

Description

ENGINE INSTALL-CUMMINS QSL-T4

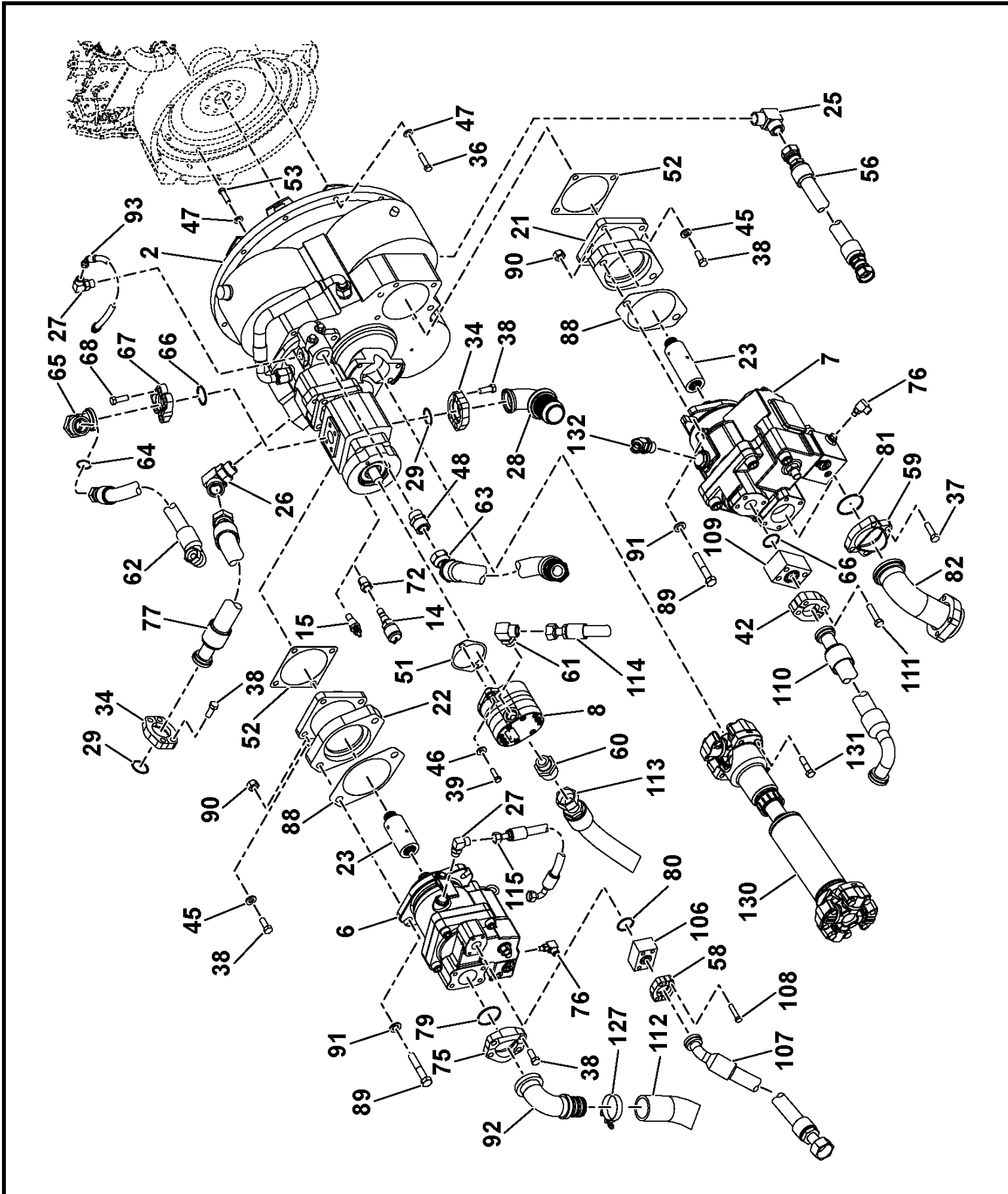
Assembly No.

80035745

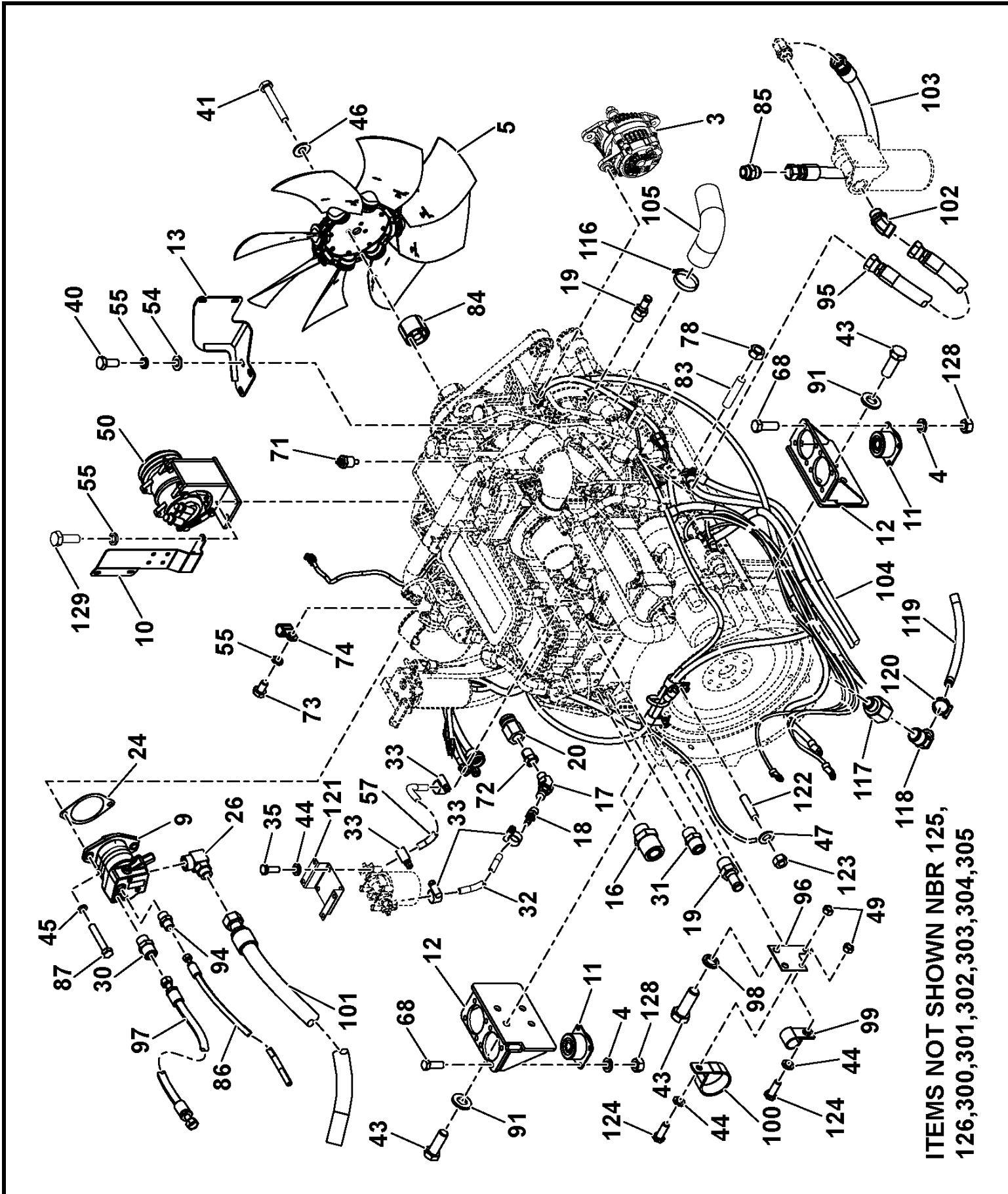
Revision: **D**

Item	FN	Part	Qty	Description
223		7950150141	2	WASHER, FLAT 5/16"
224		7950150050	2	WASHER, LOCK 5/16" I.D.
225		7115150650	2	CAP SCREW, 5/16" - 18 N.C. X 3/4" GRADE 5
226		7950100141	2	WASHER, FLAT, #10
227		7950100050	2	WASHER, LOCK #10
228		7111100311	2	SCREW, MACHINE 3/16" - 24 N.C. X 3/8" GRADE 1

Manitowoc Cranes



Manitowoc Cranes



ITEMS NOT SHOWN NBR 125,
126,300,301,302,303,304,305

Manitowoc Cranes

Description
ENGINE ASSEMBLY-QSL T-4

Assembly No.
80035746
Revision: **B**

Item	FN	Part	Qty	Description
2	+	80007472	1	CONVERTER ASSEMBLY - TORQUE (COMPLETE ASSEMBLY)
3		80027369	1	ALTERNATOR-24V-70A SPOOL MNT
4		7950170050	16	WASHER, LOCK 7/16" I.D.
5		80025243	1	FAN ASSY-MW 30 SUCKER
6	+	80011233	1	PUMP ASSY. PISTON
7	+	80011232	1	PUMP ASSY. PISTON
8	+	80009933	1	PUMP ASSY GEAR D SERIES
9	+	80026711	1	GEAR PUMP WITH PRIORITY FLOW
10		80029477	1	BRACKET-CAC TUBE SUPPORT
11		7638100023	4	MOUNT, FLANGED RUBBER
12		80029025	2	MOUNT
13		80032971	1	BRACKET-SUPPORT
14		7872000720	1	SWITCH, TEMPERATURE
15		7872000723	1	SENDER, TRANSMISSION TEMPERATURE
16		7447121001	1	ADAPTER, STRAIGHT INCLUDES THE FOLLOWING PARTS
		7755018002	1	O-RING
		7755910002	1	O-RING
17		7445060652	1	CONNECTOR
18		7649000062	1	NIPPLE
19		7649100002	2	NIPPLE, 5/8 ID TO 3/4 NPT
20		80026777	1	ADAPTER-HEATER PORT
21		80008262	1	SPACER PUMP-RIGHT HAND
22		80030583	1	SPACER-PUMP-LH
23	+	80014138	2	COUPLER ASSY-SPLINED
24		7794001655	1	GASKET
25		7447161630	1	ELBOW, 90 DEGREE INCLUDES THE FOLLOWING PARTS
		7755021002	1	O-RING
		7755916002	1	O-RING
26		7447201603	2	ELBOW, 90 DEGREE MALE INCLUDES THE FOLLOWING PARTS
		7755025002	1	O-RING
		7755916002	1	O-RING
27		7447080803	2	ELBOW, 90 DEGREE MALE INCLUDES THE FOLLOWING PARTS
		7755014002	1	O-RING

+ SEE FURTHER BREAKDOWN THIS GROUP

Manitowoc Cranes

Description
ENGINE ASSEMBLY-QSL T-4

Assembly No.
80035746
Revision: **B**

Item	FN	Part	Qty	Description
		7755908002	1	O-RING
28		7013000548	1	ADAPTER
29		7755225002	1	O-RING
30		7447101001	1	ADAPTER, STRAIGHT INCLUDES THE FOLLOWING PARTS
		7755016002	1	O-RING
		7755910002	1	O-RING
31		7447080801	1	ADAPTER, STRAIGHT INCLUDES THE FOLLOWING PARTS
		7755014002	1	O-RING
		7755908002	1	O-RING
32		8596902527	2	HOSE, HEATER 3/8 ID X 11/16 OD
33		7300000040	4	CLAMP, HOSE 29/32" I.D.
34	#	7450000102	2	FLANGE, SPLIT
35		7115160850	6	CAP SCREW, 3/8" - 16 N.C. X 1" GRADE 5
36		7115171450	10	CAP SCREW, 7/16" - 14 N.C. X 1 3/4" GRADE 5
37		7115181250	12	CAP SCREW, 1/2" - 13 N.C. X 1 1/2" GRADE 5
38		7115181050	8	CAP SCREW, 1/2" - 13 N.C. X 1 1/4" GRADE 5
39		7115161050	2	CAP SCREW, 3/8" - 16 N.C. X 1 1/4" GRADE 5
40		7126191253	5	CAP SCREW, M10 X 25 HEX HEAD
41		7126192950	4	CAP SCREW, M10X130MM HEX HEAD
42	#	7450000254	2	FLANGE, SPLIT
43		7126241653	8	CAP SCREW, M16 X 45MM HEX HEAD
44		7950160050	6	WASHER, LOCK 3/8" I.D.
45		7949000235	10	WASHER, 1/2" I.D. FLAT
46		7949000263	6	WASHER, HARDENED
47		7949000317	20	7/16 WASHER-HARD WASHER, 7/16" I.D.

SERVICED AS AN ASSEMBLY ONLY

Manitowoc Cranes

Description
ENGINE ASSEMBLY-QSL T-4

Assembly No.
80035746
Revision: **B**

Item	FN	Part	Qty	Description
48		7447161601	1	ADAPTER, STRAIGHT INCLUDES THE FOLLOWING PARTS
		7755021002	1	O-RING
		7755916002	1	O-RING
49		7660160000	2	NUT, HEX 3/8" - 16 N.C.
50	+	80029064	1	AIR COND KIT-CUMM ISL ENG 24V
51		6794000557	1	GASKET
52		6794000128	2	GASKET
53		7108171250	8	CAP SCREW, 7/16"-20 NF X 1 1/2"
54		7951190014	3	FLAT WASHER, 10MM I.D.
55		7951190210	8	LOCK WASHER, 10MM
56		7561603960	1	HOSE ASSY, 1" I.D. HOT OIL
57		8596902527	2	HOSE, HEATER 3/8 ID X 11/16 OD
58	#	7450000201	2	FLANGE, SPLIT
59	#	7450000375	2	FLANGE, SPLIT
60		7447201601	1	ADAPTER, STRAIGHT MALE INCLUDES THE FOLLOWING PARTS
		7755025002	1	O-RING
		7755916002	1	O-RING
61		7447121203	1	ELBOW, 90 DEGREE INCLUDES THE FOLLOWING PARTS
		7755018002	1	O-RING
		7755912002	1	O-RING
62		7561712072	1	1.25 HOSE, HOT OIL, STR-90 ORS
63		80026029	1	1.25 HYD HOSE ASSY
64		7755025002	1	O-RING
65		7013000532	1	ADAPTER
66		7755222002	2	O-RING
67	#	7450000188	2	SPLIT FLANGE HALF, 1 1/4"
68		7115171050	20	CAP SCREW, 7/16" - 14 N.C. X 1 1/4" GRADE 5
71		7486000503	1	SENDER, TEMPERATURE
72		7445080650	2	BUSHING, REDUCER
73		7126191053	1	CAP SCREW, HEX HEAD M10 X 16
74		7300000101	1	CLAMP, TUBING 1/2" I.D.

+ SEE FURTHER BREAKDOWN THIS GROUP

SERVICED AS AN ASSEMBLY ONLY

Manitowoc Cranes

Description
ENGINE ASSEMBLY-QSL T-4

Assembly No.
80035746
Revision: **B**

Item	FN	Part	Qty	Description
75	#	7450000103	2	FLANGE, SPLIT
76		7447060403	2	ELBOW, 90 DEGREE MALE INCLUDES THE FOLLOWING PARTS
		7755012002	1	O-RING
		7755904002	1	O-RING
77		80012483	1	HOSE-1.25 SF TO ORFS
78		7661170003	1	NUT
79		7755228002	1	O-RING, 2"
80		7755219002	1	O-RING
81		7755232002	1	O-RING
82		80011286	1	TUBE ASSY -PISTON PUMP INLET
83		6867171060	1	STUD-M8-1.25 X 50 LG FULL THD
84		7425000606	1	SPACER, FAN
85		7445161643	1	ADAPTER, STRAIGHT INCLUDES THE FOLLOWING PARTS
		7755916002	1	O-RING
86		7555213401	1	HOSE ASSY, 3/8" I.D. X 134" LONG
87		7126212150	2	CAP SCREW, M12 X 70MM HEX HEAD
88		6794000650	2	GASKET
89		7115202850	4	CAP SCREW, 5/8" - 11 N.C. X 3 1/2" GRADE 5
90		7660200000	4	NUT, HEX 5/8" - 11 N.C. GRADE 1
91		7949000617	12	WASHER, 5/8" I.D.
92		7013000342	1	ADAPTER, HOSE
93		7561303631	1	1/2" ID HOSE ASS'Y STR-45
94		7447060801	1	ADAPTER, STRAIGHT MALE INCLUDES THE FOLLOWING PARTS
		7755012002	1	O-RING
		7755908002	1	O-RING
95		7561603060	1	1.00 HOSE-HOT OIL_STR-STR_ORFS
96		80011399	1	PLATE-HOSE CLAMP
97		7555404000	1	HOSE ASSY, 5/8" I.D. X 40" LONG
98		7951240210	2	SPRING WASHER, 16MM I.D.
99		7300100015	1	CLAMP, 7/8" TUBING

SERVICED AS AN ASSEMBLY ONLY

Manitowoc Cranes

<u>Description</u> ENGINE ASSEMBLY-QSL T-4				<u>Assembly No.</u> 80035746 Revision: B
Item	FN	Part	Qty	Description
100		7300000250	1	CLAMP, TUBING 1 3/4"
101		80018251	1	1.50 I.D. SUCTION HOSE ASSY
102		7447161608	1	ELBOW, 45 DEGREE INCLUDES THE FOLLOWING PARTS
		7755021002	1	O-RING
		7755916002	1	O-RING
103		7561602665	1	1.00 HOSE-HOT OIL_STR-STR_JIC
104	+	80027766	1	ESI - ENGINE RT9150E4
105		8596910250	1	HOSE, HEATER 5/8" I.D. - 60.00" (QUANTITY IN FEET)
106		80018346	1	CHECK VALVE 1.00 S/F CODE 61 INCLUDES THE FOLLOWING PARTS
		7755219002	1	O-RING
107		80010808	1	1.00 HYD HOSE ASSY
108		7115162250	4	CAP SCREW, 3/8" - 16 N.C. X 2 3/4" GRADE 5
109		80018347	1	CHECK VALVE 1.25 S/F CODE 62 INCLUDES THE FOLLOWING PARTS
		7755219002	1	O-RING
110		7565305463	1	1 1/4 HYD HOSE STR SF X 90 SF
111		7115183050	4	CAP SCREW, 1/2" - 13 N.C. X 3 3/4" GRADE 5
112		7566404600	1	HOSE ASSY 2.50 ID
113		80010817	1	1.25 HYD HOSE ASSY
114		7555506560	1	3/4 HOSE ASSY STR X STR ORFS
115		7555302401	1	1/2" I.D. HYDR HOSE ASSY STR-9
116		7300000035	1	CLAMP, HOSE 1 13/16" TO 2 3/4"
117		80027960	1	ADAPTER-METRIC TO NPT
118		80027963	1	ELBOW-HOSE TO NPT-45
119		8596902528	2	HOSE, 5/8" I.D. (QUANTITY IN FEET)
120		7300000013	1	CLAMP, HOSE
121		80029433	1	BRACKET-WF MTG
122		6865172668	2	STUD-7/16 NC X 3.25 LG GR 8

+ SEE FURTHER BREAKDOWN THIS GROUP

Manitowoc Cranes

Description
ENGINE ASSEMBLY-QSL T-4

Assembly No.
80035746
 Revision: **B**

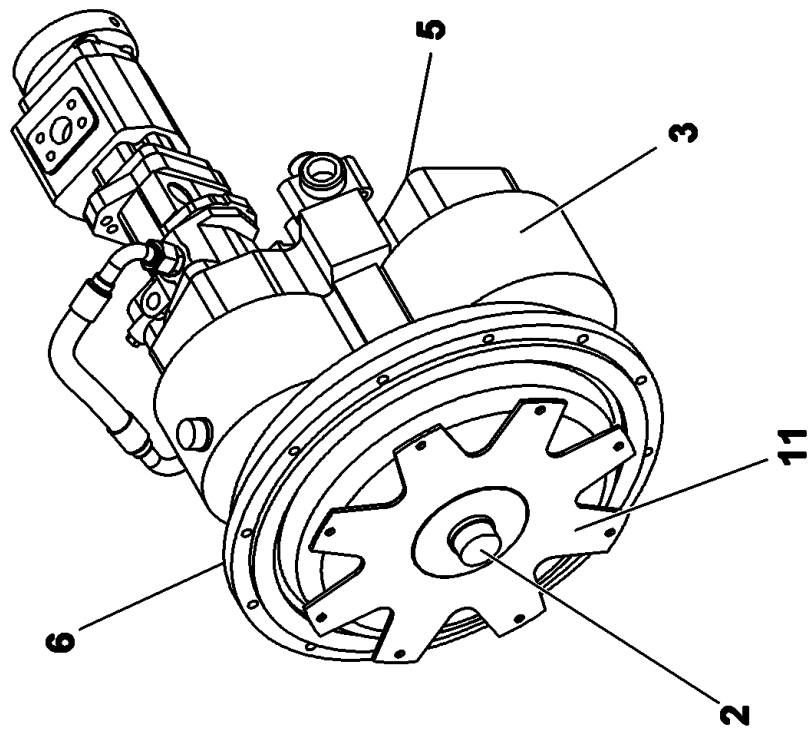
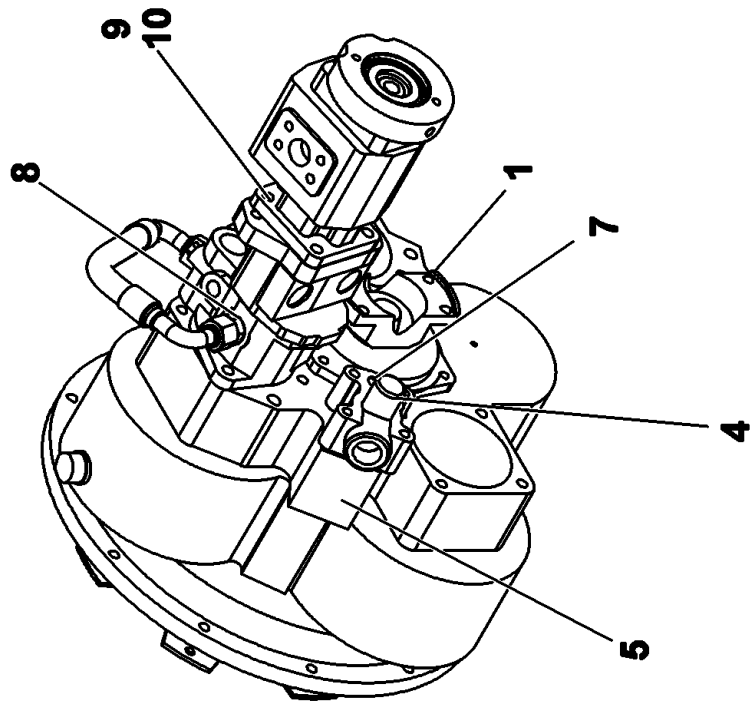
Item	FN	Part	Qty	Description
123		7660170008	2	NUT, HEX 7/16" - 14 N.C. GRADE 8
124		7115160850	4	CAP SCREW, 3/8" - 16 N.C. X 1" GRADE 5
125		7126241453	2	CAP SCREW, M16 X 35MM HEX HEAD
126		7300100014	1	CLAMP, 5/8" TUBING
127		7300001046	1	CLAMP, T-BOLT
128		7660170000	16	NUT, HEX 7/16" - 14 N.C.
129		7126191353	2	CAP SCREW, M10 X 30MM HEX HEAD
130	+	80000664	1	DRIVELINE ASSEMBLY
131		7108181650	4	BOLT, HEX
132		7447121208	1	ELBOW, 45 DEGREE MALE INCLUDES THE FOLLOWING PARTS
		7755018002	1	O-RING
		7755912002	1	O-RING
300		90019893	1	FILTER, OIL
301		9414101309	1	ELEMENT, WATER
302		9414101769	1	FILTER, FUEL
303		9414101770	1	FILTER, FUEL
304		90020544	1	BELT, DRIVE

+ SEE FURTHER BREAKDOWN THIS GROUP

Manitowoc Cranes

Notes

Manitowoc Cranes



Manitowoc Cranes

Description

CONVERTER ASSEMBLY - TORQUE (COMPLETE ASSEMBLY)

Assembly No.

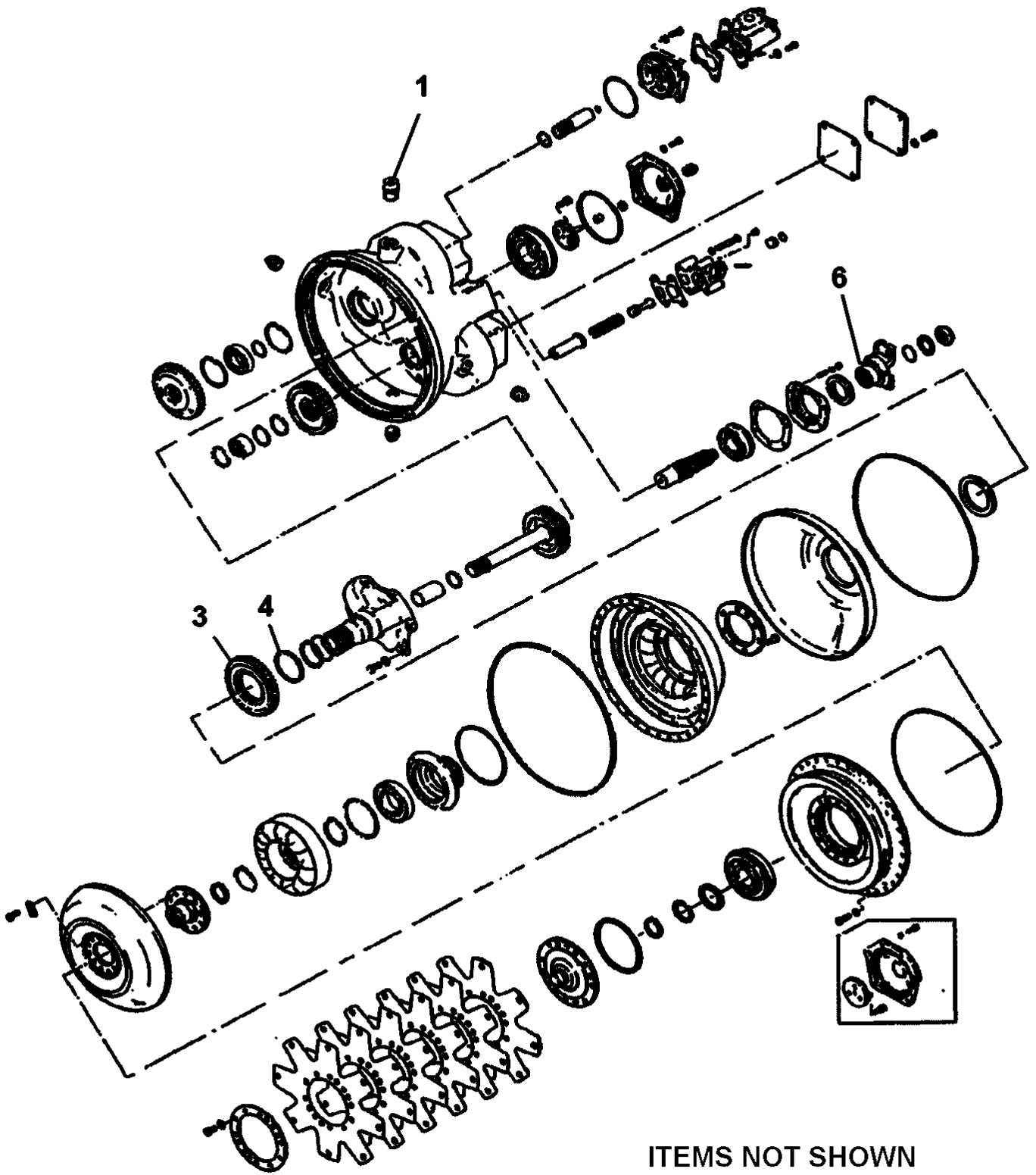
80007472

Revision:

Item	FN	Part	Qty	Description
1	+	90015429	1	GEAR HUB & OUTPUT FLANGE GROUP
2	+	90015430	1	IMPELLER HUB & WHEEL GROUP
3	+	90015431	1	STATOR SUPP.& OIL BAFFLE GROUP
4	+	90015432	1	SPEED SENSOR BUSHING GROUP
5	+	90015433	1	TURBINE SHAFT GROUP
6	+	90015434	1	PUMP DRIVE GROUP
7	+	90015435	1	PRESS. REGULATING VALVE GROUP
8	+	90015436	1	REG.VALVE/CHG.PUMP DRIVE GROUP
9	+	90015437	1	CHARGE PUMP & REG. VALVE GROUP
10	+	90015438	1	REGULATOR VALVE GROUP
11	+	9356100767	1	DRIVE PLATE GROUP

+ SEE FURTHER BREAKDOWN THIS GROUP

Manitowoc Cranes



ITEMS NOT SHOWN
NBR 7 SLEEVE

Manitowoc Cranes

Description

GEAR HUB & OUTPUT FLANGE GROUP

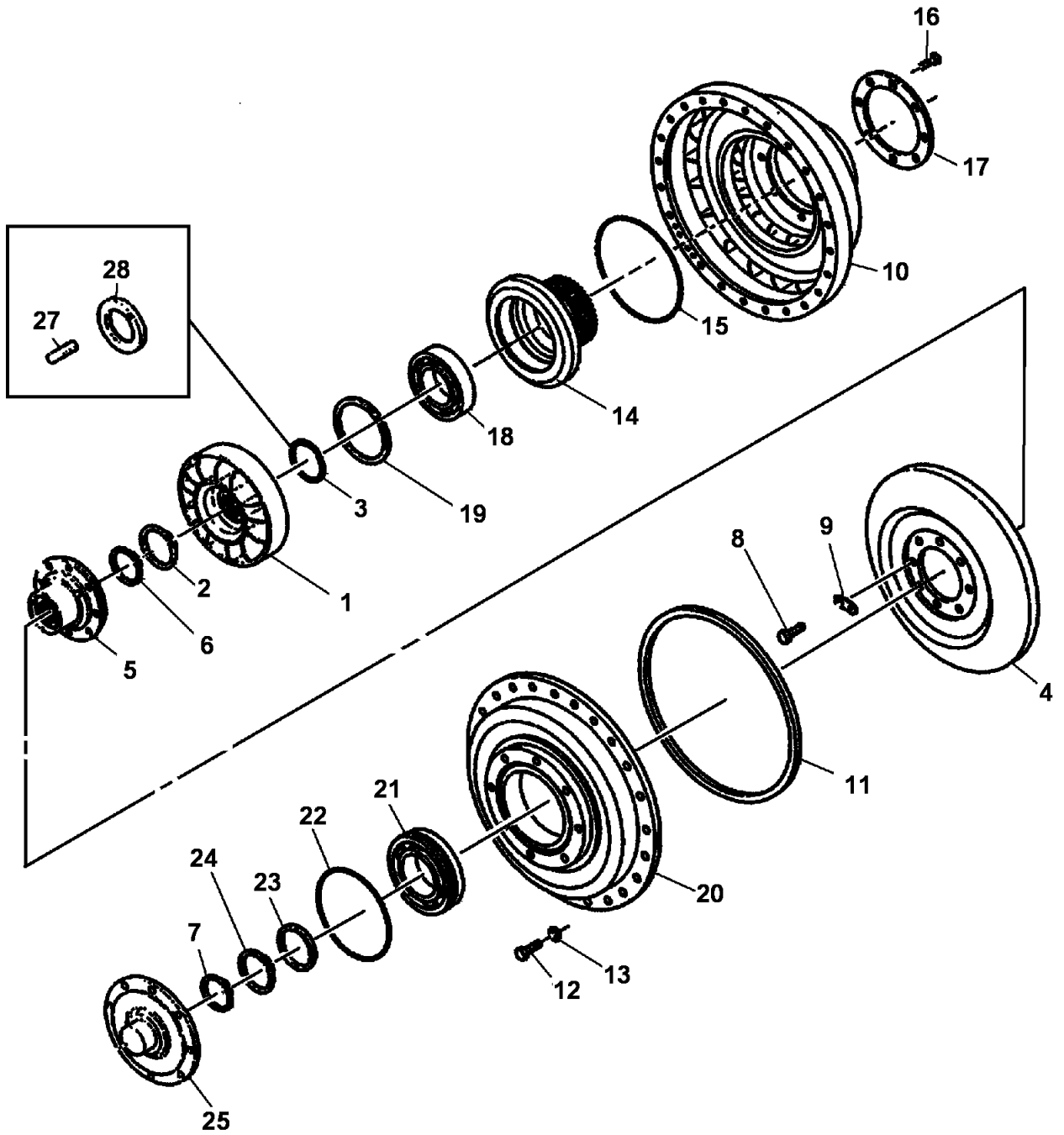
Assembly No.

90015429

Revision:

Item	FN	Part	Qty	Description
1		7304000063	1	BREATHER, CHECK VALVE
3		9904103712	1	GEAR, 43T
4		9904101215	1	RING, RETAINING
6		9904103677	1	FLANGE
7		9904103812	2	SLEEVE ITEM NOT SHOWN

Manitowoc Cranes



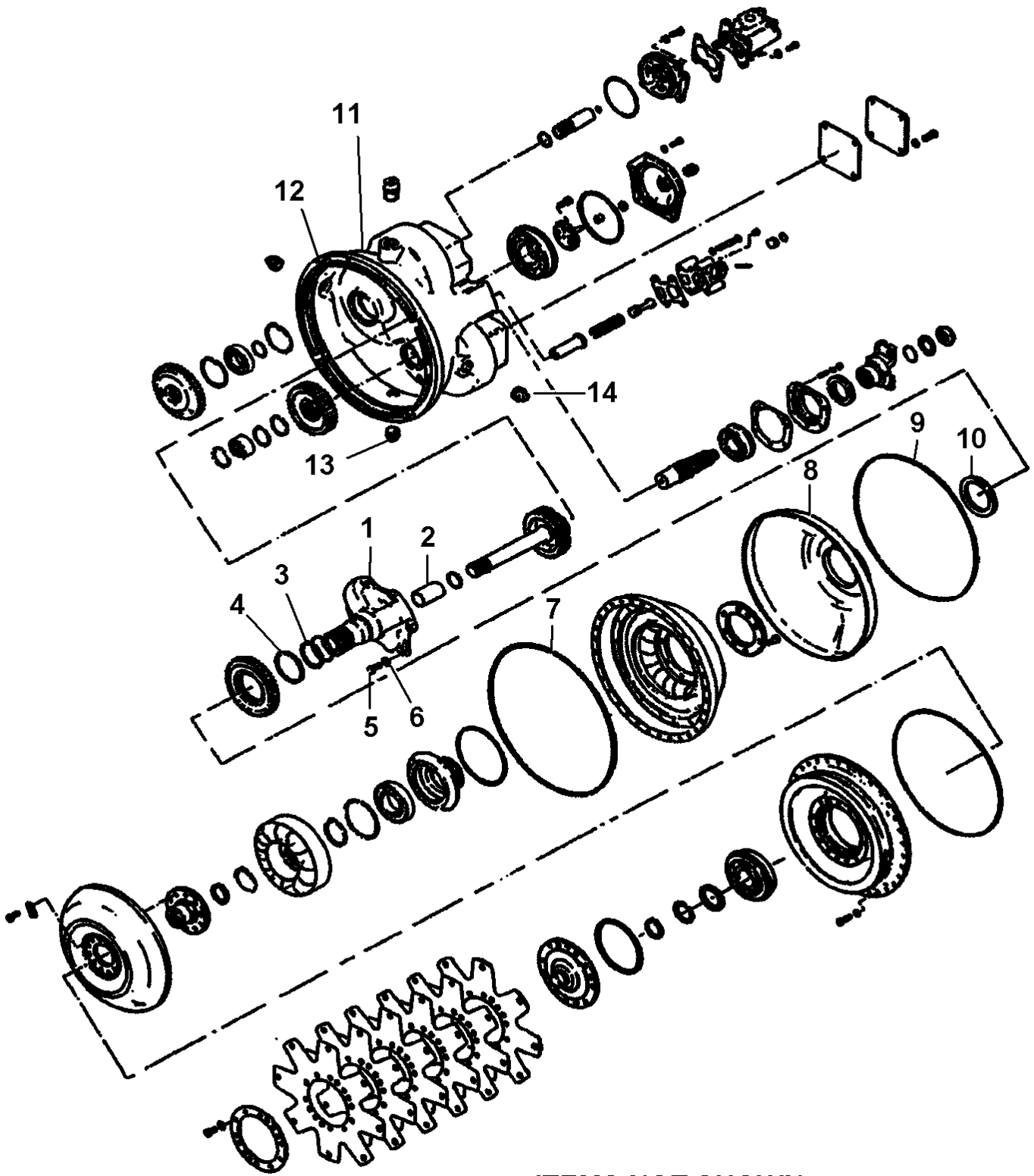
Manitowoc Cranes

Description
IMPELLER HUB & WHEEL GROUP

Assembly No.
90015430
 Revision:

Item	FN	Part	Qty	Description
1		9356100755	1	REACTOR MEMBER
2		9904107742	1	RING, SNAP
3		9904103718	1	SPACER
4		9356100753	1	TURBINE
5		9356100754	1	HUB
6		9356100229	1	RING, SNAP
7		9904104004	1	RING, SNAP
8		90015423	10	CAPSCREW
9		9356100219	5	TAB, LOCK
10		9356100250	1	IMPELLER
11		9356100259	1	O-RING
12		9904103755	32	SCREW,
13		7950170050	32	WASHER, LOCK 7/16" I.D.
14		9356100249	1	HUB, IMPELLER
15		9904103722	1	O-RING
16		9356100650	8	SCREW,
17		9356100328	1	RING, BACKING
18		9356100223	1	BEARING
19		9904103719	1	RING, SNAP
20		90015425	1	COVER, IMPELLER
21		9904103686	1	BEARING
22		9356100226	1	O-RING
23		9356100225	1	SPACER
24		9904107742	1	RING, SNAP
25		9356100595	1	CAP, RETAINER

Manitowoc Cranes



ITEMS NOT SHOWN
NBR 15, PLUG

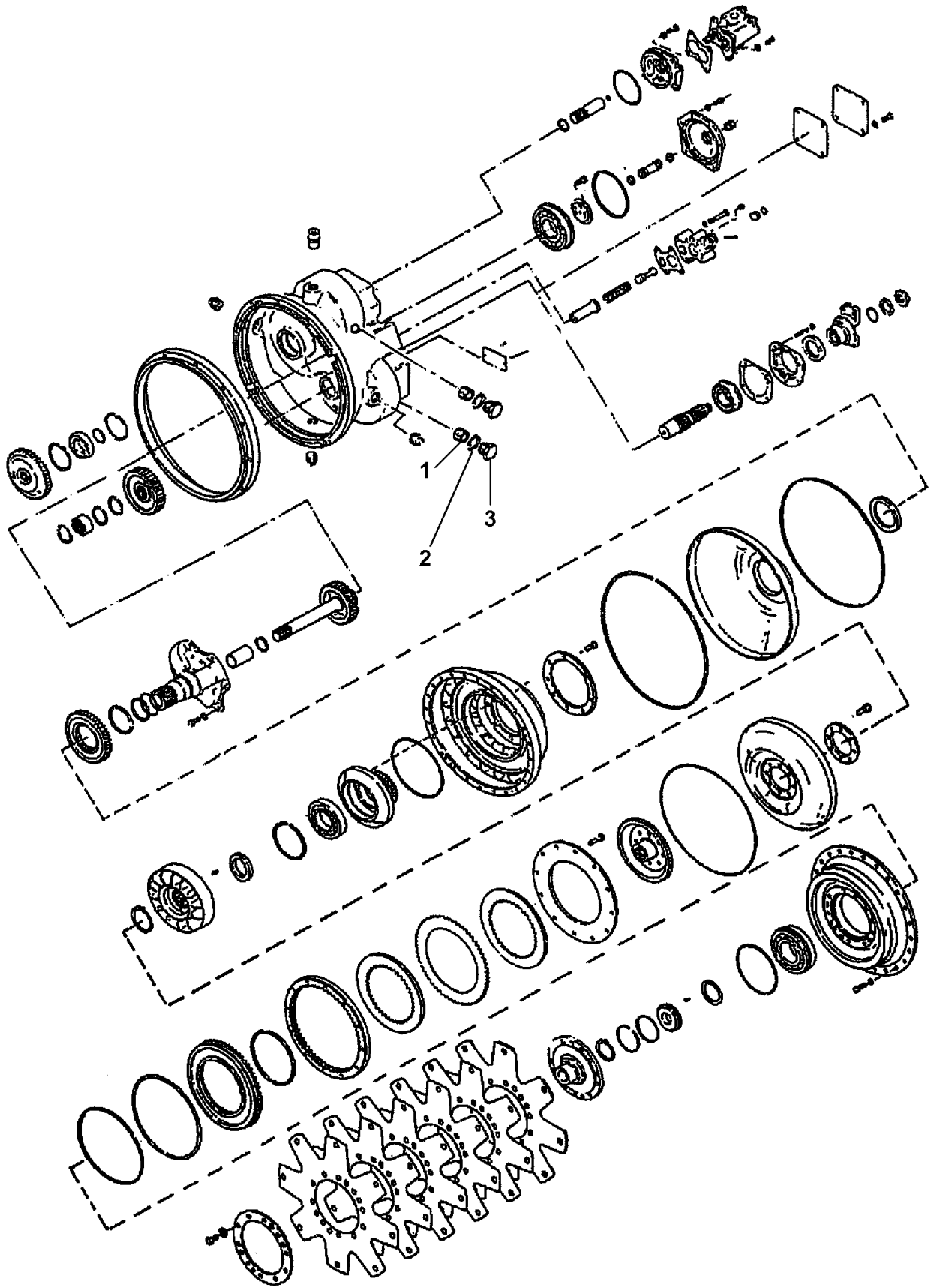
Manitowoc Cranes

Description
STATOR SUPP.& OIL BAFFLE GROUP

Assembly No.
90015431
 Revision:

Item	FN	Part	Qty	Description
1		9356100232	1	STATOR SUPPORT & SLEEVE ASSY INCLUDES ITEM 1
2		9904103708	1	SLEEVE
4		9904103710	1	RING, PISTON
5		7115181050	6	CAP SCREW, 1/2" - 13 N.C. X 1 1/4" GRADE 5
6		7950180050	6	WASHER, LOCK 1/2" I.D.
7		9904103723	1	RING, RETAINER
8		9904103727	1	BAFFLE, OIL
9		9904103728	1	RING, SEAL
10		9904109139	1	SEAL,OIL
11		9356100235	1	HOUSING, CONVERTER
12		9904102361	2	PLUG
13		9904102361	1	PLUG
14		9904102361	1	PLUG
15		9904101102	1	PLUG ITEM NOT SHOWN

Manitowoc Cranes



Manitowoc Cranes

Description

SPEED SENSOR BUSHING GROUP

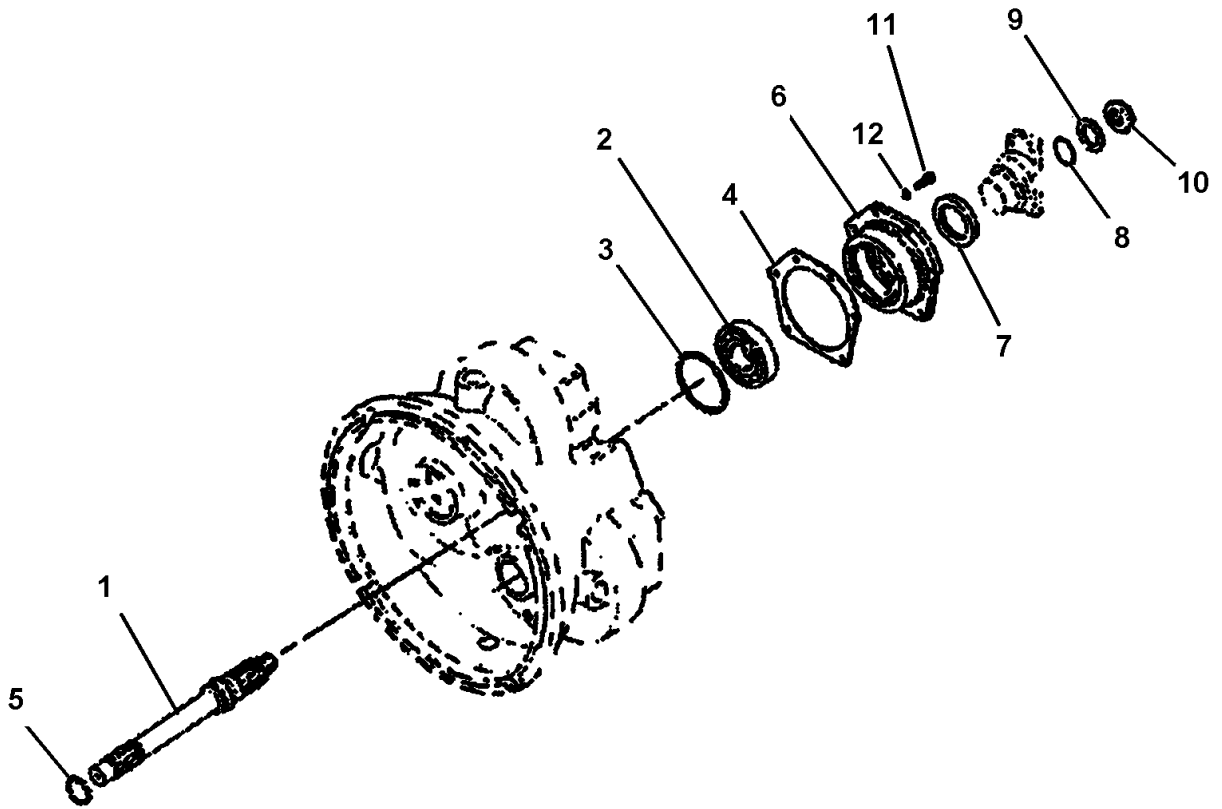
Assembly No.

90015432

Revision:

Item	FN	Part	Qty	Description
1		9356100305	1	BUSHING
2		9356100351	1	O-RING
3		9356100306	1	PLUG

Manitowoc Cranes



Manitowoc Cranes

Description

TURBINE SHAFT GROUP

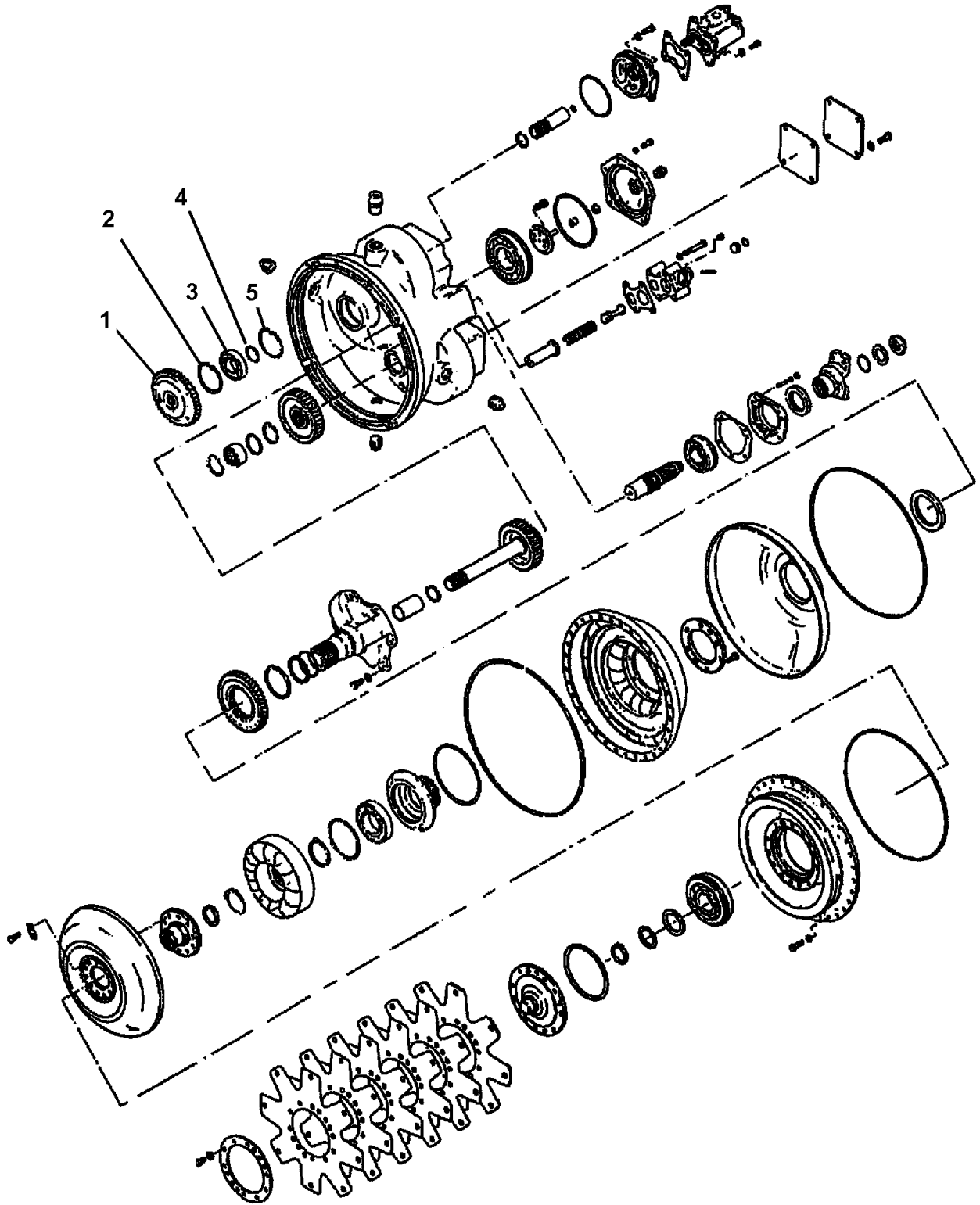
Assembly No.

90015433

Revision:

Item	FN	Part	Qty	Description
1		9356100752	1	SHAFT, TURBINE
2		9356100748	1	BEARING
3		9904101209	1	RING, RETAINING
4		9356100749	1	GASKET
5		9904103707	1	RING, PISTON
6		9356100750	1	CAP, BEARING
7		9904103701	1	SEAL,OIL
8		7755325000	1	O-RING
9		9904100983	1	WASHER
10		9904102383	1	NUT
11		7115161050	6	CAP SCREW, 3/8" - 16 N.C. X 1 1/4" GRADE 5
12		7950160050	6	WASHER, LOCK 3/8" I.D.

Manitowoc Cranes



Manitowoc Cranes

Description

PUMP DRIVE GROUP

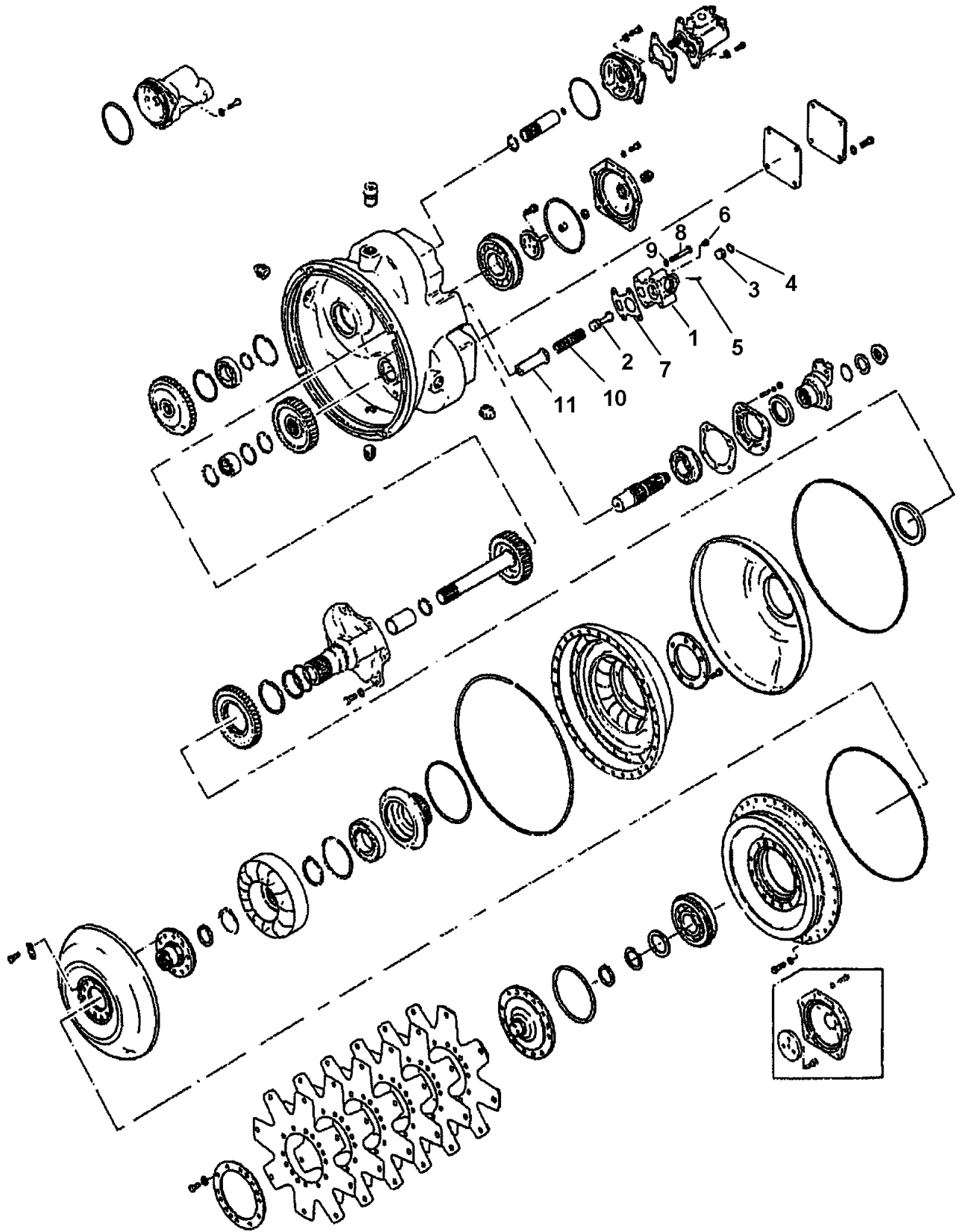
Assembly No.

90015434

Revision:

Item	FN	Part	Qty	Description
1		9904103681	1	GEAR, 41T PUMP DRIVE
2		9904107743	1	RING
3		90014202	1	BEARING
4		9904101207	1	RING, RETAINING
5		9904107743	1	RING

Manitowoc Cranes



Manitowoc Cranes

Description

PRESS. REGULATING VALVE GROUP

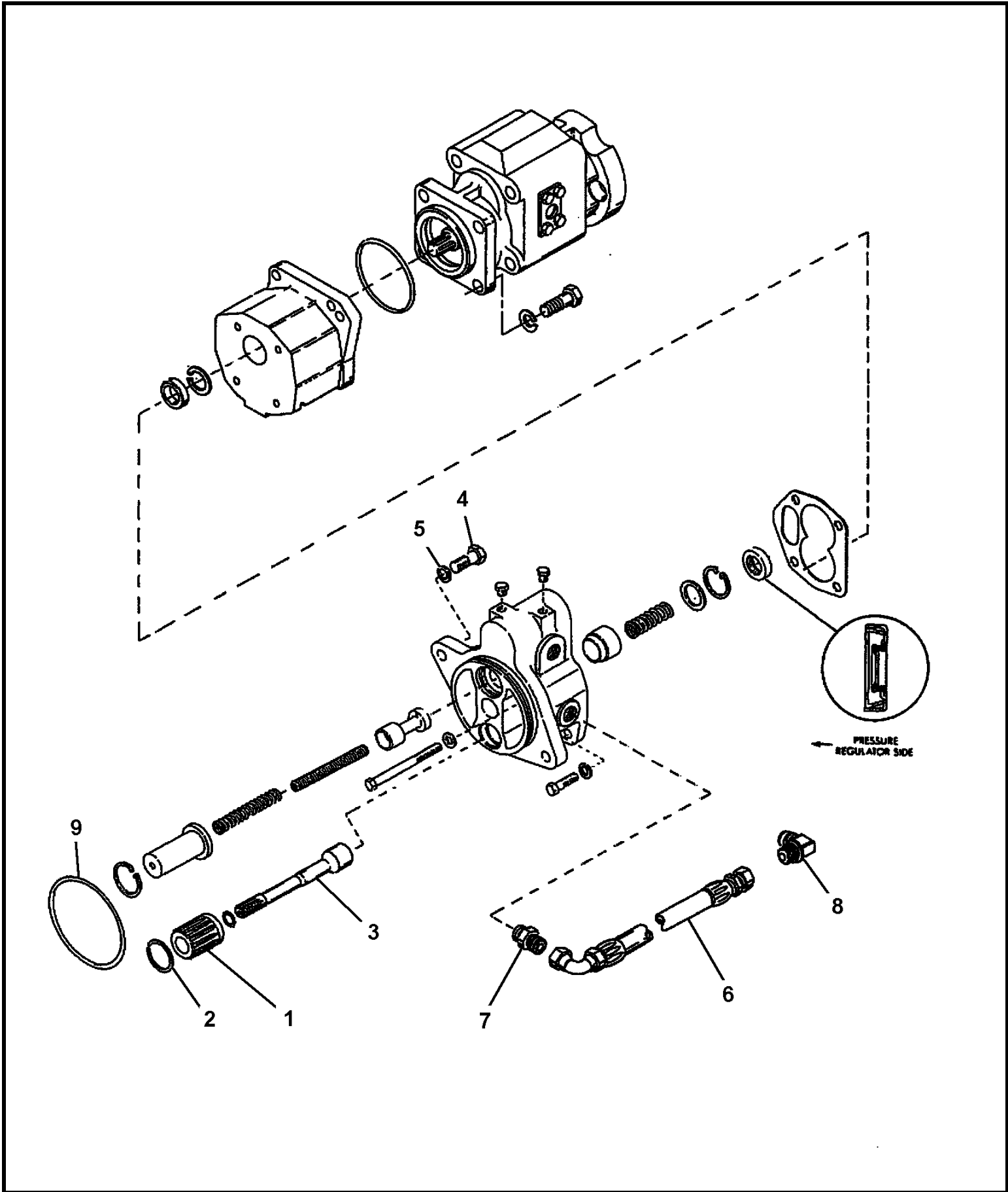
Assembly No.

90015435

Revision:

Item	FN	Part	Qty	Description
1		9356100643	1	VALVE ASSY, REGULATOR INCLUDES ITEMS 2 THRU 6
2		9904103693	1	PISTON
3		9904101103	1	STOP
4		9904103699	1	O-RING
5		9904103696	1	PIN
6		90015426	1	PLUG
6		9904101102	1	PLUG
7		9904103694	1	GASKET
8		9904103697	4	SCREW,
9		7950170050	4	WASHER, LOCK 7/16" I.D.
10		9904103692	1	SPRING
11		9904103691	1	RETAINER

Manitowoc Cranes



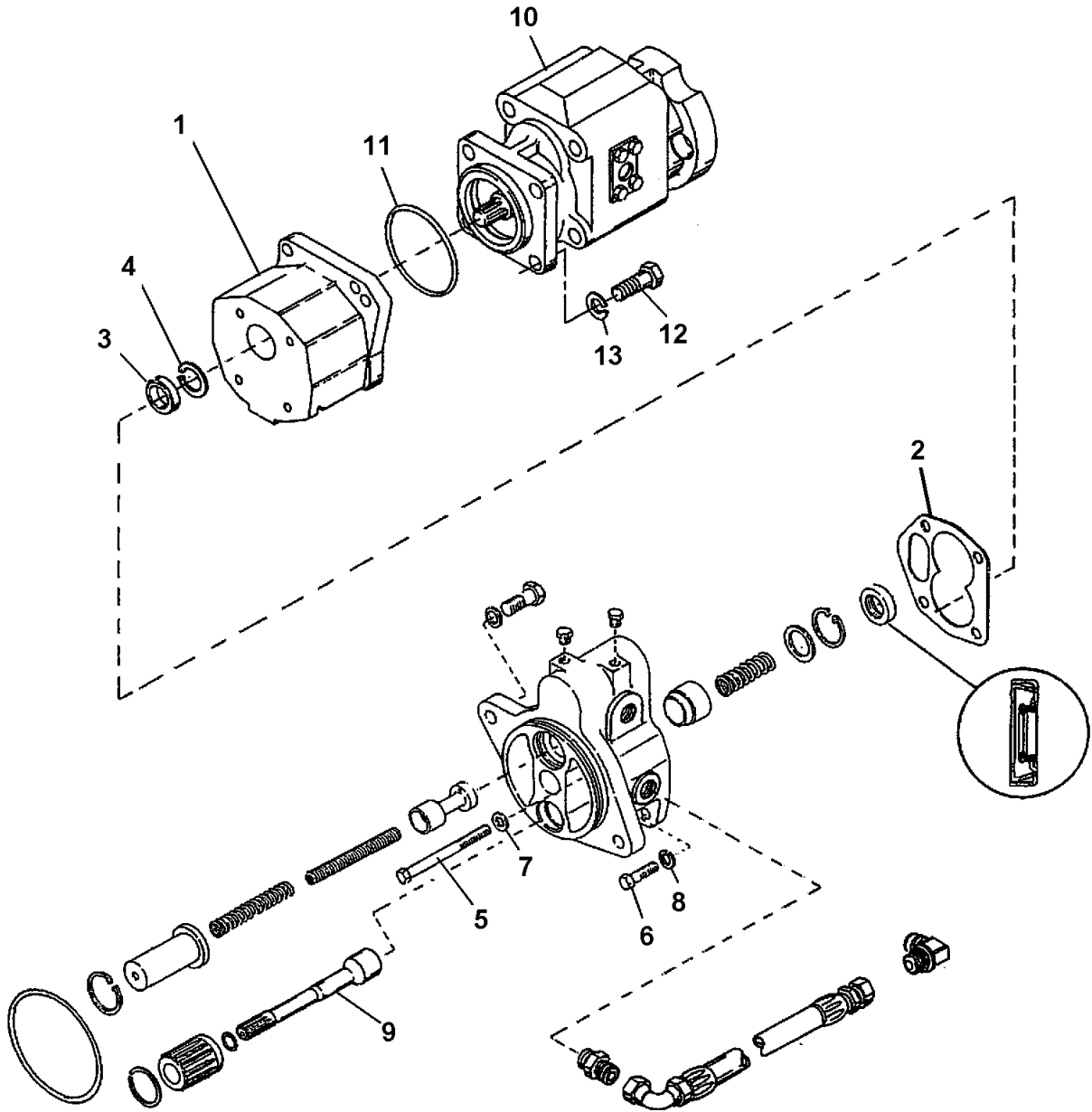
Manitowoc Cranes

Description
REG.VALVE/CHG.PUMP DRIVE GROUP

Assembly No.
90015436
Revision:

Item	FN	Part	Qty	Description
1		9356100236	1	SLEEVE ASSY - PUMP DRIVE INCLUDES ITEMS 2 AND 3
2		9904103785	1	RING, SNAP
3		9904101077	1	RING, SNAP
4		9049106146	2	CAPSCREW
5		9049101377	2	LOCKWASHER
6		9356100333	1	HOSE ASSY, USE AS REQUIRED
7		9356100334	1	CONNECTOR
8		9904108023	1	ELBOW
9		9904103783	1	O-RING

Manitowoc Cranes



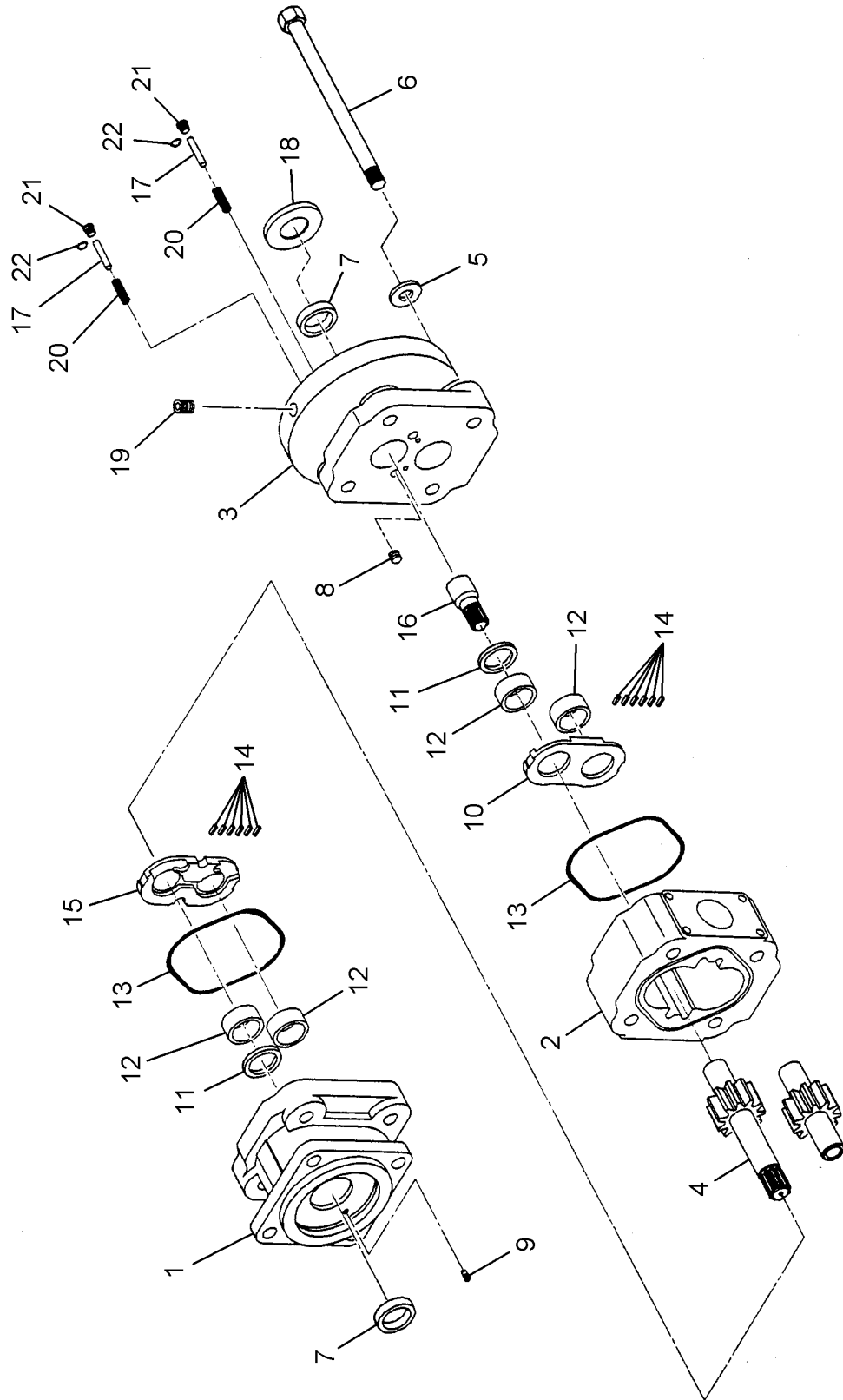
Manitowoc Cranes

Description
CHARGE PUMP & REG. VALVE GROUP

Assembly No.
90015437
 Revision:

Item	FN	Part	Qty	Description
1		9356100303	1	ADAPTER
2		90015427	1	GASKET
3		9356100304	1	RING, PILOT
4		9904107745	1	RING, RETAINER
5		9356100286	2	CAPSCREW
6		7115161050	2	CAP SCREW, 3/8" - 16 N.C. X 1 1/4" GRADE 5
7		7950160050	2	WASHER, LOCK 3/8" I.D.
8		7950160050	2	WASHER, LOCK 3/8" I.D.
9		9356100299	1	SHAFT ASSY. DRIVE
10		9904108054	1	PUMP ASSY. CHARGING
11		9904106024	1	O-RING
12		9049106146	4	CAPSCREW
13		7950180050	4	WASHER, LOCK 1/2" I.D.

Manitowoc Cranes



Manitowoc Cranes

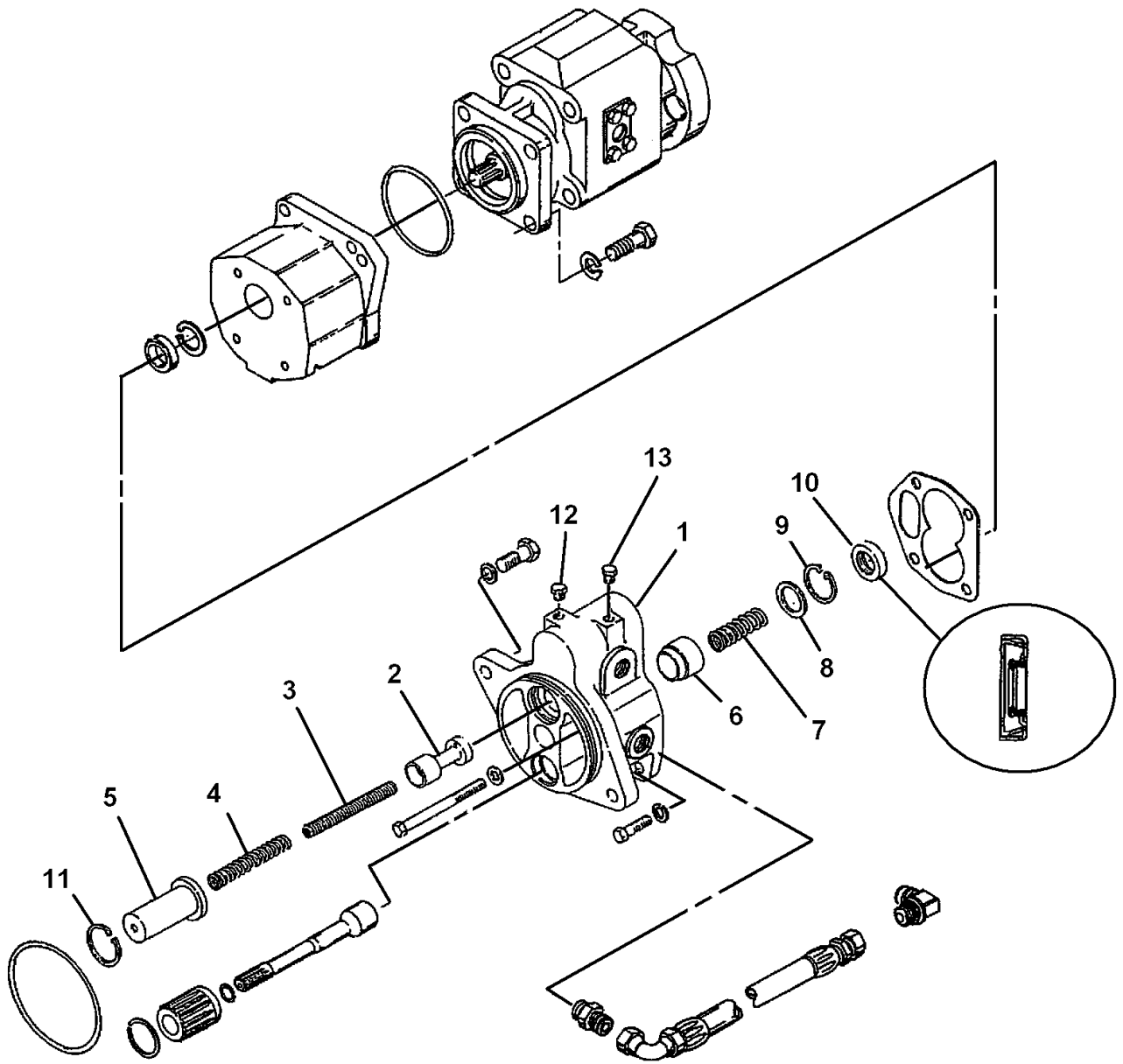
Description
PUMP ASSY. CHARGING

Assembly No.
9904108054
 Revision:

Item	FN	Part	Qty	Description
1		9722103790	1	HOUSING
2		9722103791	1	HOUSING
3		9722100614	1	HOUSING, GEAR
4		9722103792	1	SHAFT
5		9722100046	4	WASHER,
6		9904108067	4	CAP SCREW,
7	*	9722103685	2	SEAL, LIP
8		9722100372	1	PLUG
9		9722103794	1	VALVE
10		9722103795	1	PLATE
11	*	9632100200	2	SEAL, RING
12		9722100029	4	BEARING
13	*	9722103796	2	SEAL
14	*	9722100050	12	SEAL, POCKET
15		9722103797	1	PLATE
16		9722103669	1	SHAFT, CONNECTING
17		9722103798	2	PIN
18		9722103564	1	PLATE
19		9722100974	1	PLUG
20		9722103799	2	SPRING
21		9926103577	2	PLUG
				INCLUDES THE FOLLOWING PARTS
		7755904002	1	O-RING
22	*	9926105987	2	O-RING
23	*	9752101173	0	KIT, SEAL

* REPAIR KIT AND/OR PART OF KIT

Manitowoc Cranes



Manitowoc Cranes

Description

REGULATOR VALVE GROUP

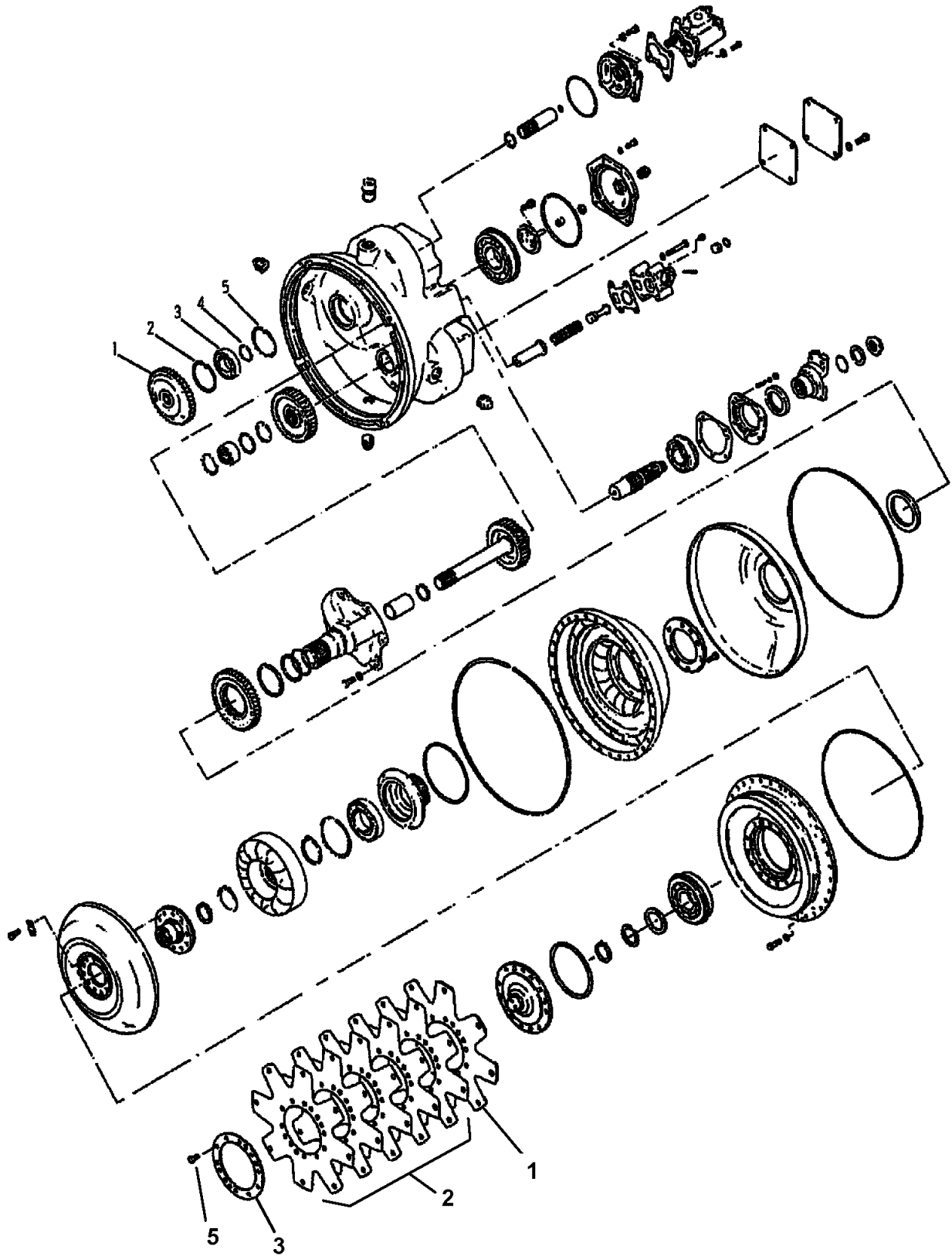
Assembly No.

90015438

Revision:

Item	FN	Part	Qty	Description
1		NSS	1	
2		9356100279	1	SPOOL, REGULATOR VALVE
3		9904107170	1	SPRING
4		9904107169	1	SPRING
5		9356100276	1	CUP, RETAINER
6		9904108022	1	PISTON SPOOL
7		9356100282	1	SPRING
8		9356100283	1	RETAINER, SPRING
9		9904107745	1	RING, RETAINER
11		9904106408	1	RING, RETAINING
12		9904106258	1	PLUG
13		9904106258	1	PLUG
15		9904108021	1	VALVE ASSEMBLY INCLUDES ITEMS 2 THRU 13

Manitowoc Cranes



Manitowoc Cranes

Description
DRIVE PLATE GROUP

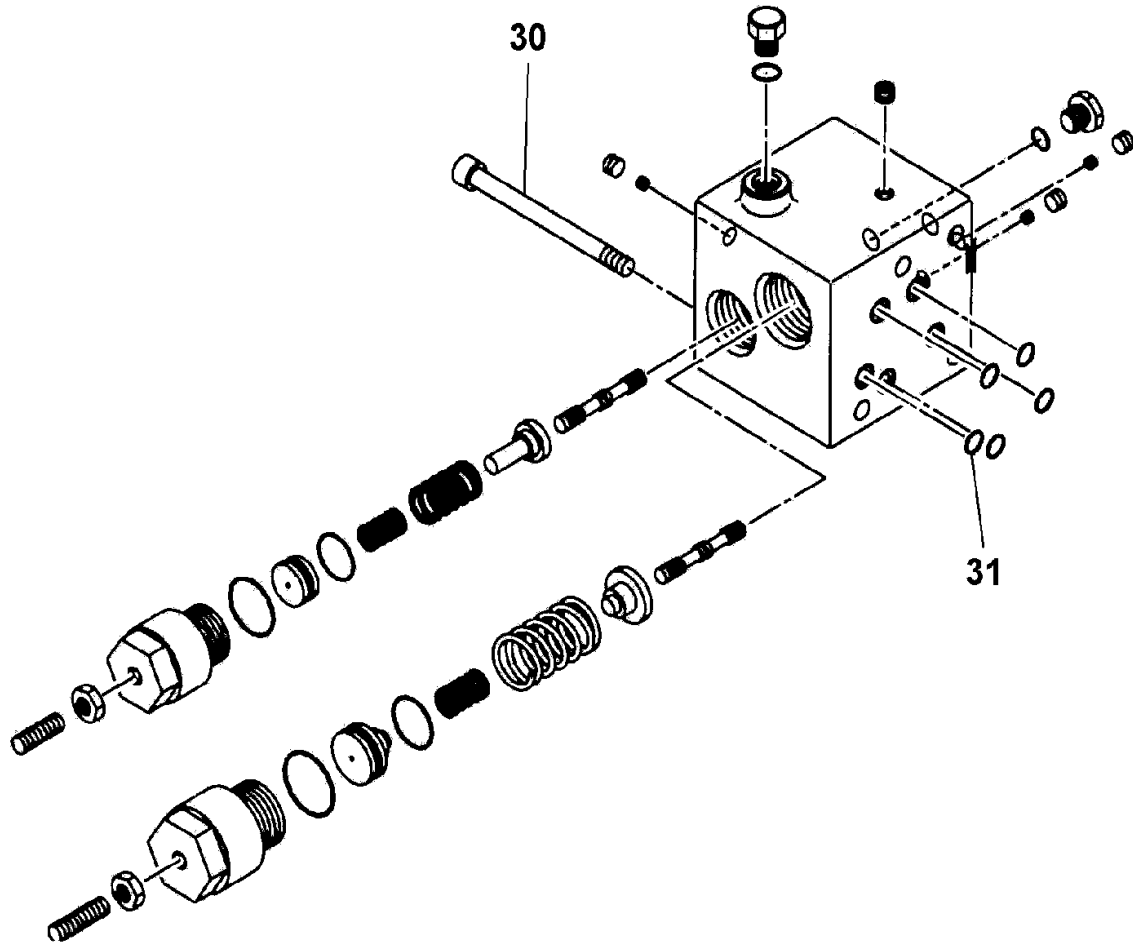
Assembly No.
9356100767
 Revision:

Item	FN	Part	Qty	Description
1		9356100594	1	KIT, DRIVE PLATE INCLUDES NBRS 2 - 5
2		NSS	1	PLATE, DRIVE
3		NSS	1	RING, BACKING
5		9356100592	14	CAP SCREW,

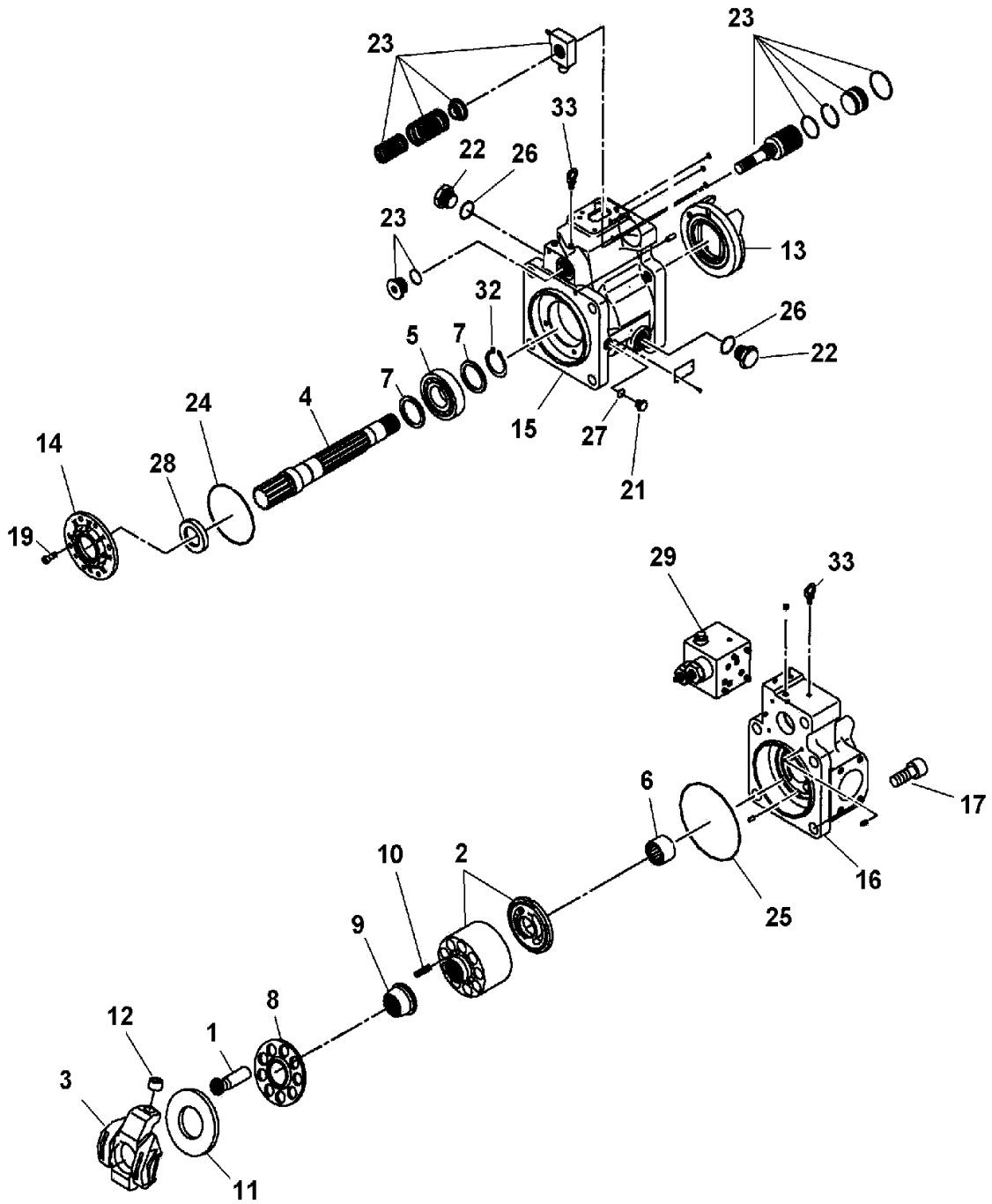
Manitowoc Cranes

Notes

Manitowoc Cranes



Manitowoc Cranes



Manitowoc Cranes

Description
PUMP ASSY. PISTON

Assembly No.
80011233
 Revision:

Item	FN	Part	Qty	Description
1		NSS	1	PISTON ASSY. GROUP
2		NSS	1	CYLINDER ASSY.
3		NSS	1	SWASHPLATE ASSY.
4		90015959	1	SHAFT ASSY. SPLINE
5		90015960	1	BEARING
6		90015961	1	BEARING
7		90015962	2	SPACER
8		NSS	1	SET PLATE
9		NSS	1	BUSHING
10		NSS	9	SPRING
11		NSS	1	SHOE PLATE
12		NSS	1	BUSHING
13		NSS	1	SWASHPLATE SUPPORT
14		90015963	1	COVER, SEAL
15		NSS	1	HOUSING, PUMP CASE
16		NSS	1	HOUSING, END COVER
17		90015964	4	CAPSCREW
19		90015965	4	CAPSCREW
21		9722105555	1	PLUG, BLEEDER
22		9722105556	2	PLUG
23		NSS	1	SERVO PISTON ASSY.
24		9722105563	1	O-RING
25		90015966	1	O-RING
26		90015967	2	O-RING
27		9722105569	1	O-RING

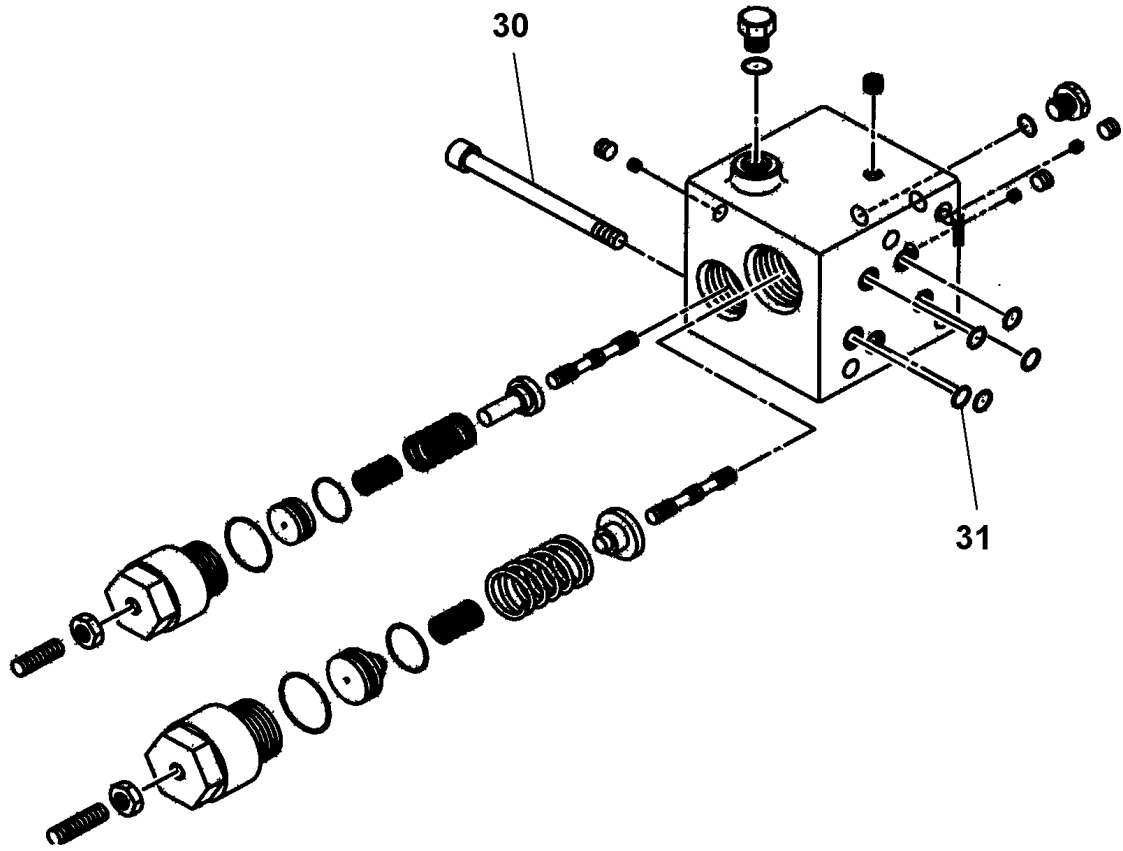
Manitowoc Cranes

Description
PUMP ASSY. PISTON

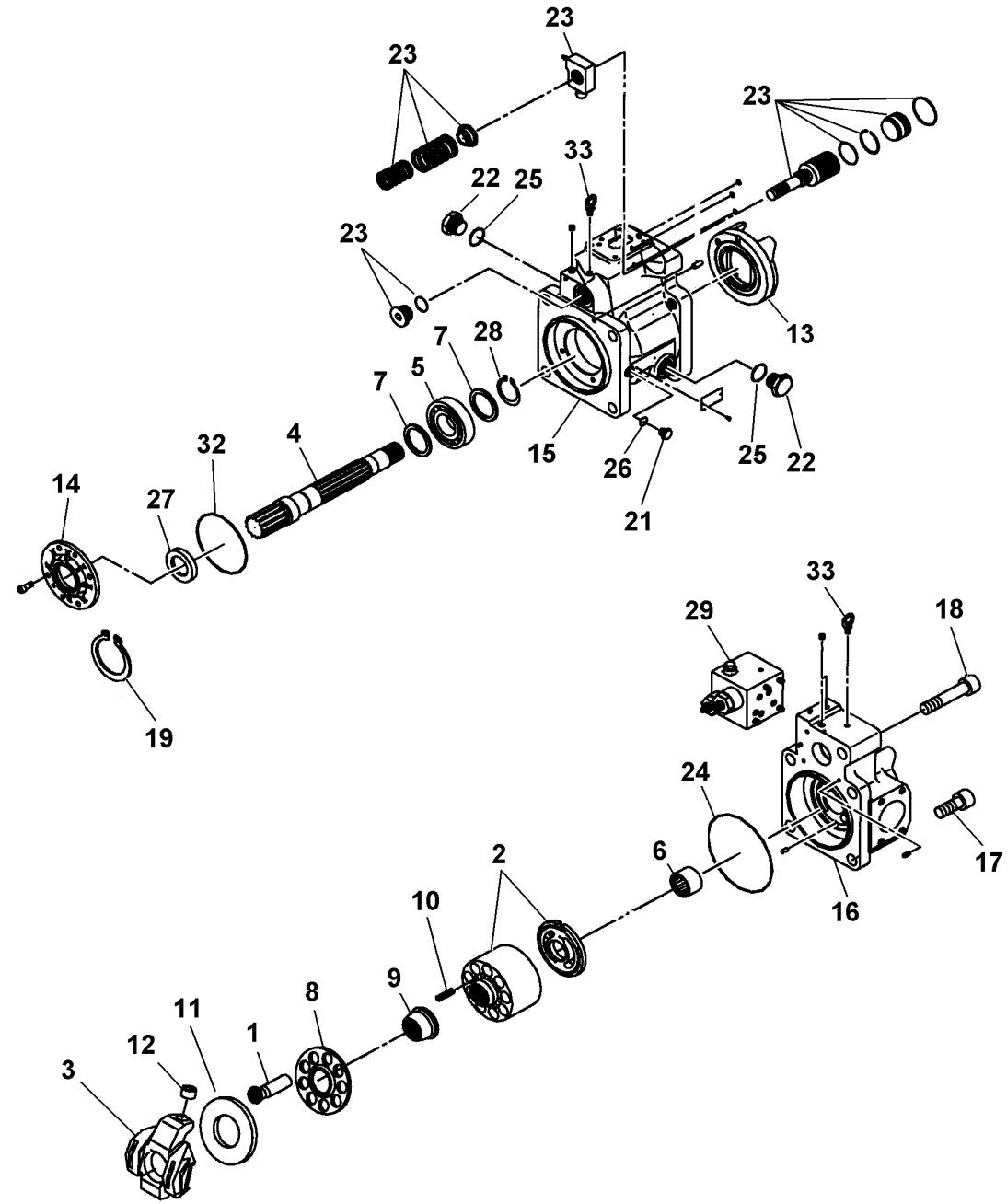
Assembly No.
80011233
 Revision:

Item	FN	Part	Qty	Description
28		90015968	1	SEAL
29		90015969	1	REGULATOR ASSY.
30		90015970	4	CAPSCREW
31		90015971	4	O-RING
32		90015977	1	RING, RETAINER
33		90015978	1	RING,EYE LIFTING
35		90015972	1	KIT, ROTARY GROUP INCLUDES ITEMS 1,2, 8 THRU 10 AND ITEM 11
36		90015975	1	KIT, SWASH ASSY. GROUP INCLUDES ITEMS 3 AND 13
40		90015973	1	KIT, SEAL - PUMP SEAL KIT FOR COMPLETE PUMP ASSY. - LESS REGULATOR

Manitowoc Cranes



Manitowoc Cranes



Manitowoc Cranes

Description
PUMP ASSY. PISTON

Assembly No.
80011232
 Revision:

Item	FN	Part	Qty	Description
1		NSS	1	PISTON ASSY. GROUP
2		NSS	1	CYLINDER ASSY.
3		NSS	1	SWASHPLATE ASSY.
4		90015936	1	SHAFT ASSY.
5		90015937	1	BEARING
6		9722105548	1	BEARING
7		9722105549	2	SPACER
8		NSS	1	SET PLATE
9		NSS	1	BUSHING
10		NSS	9	SPRING
11		NSS	1	SHOE PLATE
12		NSS	1	BUSHING
13		NSS	1	SWASHPLATE SUPPORT
14		9722105604	1	COVER
15		NSS	1	HOUSING, PUMP CASE
16		NSS	1	HOUSING, END COVER
17		9722105551	4	CAPSCREW
18		9722105552	1	CAPSCREW
19		90015938	1	RING, RETAINER
21		9722105555	1	PLUG, BLEEDER
22		9722105556	2	PLUG
23		NSS	1	SERVO PISTON ASSY.
24		9722105567	1	O-RING
25		9722105568	2	O-RING
26		9722105569	1	O-RING

Manitowoc Cranes

Description
PUMP ASSY. PISTON

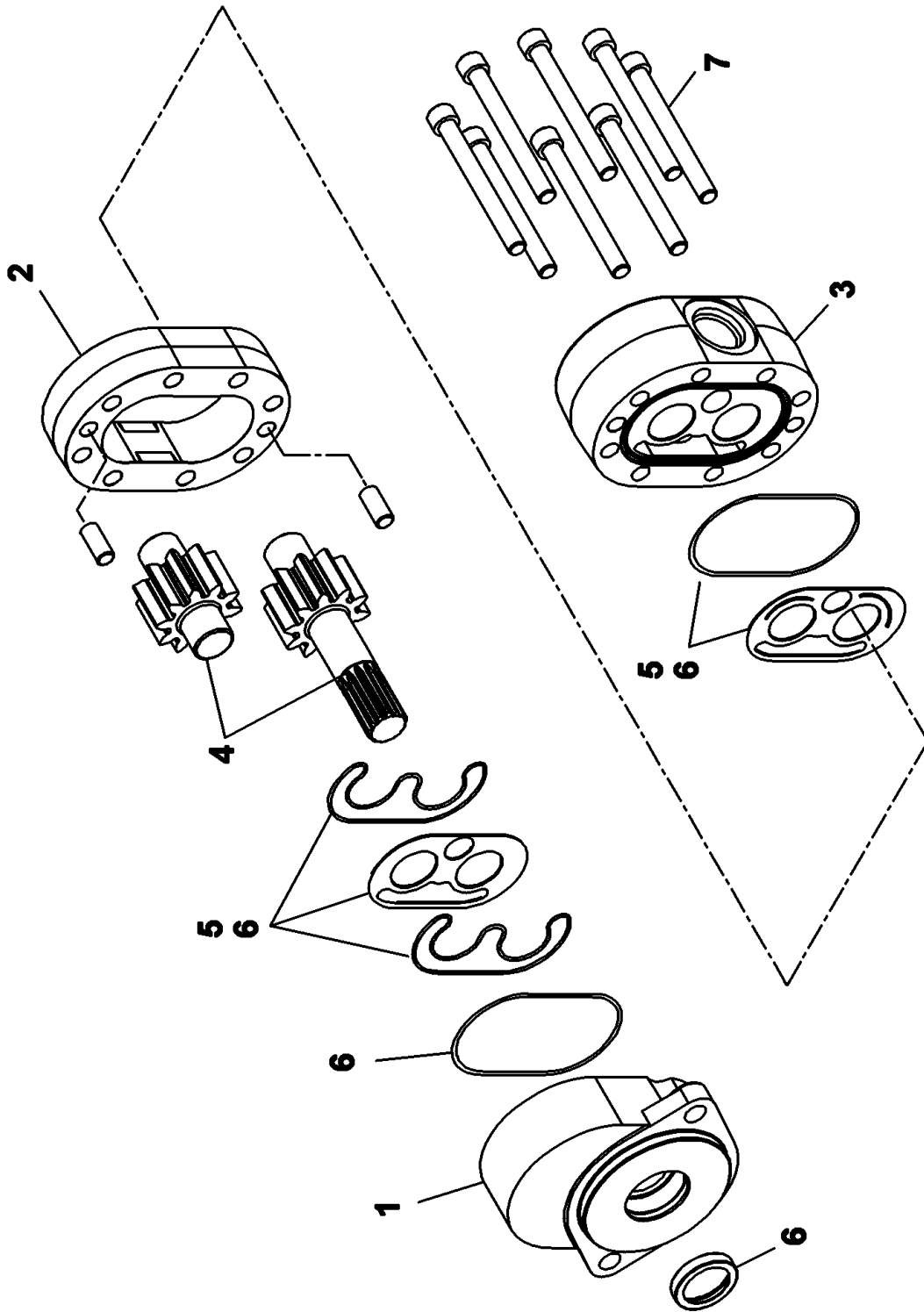
Assembly No.
80011232
 Revision:

Item	FN	Part	Qty	Description
27		9722105557	1	SEAL, SHAFT
28		9722105570	1	RING, RETAINER
29		90015940	1	REGULATOR ASSY.
30		9722105559	4	CAPSCREW
31		9722105560	4	O-RING
32		90015949	1	O-RING
33		90015978	2	RING,EYE LIFTING
35		90015935	1	KIT, ROTARY GROUP INCLUDES ITEMS 1, 2, 8 THRU 10 AND ITEM 11
36		90015976	1	KIT, SWASH ASSY. GROUP INCLUDES ITEMS 3 AND 13
40		90015941	1	KIT, SEAL - PUMP - SEAL KIT FOR COMPLETE PUMP ASSY. LESS REGULATOR

Manitowoc Cranes

Notes

Manitowoc Cranes



Manitowoc Cranes

Description

PUMP ASSY GEAR D SERIES

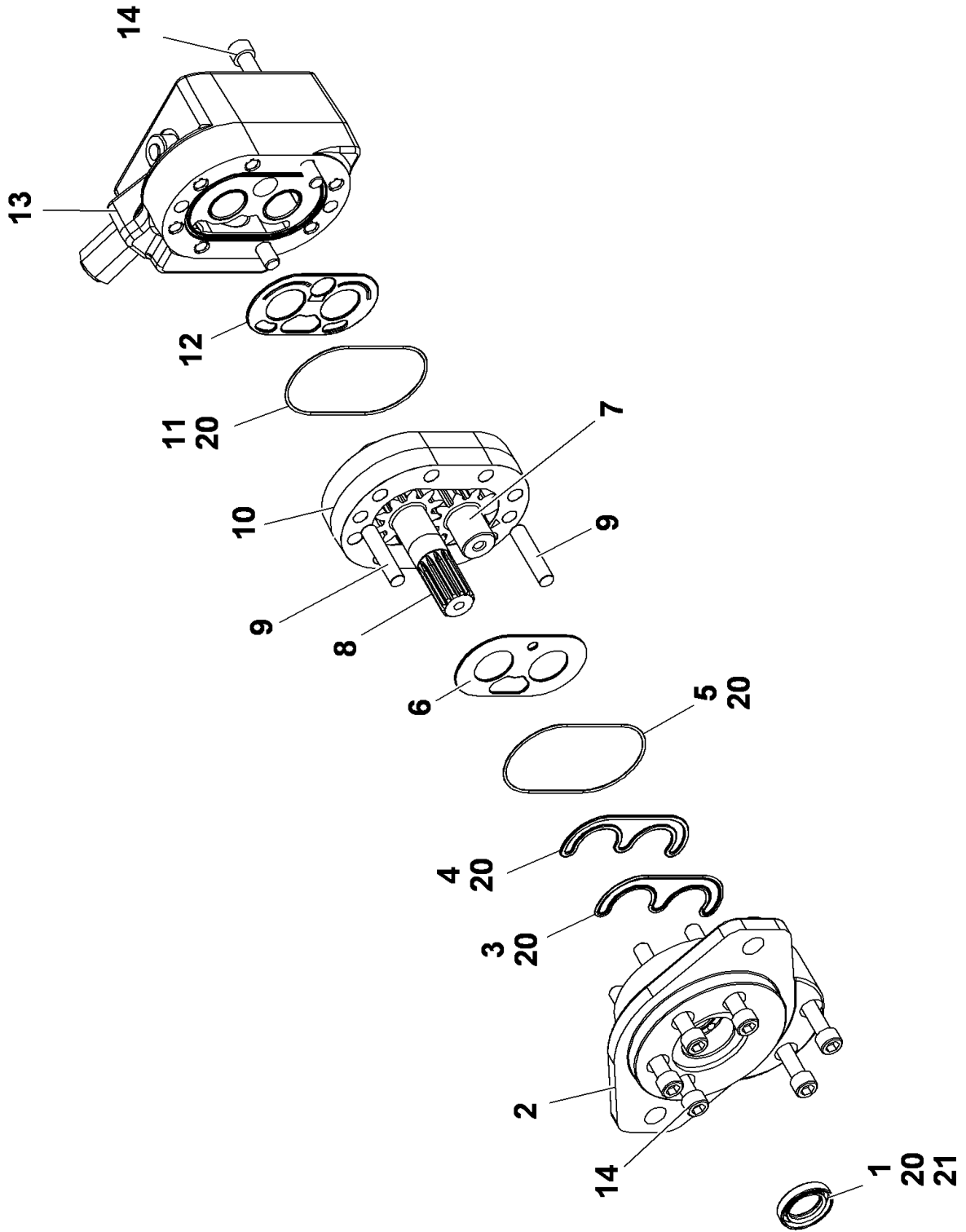
Assembly No.

80009933

Revision:

Item	FN	Part	Qty	Description
1		NSS	1	HOUSING, PUMP FRONT
2		NSS	1	HOUSING, GEAR
3		NSS	1	HOUSING, END COVER
4		90016917	1	KIT, GEAR SET
5		90016918	1	KIT, GEAR PLATE
6		90016205	1	KIT, SERVICE REPAIR
7		90016919	1	KIT, CAPSCREW SET

Manitowoc Cranes



Manitowoc Cranes

Description
GEAR PUMP WITH PRIORITY FLOW

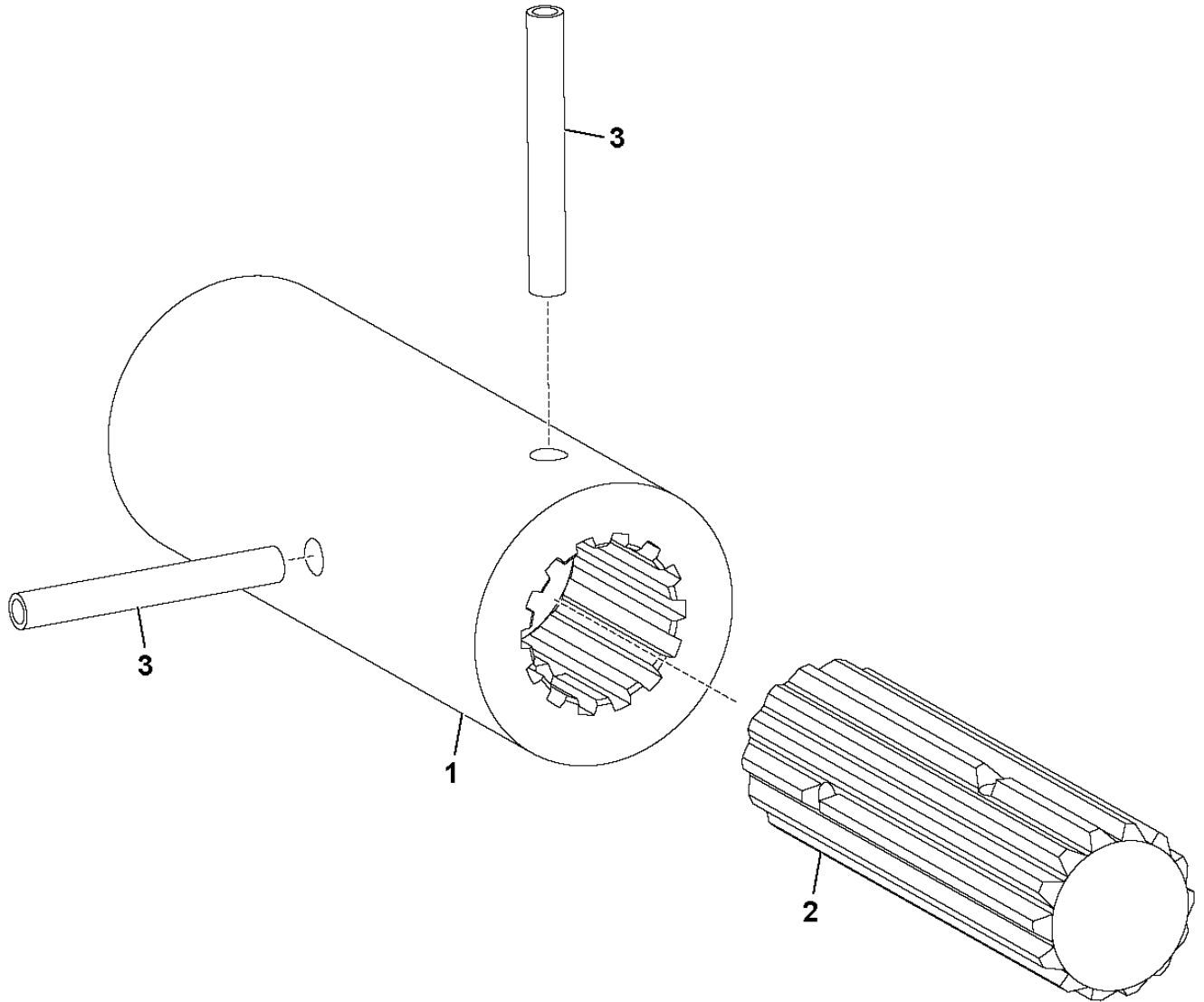
Assembly No.
80026711
 Revision:

Item	FN	Part	Qty	Description
1	*@	NSS	1	SEAL, SHAFT
2		NSS	1	HOUSING, PUMP
3	*	NSS	2	SEAL, PER LOAD
4	*	NSS	2	SEAL, LOAD
5	*	NSS	1	RING, SEAL
6		NSS	1	PLATE, WEAR
7		NSS	1	SHAFT ASSY. IDLER
8		NSS	1	SHAFT ASSY. DRIVE
9		NSS	1	PINS, DOWEL
10		NSS	1	HOUSING, GEAR PLATE
11	*	NSS	1	RING, SEAL
12		NSS	1	PLATE, WEAR
13		NSS	1	HOUSING, PUMP COVER
14		NSS	8	CAPSCREW
20	*	9722221334	1	KIT, SEAL
21	@	9722221335	1	SEAL, SHAFT

* REPAIR KIT AND/OR PART OF KIT

@ SECOND REPAIR KIT AND/OR PART OF 2ND KIT

Manitowoc Cranes



Manitowoc Cranes

Description

COUPLER ASSY-SPLINED

Assembly No.

80014138

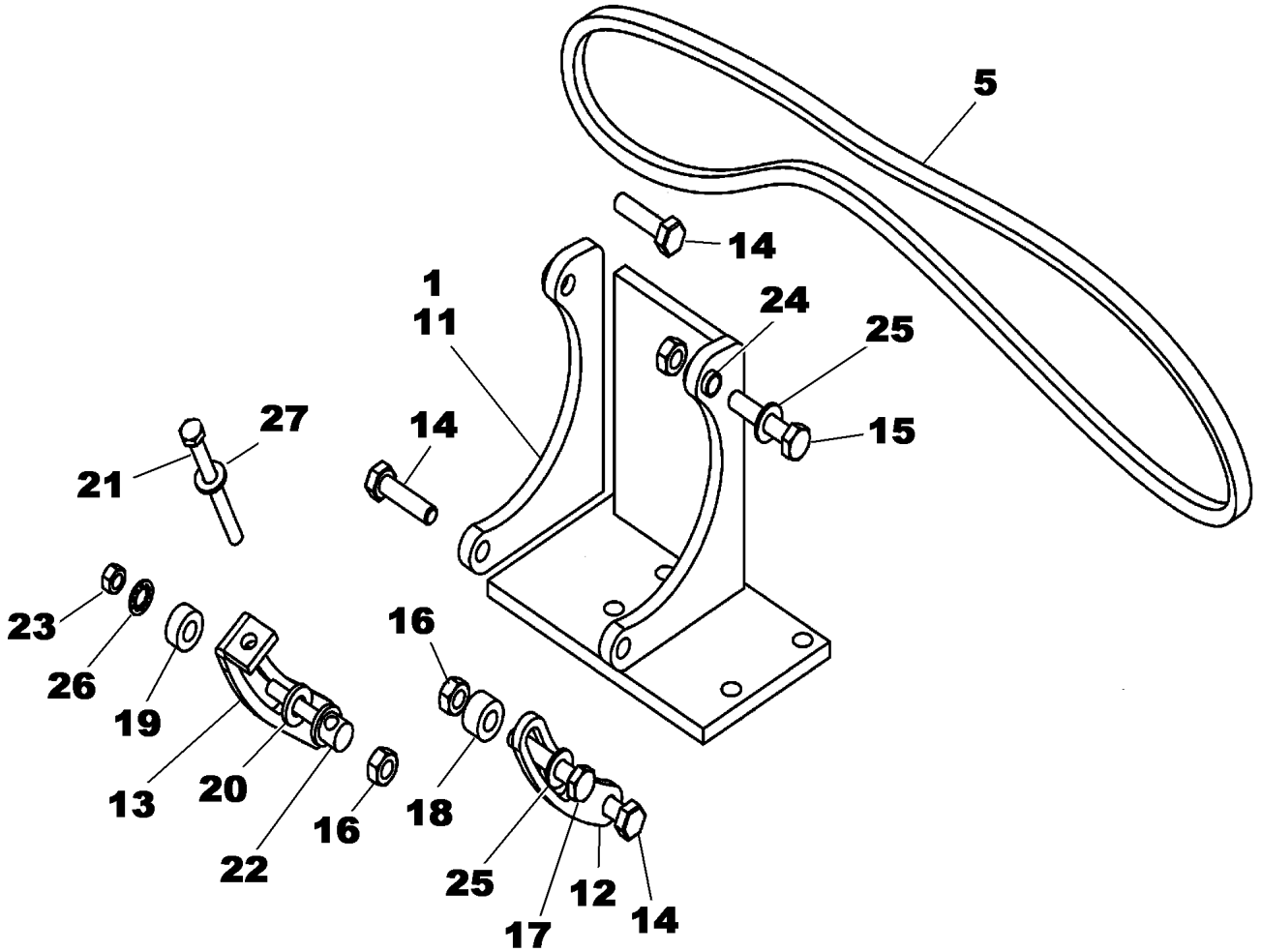
Revision: **A**

Item	FN	Part	Qty	Description
1		80014133	1	COUPLER-SPLINED
2		80008971	1	SHAFT-SPLINED
3		7690143244	2	OBSOLETED BY 7-690-143245

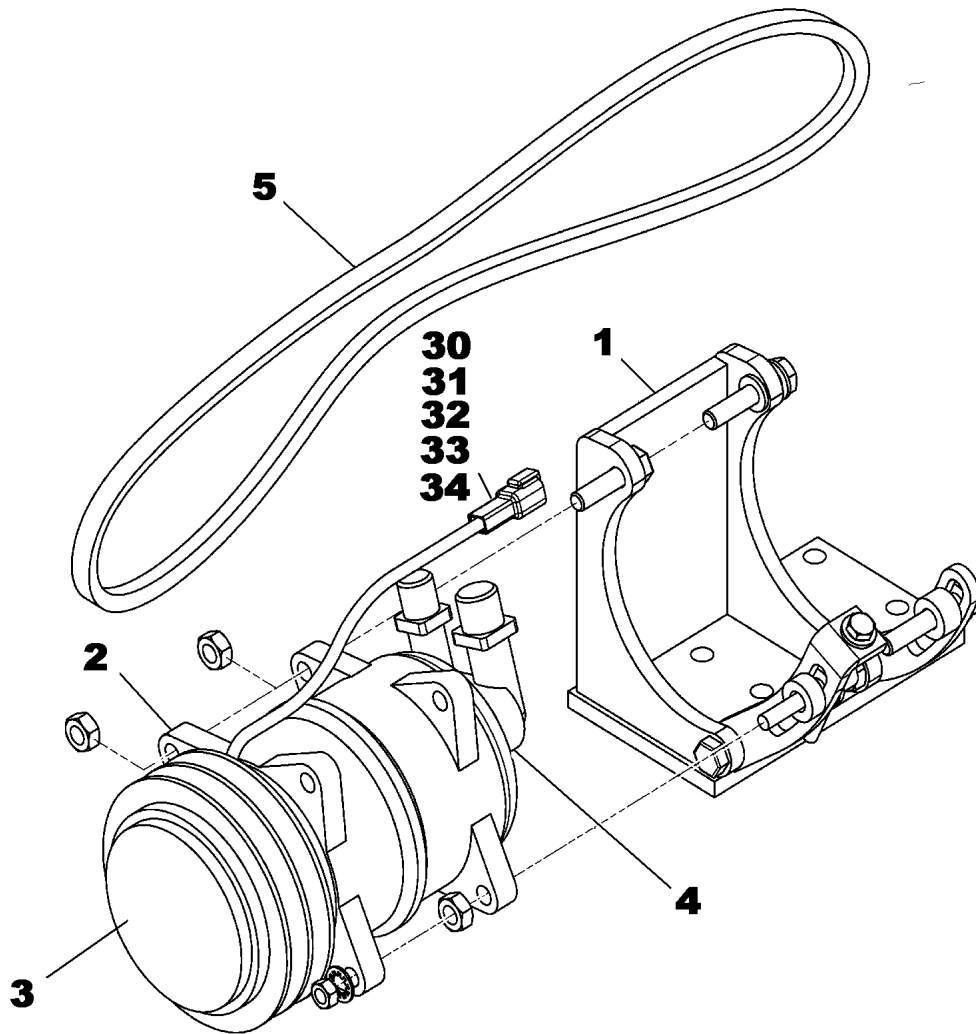
Manitowoc Cranes

Notes

Manitowoc Cranes



Manitowoc Cranes



Manitowoc Cranes

Description
AIR COND KIT-CUMM ISL ENG 24V

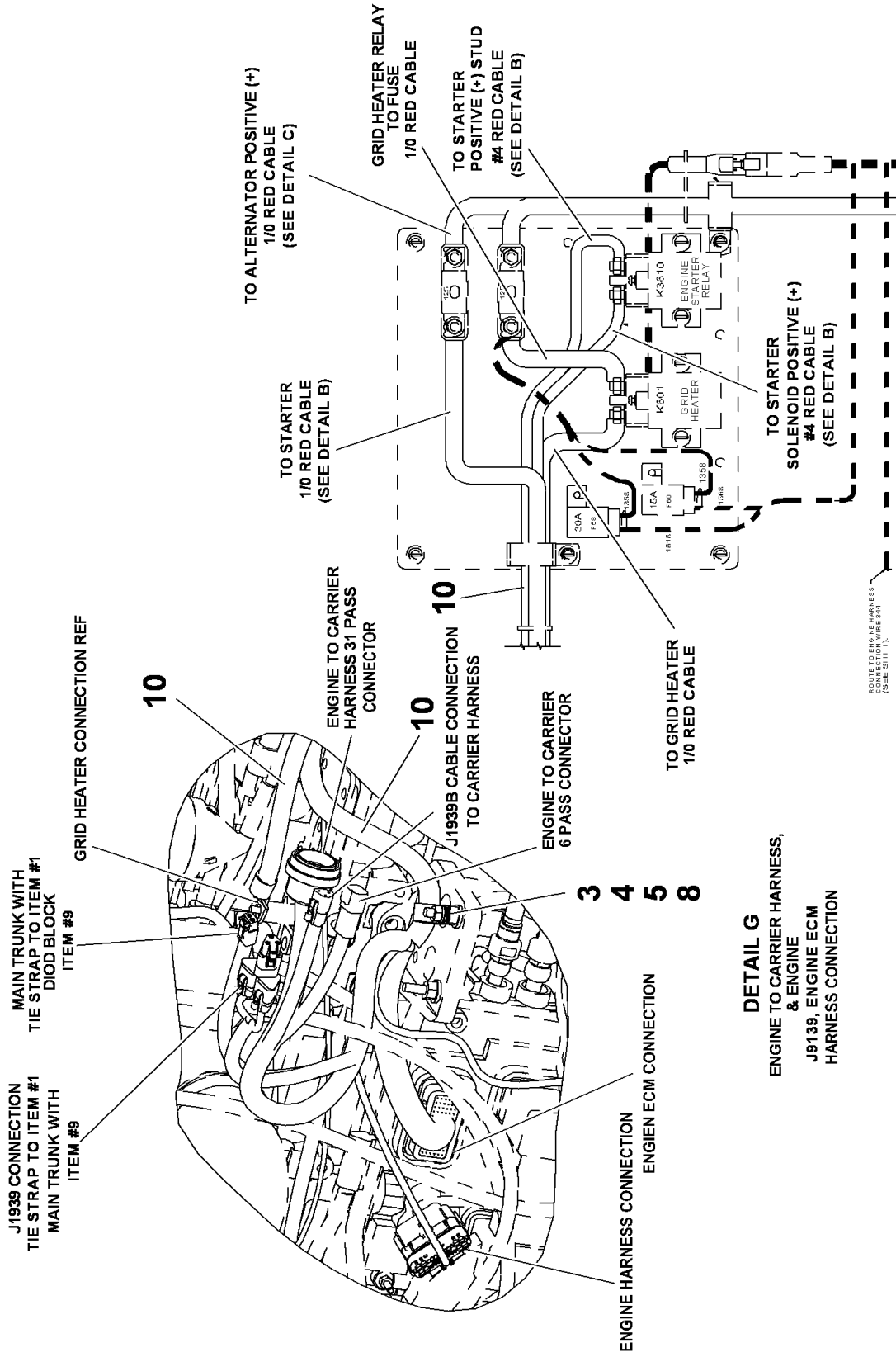
Assembly No.
80029064
Revision:

Item	FN	Part	Qty	Description
1		90021158	1	MOUNTING KIT INCLUDES ITEMS 11 THRU 27
2		90021159	1	COMPRESSOR ASSY. 24V INCLUDES ITEMS 3 AND 30 THRU 34
3		90021160	1	CLUTCH & COIL ASSY. 24
4		90019917	1	O-RING, 2-PKT
5		90012174	1	V-BELT
11		NSS	1	BRACKET WELDMENT
12		9576101311	1	STRAP, ADJUSTING
13		9576101312	1	ARM, ADJUSTING
14		7126191550	3	CAP SCREW, M10 X 40MM HEX HEAD
15		7126191750	1	CAP SCREW, M10 X 50MM HEX HEAD
16		9576101318	5	LOCKNUT
17		7126191850	1	CAP SCREW, M10 X 55MM HEX HEAD
18		9576101316	1	SPACER, 1/2"
19		9576101315	1	SPACER, 3/8"
20		9576101314	1	SPACER, 1/8"
21		90021162	1	CAPSCREW
22		90021163	1	CAPSCREW, ADJUSTER
23		90021164	1	NUT
24		90021165	1	BUSHING
25		7951190014	2	FLAT WASHER, 10MM I.D.
26		9515102320	1	LOCK WASHER, 10MM I.D.
27		9726100169	1	FLATWASHER 8MM I.D.
30		7892000836	1	RECEPTACLE, 2 PIN
31		7689000704	1	PIN, 16 - 14 GA
32		7172000546	1	BOOT
33		7689000503	1	PLUG, SEALING 16 - 12 AWG
34		9364102011	1	WEDGE

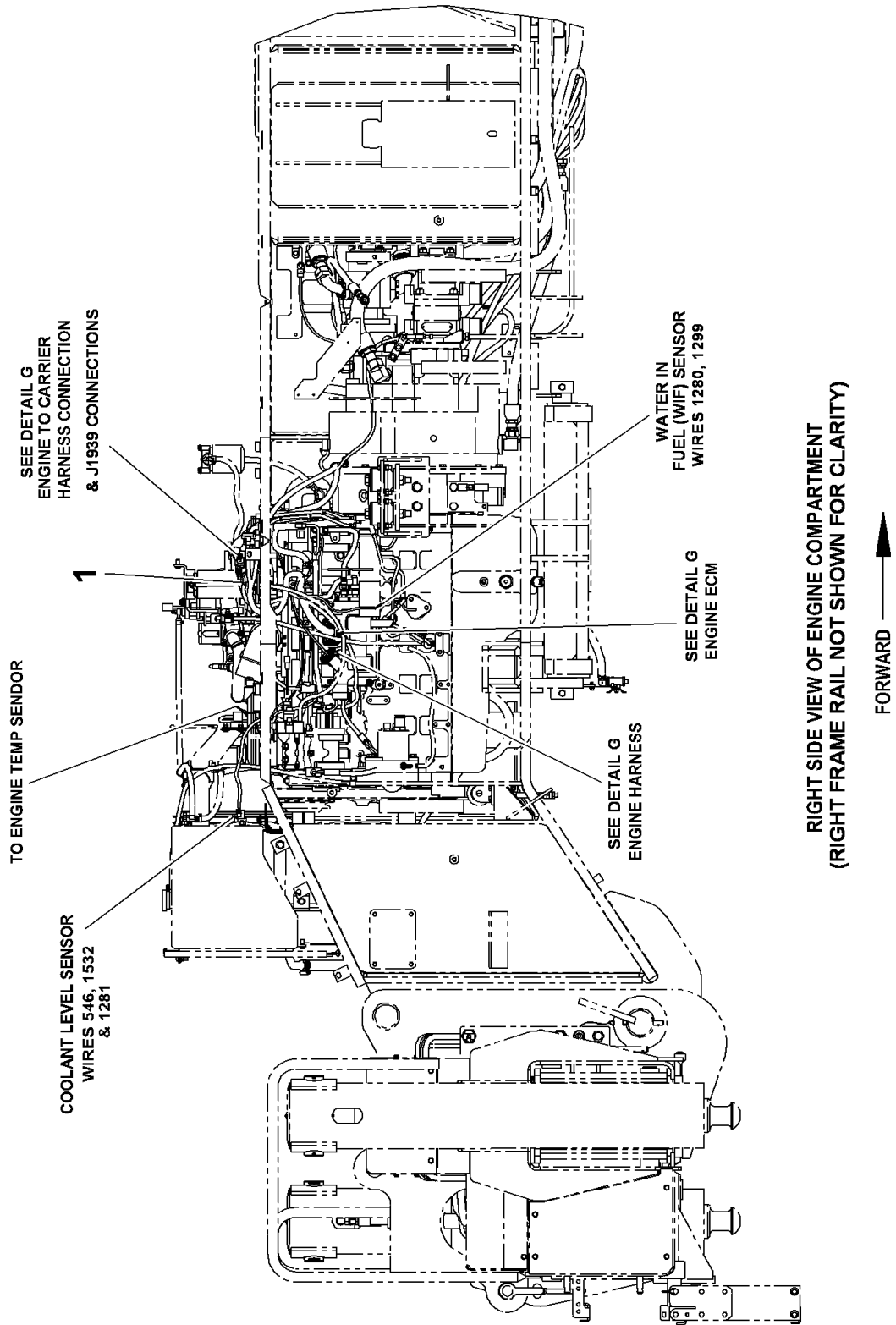
Manitowoc Cranes

Notes

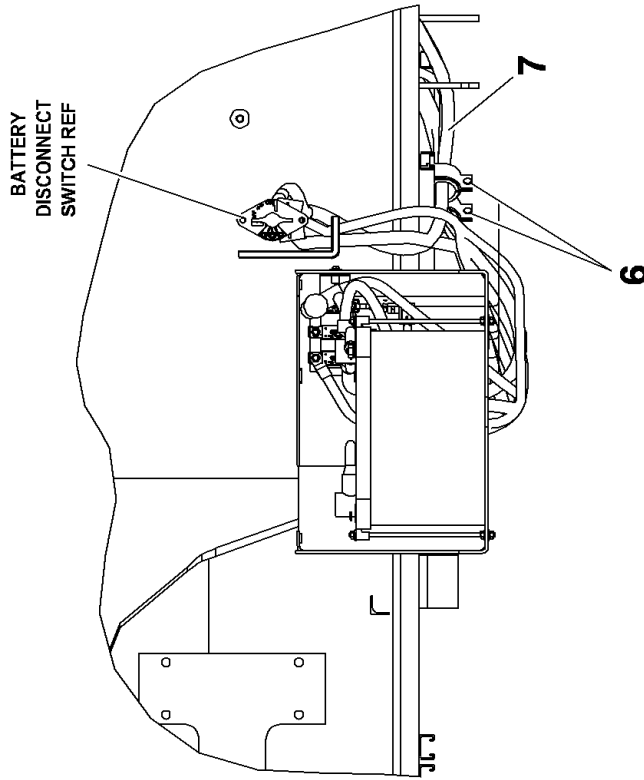
Manitowoc Cranes



Manitowoc Cranes

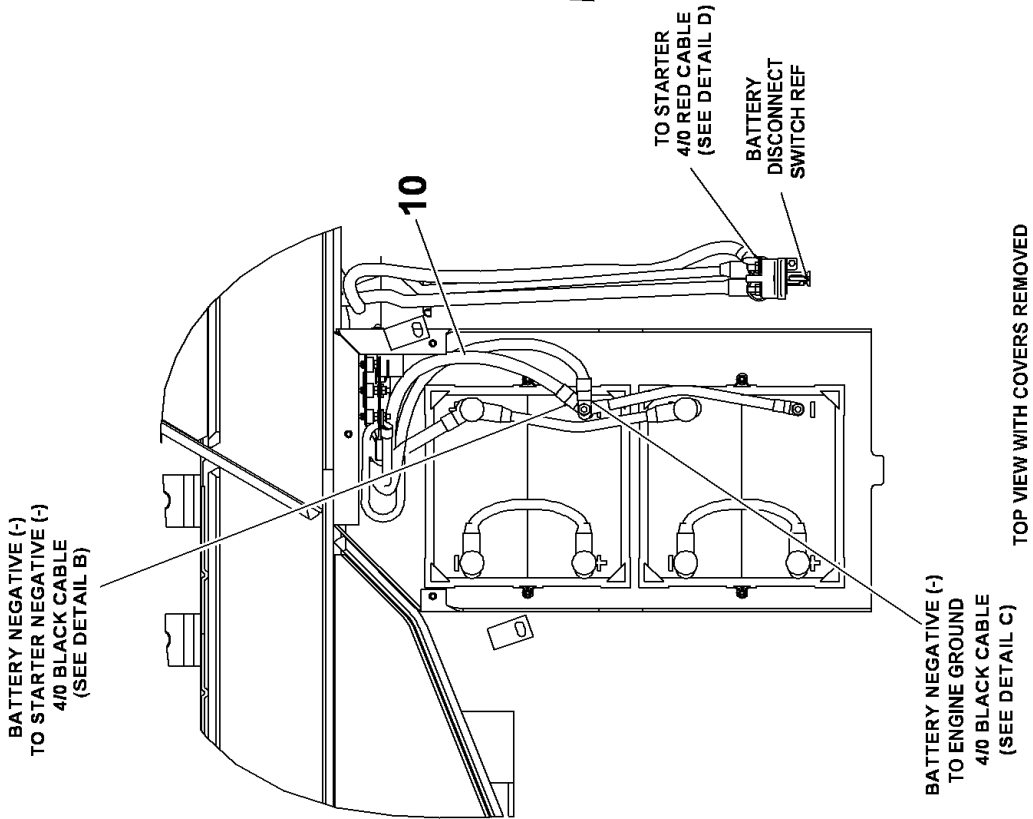


Manitowoc Cranes

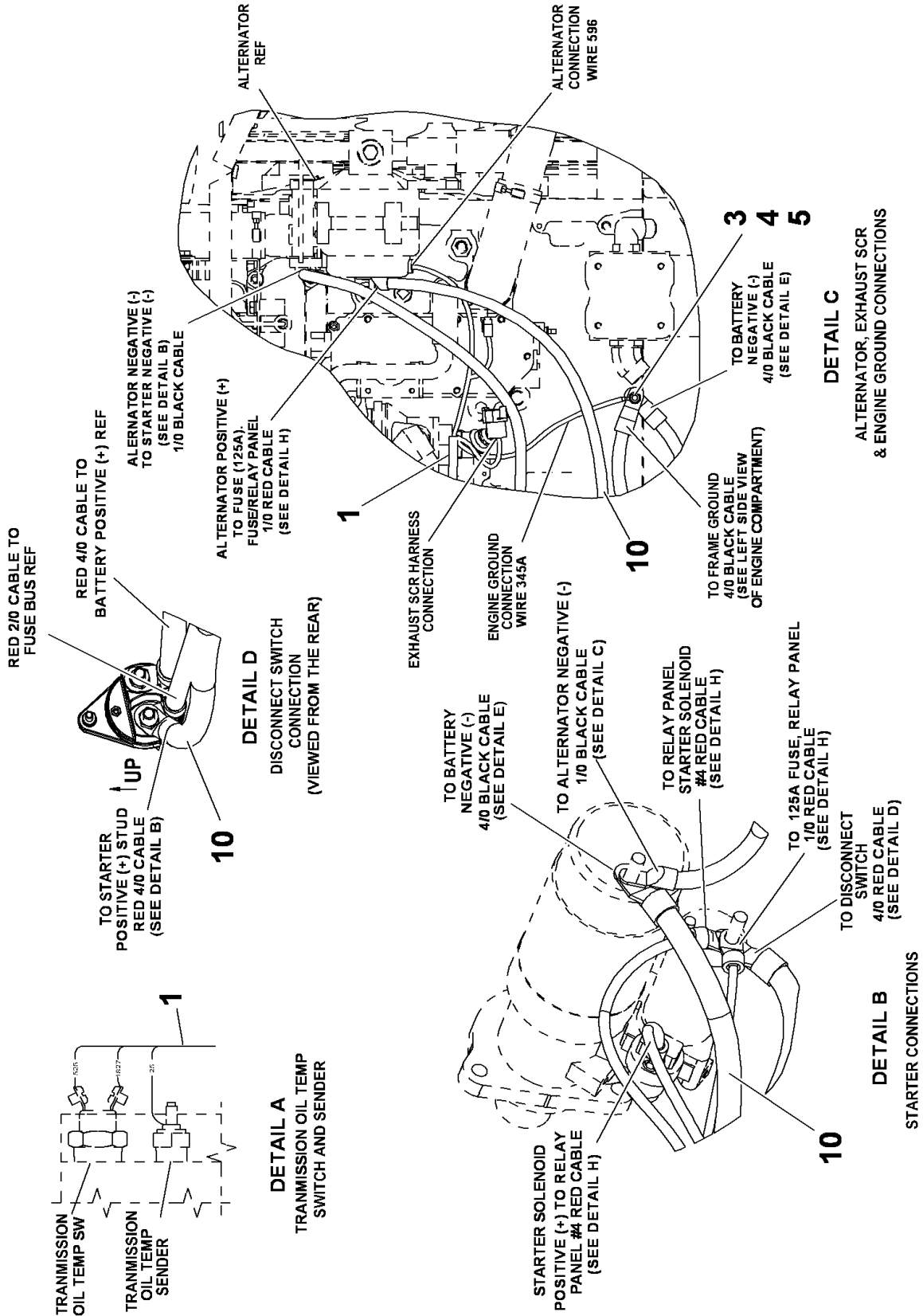


LEFT SIDE VIEW WITH COVERS REMOVED.

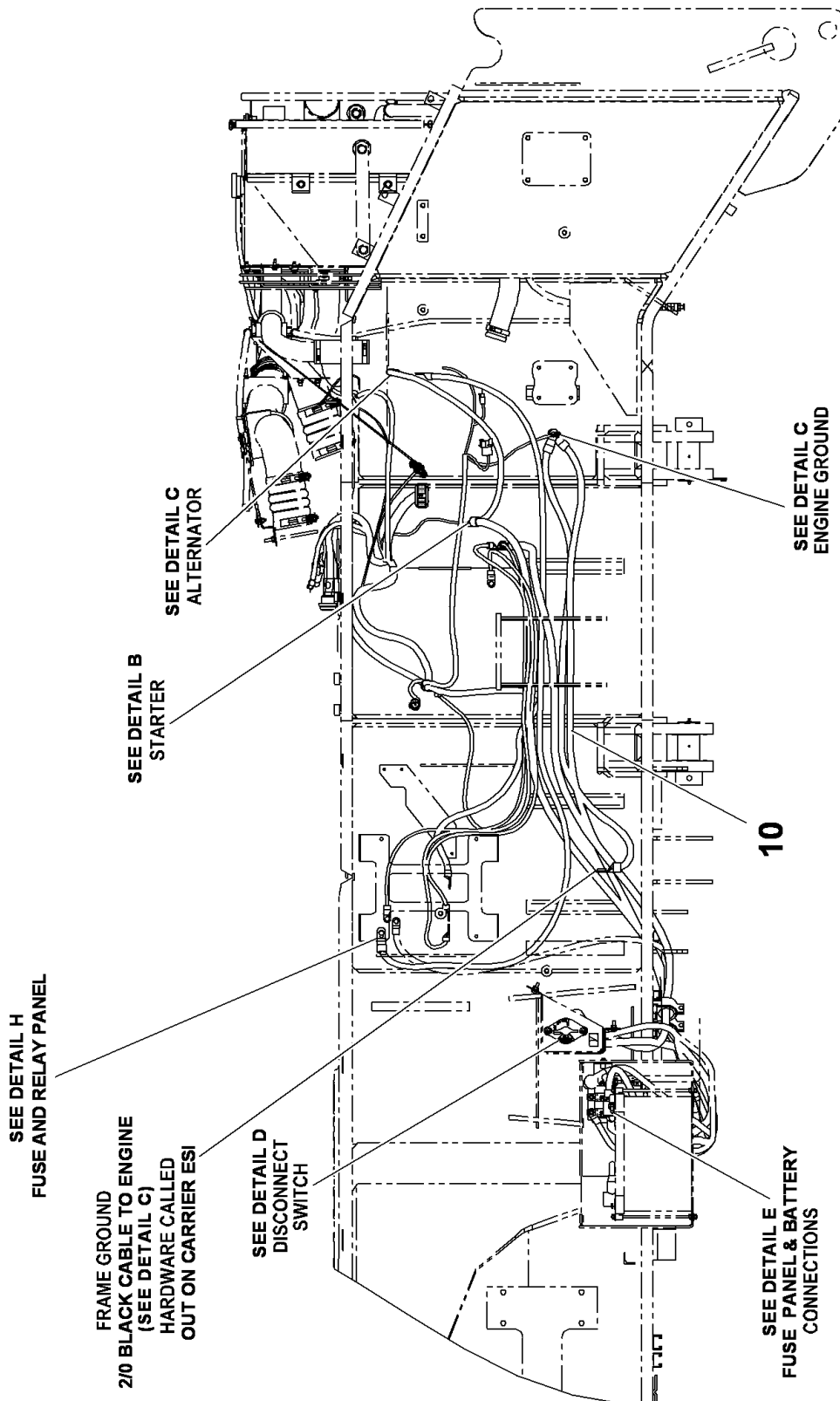
DETAIL E
 FUSE PANEL
 &
 BATTERY CONNECTIONS



Manitowoc Cranes



Manitowoc Cranes

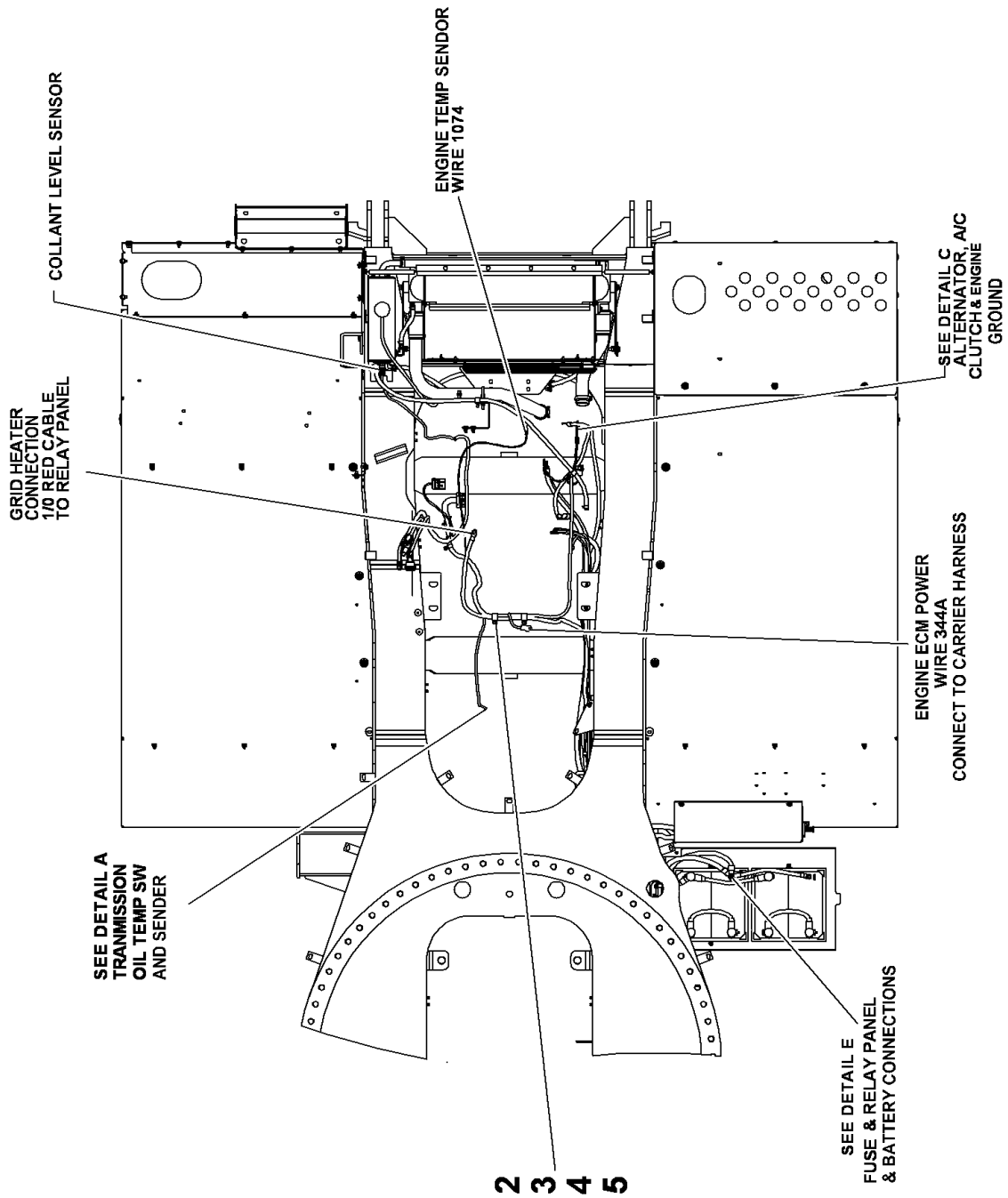


LEFT SIDE VIEW OF ENGINE COMPARTMENT
(LEFT FRAME RAIL NOT SHOWN FOR CLARITY)



FORWARD

Manitowoc Cranes



Manitowoc Cranes

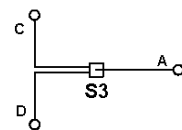
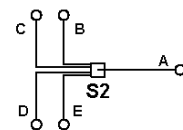
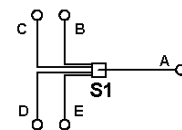
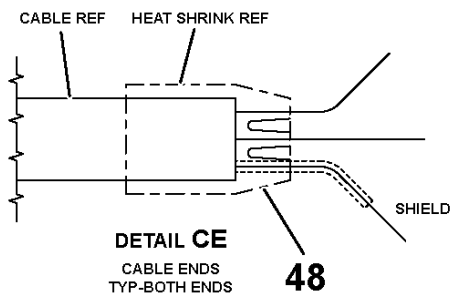
Description
ESI - ENGINE RT9150E4

Assembly No.
80027766
 Revision: **A**

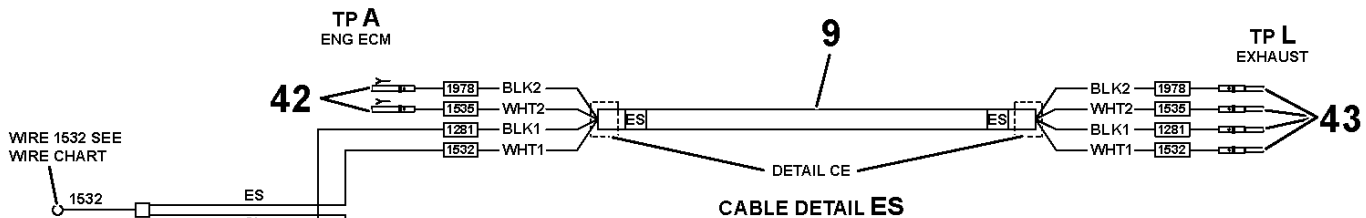
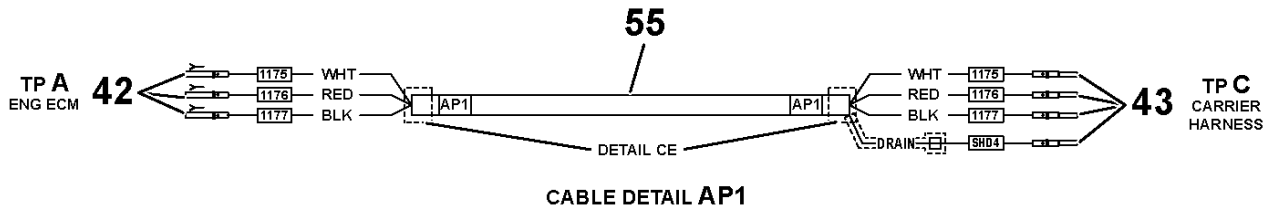
Item	FN	Part	Qty	Description
1	+	80027006	1	HARNES ASSEMBLY-ENGINE
2		7300000247	2	CLAMP, 1 1/4" TUBING
3		7951170014	5	WASHER, FLAT #8
4		7951170210	5	WASHER, LOCK 8MM
5		7661170003	5	NUT
6		7300000407	2	CLAMP, TUBING 1 3/4" I.D.
7		8594000027	1	WRAP, HOSE (QUANTITY IN FEET)
8		7300000195	1	CLAMP, TUBING 3/4" I.D.
9		7850000237	5	TIE, CABLE (BLACK) 7 5/16" LONG
10	+	80027615	1	CABLE KIT ENGINE RT9150E4

+ SEE FURTHER BREAKDOWN THIS GROUP

Manitowoc Cranes



HARNESS SPLICES

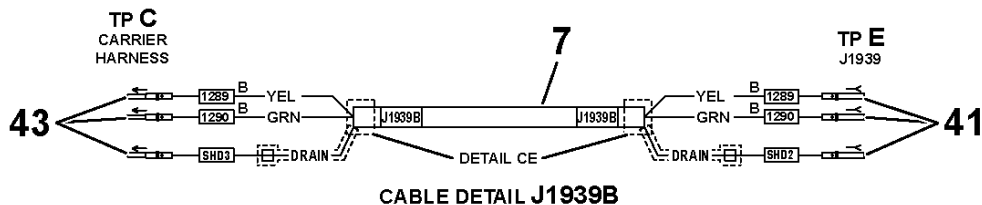
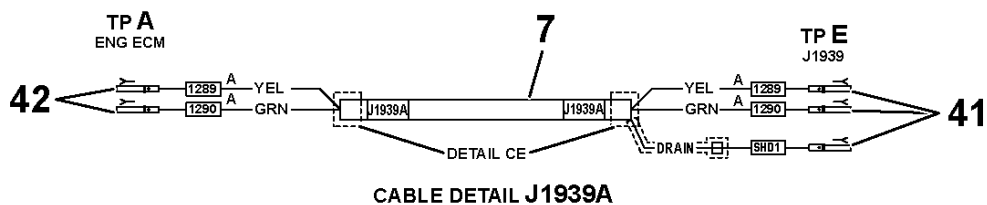
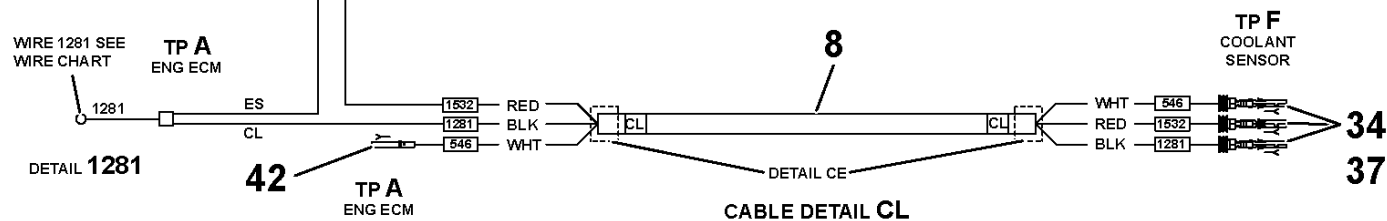


WIRE 1532 SEE WIRE CHART

DETAIL 1532

WIRE 1281 SEE WIRE CHART

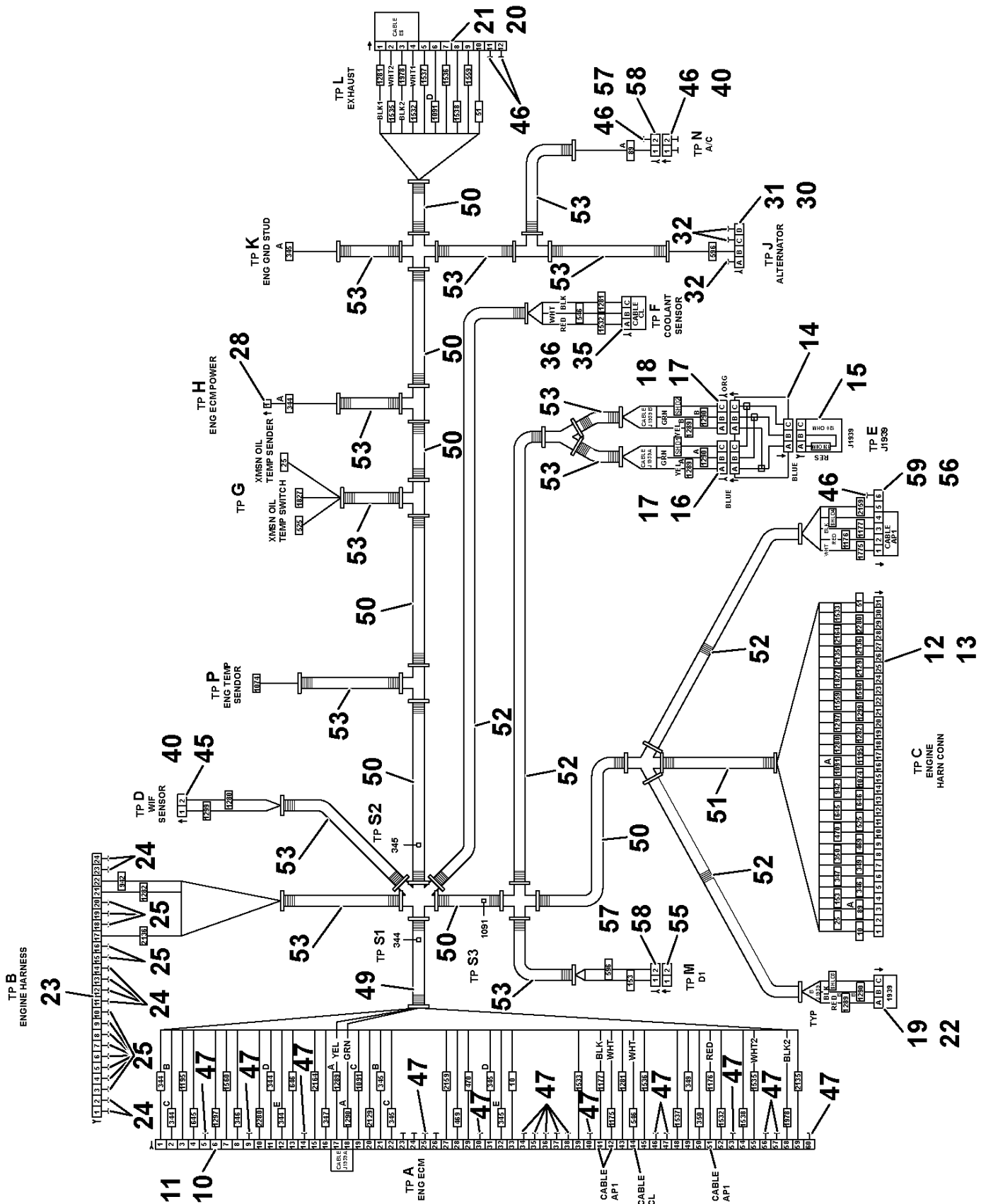
DETAIL 1281



Manitowoc Cranes

WIRE NO	COLOR	SAE SIZE	LENGTH TOT IN	TP	B/M ITEM NO	REMARKS	TP	B/M ITEM NO	REMARKS
10	WHT GXL	18	37	A	42	_____	C	44	_____
25	↑	18	70	C	44	_____	G	29	_____
51		18	96	C	44	_____	L	44	_____
89A		18	104	C	44	_____	N	41	_____
153		18	29	M	41	_____	C	44	_____
344A		6	37	H	27	_____	S1	STRIP	SEE DETAIL
344B		18	14	A	42	_____	S1	STRIP	SEE DETAIL
344C		18	14	A	42	_____	S1	STRIP	SEE DETAIL
344D		18	14	A	42	_____	S1	STRIP	SEE DETAIL
344E		18	14	A	42	_____	S1	STRIP	SEE DETAIL
345A		6	77	K	39	_____	S2	STRIP	SEE DETAIL
345B		18	16	A	42	_____	S2	STRIP	SEE DETAIL
345C		18	16	A	42	_____	S2	STRIP	SEE DETAIL
345D		18	16	A	42	_____	S2	STRIP	SEE DETAIL
345E		18	16	A	42	_____	S2	STRIP	SEE DETAIL
346		18	37	A	42	_____	C	44	_____
347		18	37	A	42	_____	C	44	_____
349		18	37	A	42	_____	C	44	_____
350		18	37	A	42	_____	C	44	_____
469		18	37	A	42	_____	C	44	_____
470		18	37	A	42	_____	C	44	_____
525		18	70	C	44	_____	G	38	_____
596		18	99	M	41	_____	J	33,34	_____
645		18	37	A	42	_____	C	44	_____
646		18	37	A	42	_____	C	44	_____
942		18	37	B	26	_____	C	44	_____
1074		18	73	P	29	_____	C	44	_____
1091A		18	16	C	44	_____	S3	STRIP	SEE DETAIL
1091C		18	21	A	42	_____	S3	STRIP	SEE DETAIL
1091D		18	80	L	44	_____	S3	STRIP	SEE DETAIL
1195		18	37	A	42	_____	C	44	_____
1280		18	38	C	44	_____	D	44	_____
1281		18	3	A	42	_____	A	SEE CABLE	DET ES & CL
1282		18	37	B	26	_____	C	44	_____
1299		18	38	C	44	_____	D	44	_____
1297		18	37	A	42	_____	C	44	_____
1532		18	3	A	42	_____	A	SEE CABLE	DET ES & CL
1533		18	37	A	42	_____	C	44	_____
1536		18	89	A	42	_____	L	44	_____
1537		18	89	A	42	_____	L	44	_____
1538		18	89	A	42	_____	L	44	_____
1559		18	96	C	44	_____	L	44	_____
1560		18	37	A	42	_____	C	44	_____
1827		18	70	A	42	_____	G	38	_____
2129		18	37	A	42	_____	C	44	_____
2135		18	37	A	42	_____	C	44	_____
2136		18	37	B	26	_____	C	44	_____
2159		18	37	A	42	_____	C	44	_____
2164		18	37	A	42	_____	C	44	_____
2280		18	37	A	42	_____	C	44	_____
SHD1		18	3	E	SEE CABLE	DET J1939A	E	SEE CABLE	DET J1939A
SHD2		18	3	E	SEE CABLE	DET J1939B	E	SEE CABLE	DET J1939B
SHD3		18	3	C	SEE CABLE	DET J1939B	C	SEE CABLE	DET J1939B
SHD4	WHT GXL	18	3	C	SEE CABLE	DET AP1	C	SEE CABLE	DET AP1

Manitowoc Cranes



Manitowoc Cranes

Description
HARNESS ASSEMBLY-ENGINE

Assembly No.
80027006
 Revision: **C**

Item	FN	Part	Qty	Description
7		80021593	6	CABLE, 20 AWG CAN-BUS SHEILDED
8		7246100387	6	CABLE 3 COND 18GA SHLDD W/DRN
9		80018276	8	CABLE, 18/4 TWIST SHEILDED
10		7709100943	1	PLUG, DRC26-60S06
11		7172000554	1	BOOT
12		7709000864	1	PLUG 31 PIN
13		7300000429	1	CLAMP, STRAIN RELIEF
14		7892100036	1	RECEPTACLE, 3 WAY
15		7709100902	1	PLUG, 3 PIN
16		7709100911	1	PLUG,DT06-3S-CEO6 W/BLUE WEDGE
17		80008765	2	180DEG BSHELL 231-0305
18		7709000874	1	PLUG 3 SOCKET
19		80012750	1	RECEPT (3P BLU WEDGE)
20		80008790	1	180 DEG BSHELL
21		7892000951	1	RECEPTACLE, 12 PIN
22		80008761	1	180DEG BSHELL 233-0305
23		80025545	1	CONN FCI 24PASS FEMALE
24		80025546	8	CAVITY PLUG FCI CONN (2.8)
25		80021466	13	CAVITY SEAL (150)
26		80025547	3	TERM FEMALE FCI 18-20GA (150)
27		7689000813	1	PIN 4 AWG
28		7892000939	1	RECEPTACLE, 1 PIN
29		7345211401	2	TERMINAL 22 - 18 AWG
30		7364003075	1	PLUG, 4 PASS
31		7364003076	1	CONNECTOR, 4 PASS
32		7892001058	3	PLUG, CAVITY
33		7892000840	1	TERMINAL, FEMALE
34		7892000841	4	TERMINAL
35		7364100228	1	PLUG, 150 SERIES, 3 PASS
36		7364100229	1	CONNECTOR, 150 SERIES BLACK

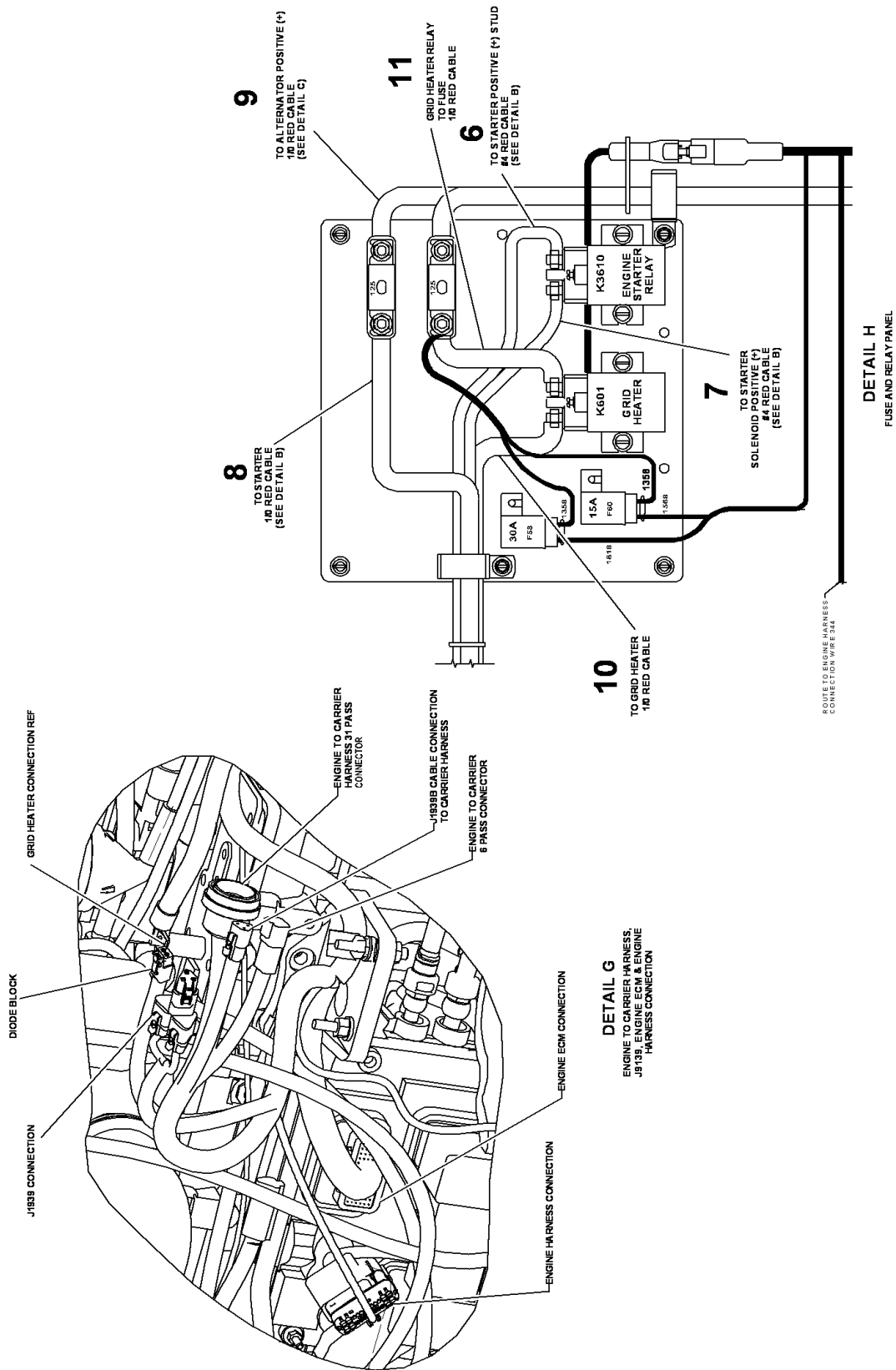
Manitowoc Cranes

Description
HARNESS ASSEMBLY-ENGINE

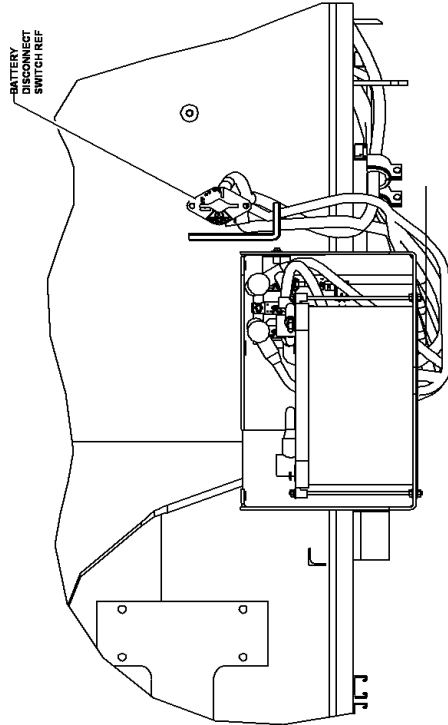
Assembly No.
80027006
 Revision: **C**

Item	FN	Part	Qty	Description
37		7892100102	3	TERMINAL, FEMALE 150 GOLD
38		7345191401	2	TERMINAL 22 - 18 AWG
39		7345232101	1	TERMINAL 6 AWG
40		7892000949	2	RECEPTACLE, 2 PIN
41		7826100004	9	SOCKET, (16 - 18) 30 SERIES
42		7826100018	41	SOCKET, 20 GAUGE GOLD
43		7689002053	11	PIN 16 - 18 AWG
44		7689001782	39	PIN, 18 - 16 GAGE
45		80008750	1	180DEG BSHELL 229-0205
46		7689000503	7	PLUG, SEALING 16 - 12 AWG
47		7826000650	20	PLUG, SEALING
48		8594100257	1	TUBING, HEAT SHRINK 1/2" I.D. LINER, MELTABLE (QUANTITY IN FEET)
49		8594000001	1	FLEXGUARD - 1.00" I.D. (QUANTITY IN FEET)
50		8594000002	8	FLEXGUARD - .750" I.D. (QUANTITY IN FEET)
51		8594000004	1	FLEXGUARD - .500" I.D. (QUANTITY IN FEET)
52		8594000006	6	FLEXGUARD - .350" I.D. (QUANTITY IN FEET)
53		8594000019	12	FLEXGUARD, 1/4" I.D. (QUANTITY IN FEET)
54		7850000208	40	CABLE TIE, BLACK
55		7246100387	3	CABLE 3 COND 18GA SHLDD W/DRN
56		7892000986	1	RECEPTACLE, 6 PIN
57		7709000844	2	PLUG, 2 SOCKET
58		80008755	2	180DEG BSHELL 227-0205
59		80008779	1	180DEG BSHELL 241-0605

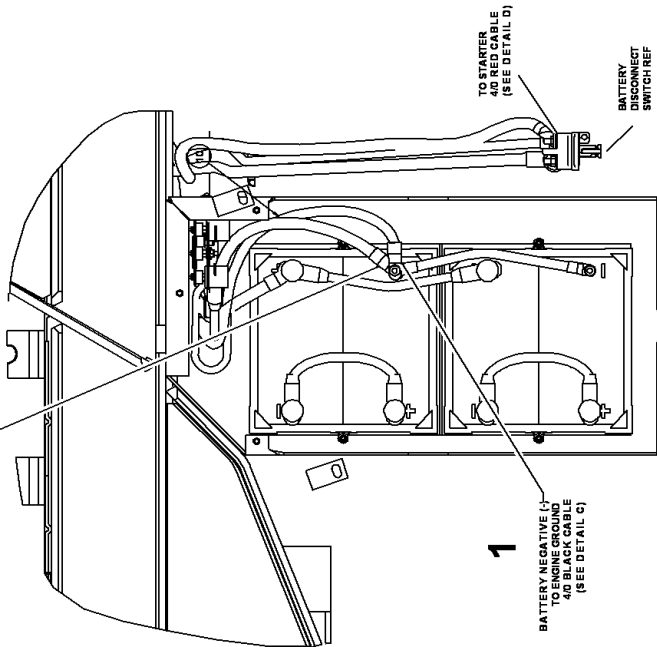
Manitowoc Cranes



Manitowoc Cranes



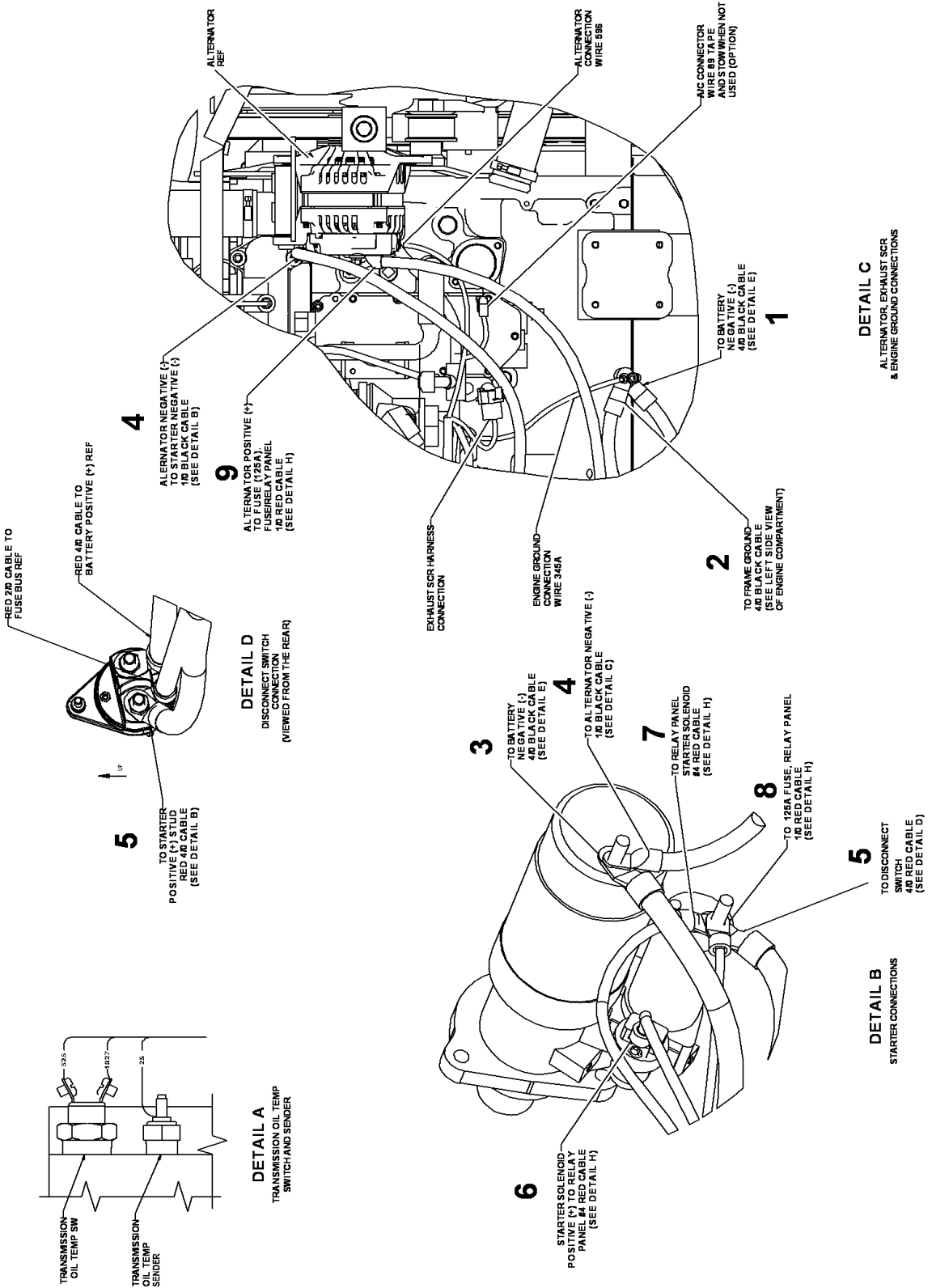
LEFT SIDE VIEW WITH COVERS REMOVED.



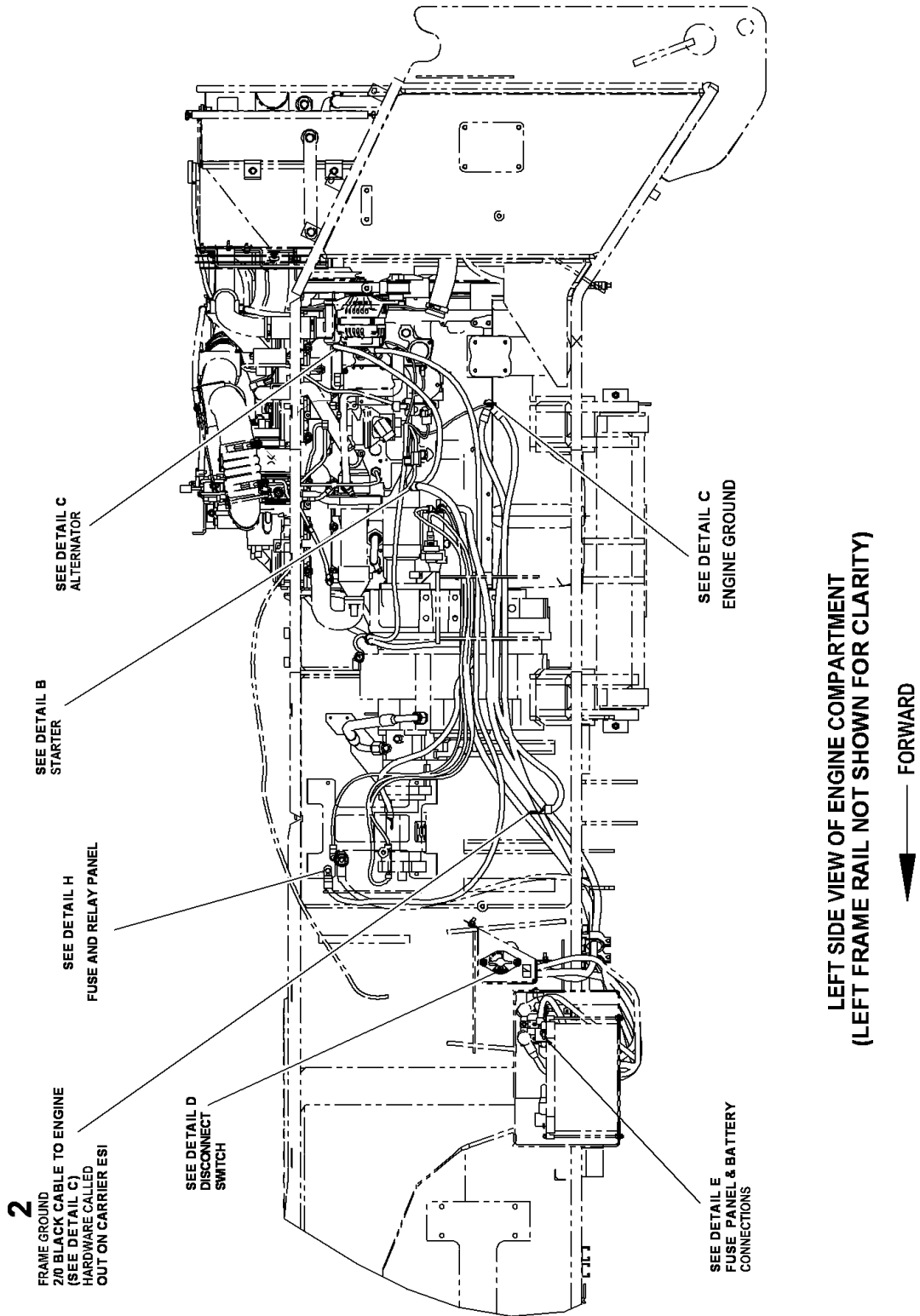
TOP VIEW WITH COVERS REMOVED

DETAIL E
FUSE PANEL &
BATTERY CONNECTIONS

Manitowoc Cranes



Manitowoc Cranes



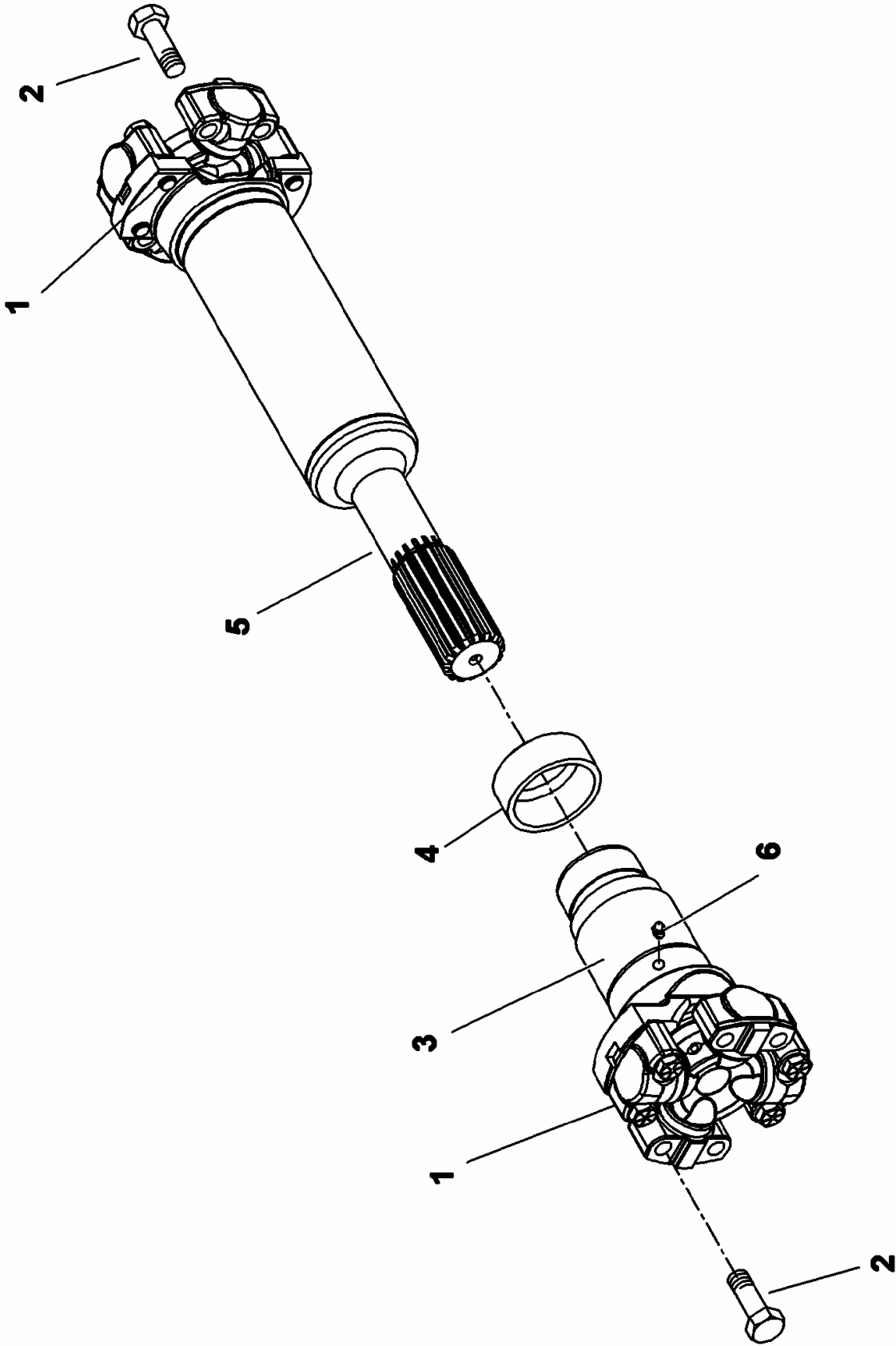
Manitowoc Cranes

Description
CABLE KIT ENGINE RT9150E4

Assembly No.
80027615
 Revision:

Item	FN	Part	Qty	Description
1		80033170	1	CABLE-BLK 4/0 120"(ENG/BAT-)
2		80027823	1	CABLE-BLK
3		80027820	1	BATT CABLE, BLK 4/0
4		80023504	1	BATTERY CABLE BLK 1/0 36"
5		80027818	1	BATT CABLE, RED INCLUDES THE FOLLOWING PARTS
		9246100177	2	BOOT, RED
6		80027672	1	BATTERY CABLE, RED 4 INCLUDES THE FOLLOWING PARTS
		9246100168	1	BOOT, RED
7		80027821	1	BATTERY CABLE, RED INCLUDES THE FOLLOWING PARTS
		9246100168	1	BOOT, RED
8		80027817	1	BATTERY CABLE, RED INCLUDES THE FOLLOWING PARTS
		9246100159	2	BOOT, SWIVEL (RED)
9		80017871	1	CABLE ASSY-1/0 RED (108") LG INCLUDES THE FOLLOWING PARTS
		9246100159	2	BOOT, SWIVEL (RED)
10		7246100150	1	CABLE-RED 1/0 78" (RLY/GRDHTR) INCLUDES THE FOLLOWING PARTS
		9246100159	1	BOOT, SWIVEL (RED)
11		7246100157	1	CABLE-RED 1/0 8" FUSE TO RELAY INCLUDES THE FOLLOWING PARTS
		9246100159	2	BOOT, SWIVEL (RED)

Manitowoc Cranes



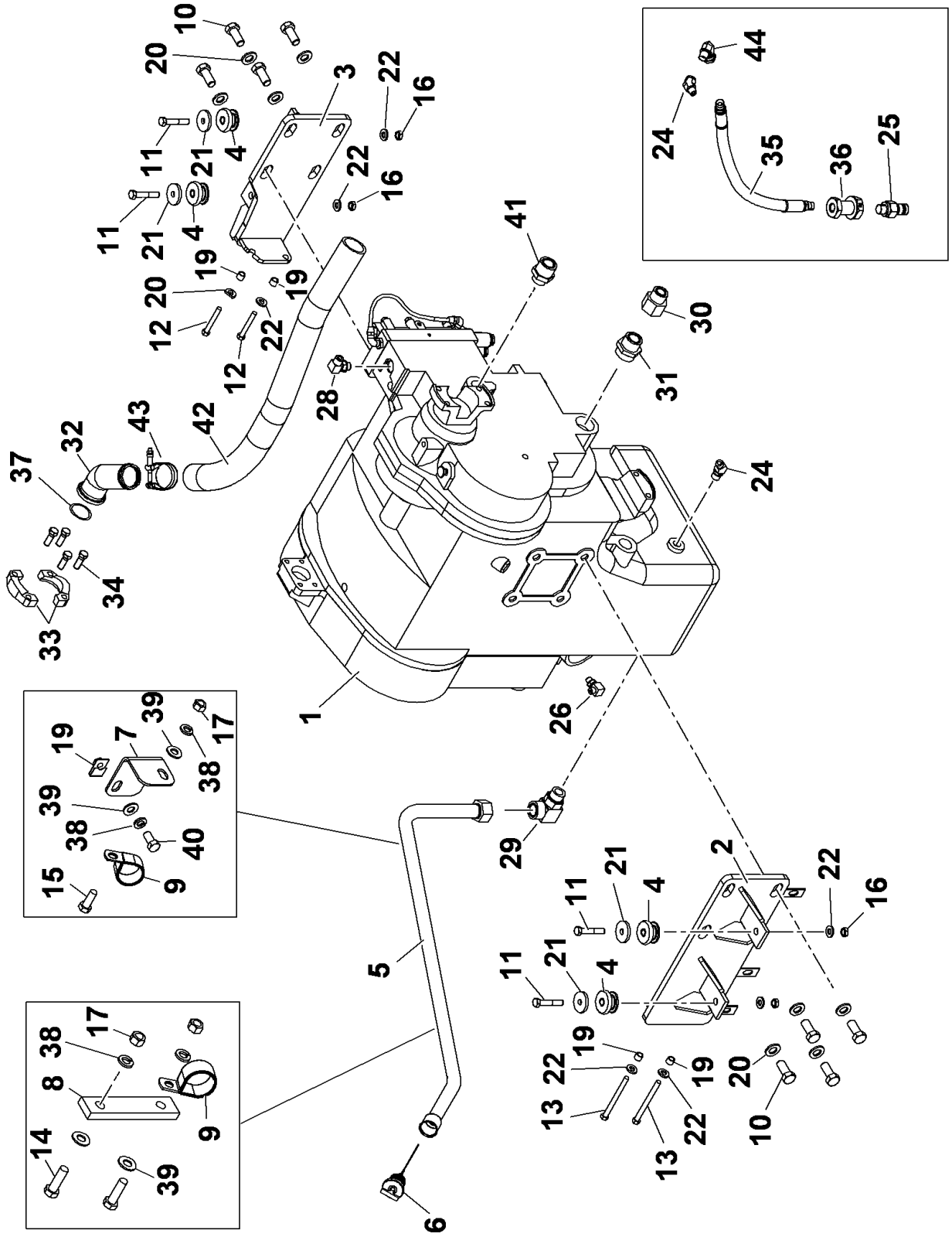
Manitowoc Cranes

Description
DRIVELINE ASSEMBLY

Assembly No.
80000664
Revision:

Item	FN	Part	Qty	Description
1		9364101535	2	U-JOINT BEARING WITH HARDWARE INCLUDES ITEM 2
2		9364101536	8	CAP SCREW,
3		90012594	1	YOKE ASSY. W/ DUST CAP
4		9364101576	1	CAP ASSEMBLY
5		NSS	1	TUBE & YOKE ASSY.
6		9364101577	1	FITTING, GREASE

Manitowoc Cranes



Manitowoc Cranes

Description

TRANSMISSION INSTALLATION

Assembly No.

80007963

Revision: **D**

Item	FN	Part	Qty	Description
1	+	80007471	1	TRANSMISSION ASSEMBLY - 36000 SERIES (COMPLETE ASSEMBLY)
2		2197810012	1	BRACKET, MOUNTING RIGHT HAND SIDE
3		2197810013	1	BRACKET, MOUNTING LEFT HAND SIDE
4		7638000184	4	MOUNT
5		7910100972	1	TUBE, DIPSTICK
6		7486100042	1	DIPSTICK
7		80012995	1	BRACKET-DIPSTICK
8		7418100004	1	STRAP, RUBBER
9		7300000246	2	CLAMP, TUBING 1-1/4" I.D.
10		7118221450	8	CAP SCREW, 3/4" - 10 N.C. X 1 3/4" GRADE 8
11		7115182250	4	CAP SCREW, 1/2" - 13 N.C. X 2 3/4" GRADE 5
12		7118174050	2	CAP SCREW,
13		7118172450	2	CAP SCREW, 7/16"-14 NC X 3" GRD 8
14		7115161050	2	CAP SCREW, 3/8" - 16 N.C. X 1 1/4" GRADE 5
15		7115160650	1	CAP SCREW, 3/8" - 16 N.C. X 3/4" GRADE 5
16		7660181601	4	LOCKNUT, HEX 1/2" - 13 N.C.
17		7660160000	3	NUT, HEX 3/8" - 16 N.C.
18		7659000811	1	NUT, RETAINING 3/8" - 16 N.C.
19		6200060404	4	BUSHING
20		7949000236	8	FLAT WASHER, 3/4"
21		6949000036	4	WASHER, HARDENED ROUND 1/2" I.D.
22		7949000235	7	WASHER, 1/2" I.D. FLAT
23		6949000406	1	WASHER, 1/2" I.D. FLAT

+ SEE FURTHER BREAKDOWN THIS GROUP

Manitowoc Cranes

Description
TRANSMISSION INSTALLATION

Assembly No.
80007963
 Revision: **D**

Item	FN	Part	Qty	Description
24		7445020204	1	ADAPTER, 90 DEGREE SWIVEL
25		80008474	1	COUPLING-TEST PORT
26		7443100082	1	ADAPTER
27		7447060808	1	ELBOW, 45 DEGREE INCLUDES THE FOLLOWING PARTS
		7755012002	1	O-RING
		7755908002	1	O-RING
28		7447080803	1	ELBOW, 90 DEGREE MALE INCLUDES THE FOLLOWING PARTS
		7755014002	1	O-RING
		7755908002	1	O-RING
29		7447201603	2	ELBOW, 90 DEGREE MALE INCLUDES THE FOLLOWING PARTS
		7755025002	1	O-RING
		7755916002	1	O-RING
30		7447201613	1	REDUCER
31		7447202401	1	ADAPTER, STRAIGHT MALE INCLUDES THE FOLLOWING PARTS
		7755025002	1	O-RING
		7755924002	1	O-RING
32		7013000217	1	ADAPTER, HOSE
33		7450000103	2	FLANGE, SPLIT
34		7115181250	4	CAP SCREW, 1/2" - 13 N.C. X 1 1/2" GRADE 5
35		7542001501	1	HOSE ASSY, USE AS REQUIRED
36		7364000686	1	COUPLING, ANCHOR
37		7755228002	1	O-RING, 2"
38		7950160050	4	WASHER, LOCK 3/8" I.D.
39		7950160141	4	WASHER, 3/8" PLAIN NARROW
40		7115160850	1	CAP SCREW, 3/8" - 16 N.C. X 1" GRADE 5
41		7447201601	1	ADAPTER, STRAIGHT MALE INCLUDES THE FOLLOWING PARTS
		7755025002	1	O-RING
		7755916002	1	O-RING
42		7544903890	1	2" ID HYDR HOSE - NO COUPLING
43		7300001112	1	CLAMP, T-BOLT

Manitowoc Cranes

Description

TRANSMISSION INSTALLATION

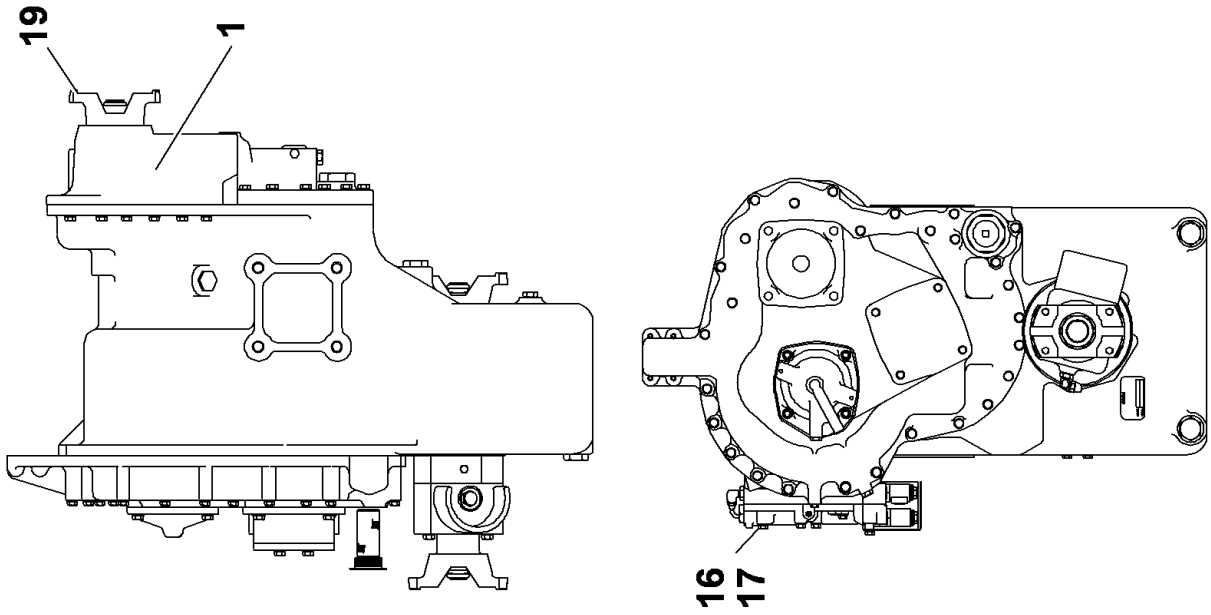
Assembly No.

80007963

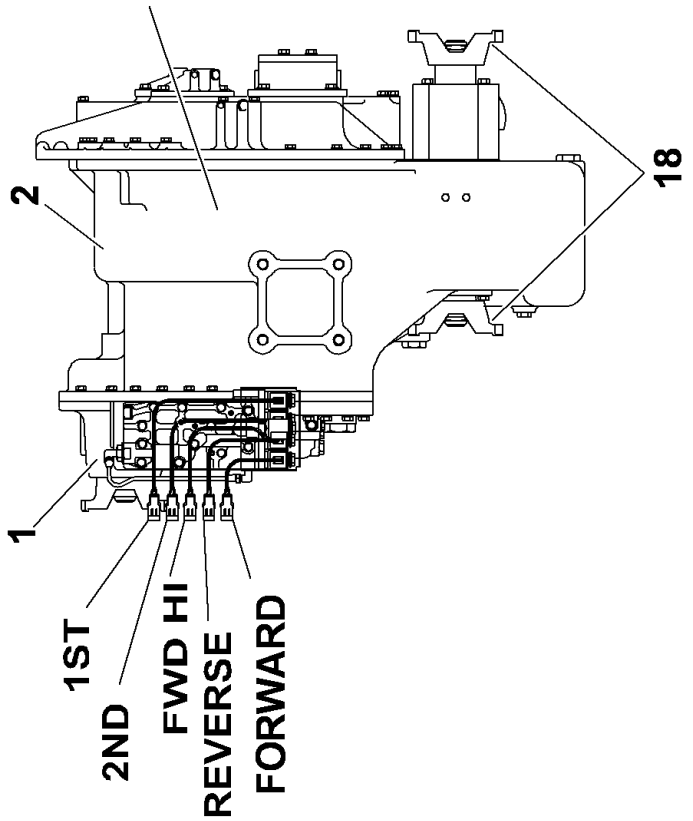
Revision: **D**

Item	FN	Part	Qty	Description
44		7445020252	1	ELBOW

Manitowoc Cranes



3 4 5 6 7 8 9 10 11 12 13 14 15



Manitowoc Cranes

Description

TRANSMISSION ASSEMBLY - 36000 SERIES (COMPLETE ASSEMBLY)

Assembly No.

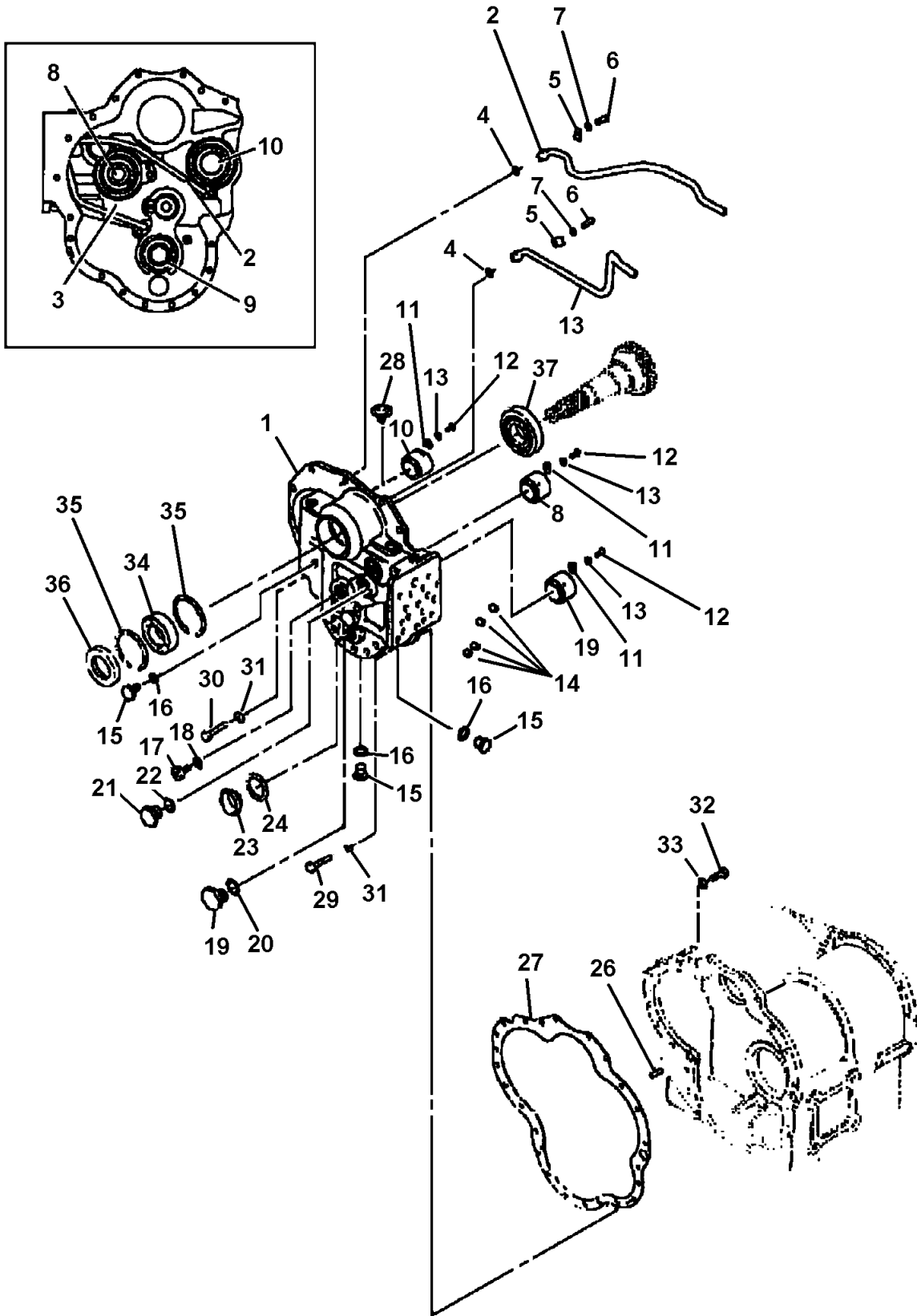
80007471

Revision:

Item	FN	Part	Qty	Description
1	+	90015374	1	COVER GROUP - INPUT SHAFT AND FRONT (12 SPEED)
2	+	90015375	1	COVER GROUP - CASE AND REAR
3	+	90015376	1	GEAR SET GROUP - INPUT DRIVE
4	+	90015377	1	GEAR GROUP - LOW SPEED
5	+	90015416	1	DRIVE GROUP - LOW SPEED
6	+	90015417	1	SHAFT GROUP - FORWARD CLUTCH
7	+	90015386	1	SHAFT GROUP - REVERSE AND 2ND CLUTCH (6 SPEED)
8	+	90015392	1	CLUTCH SHAFT ASSEMBLY GROUP - FORWARD, REVERSE, 2ND AND 3RD, 4TH
9	+	90015393	1	SHAFT GROUP - LOW (1ST) SPEED CLUTCH
10	+	90015394	1	GEAR GROUP - LOW CLUTCH AND IDLER
11	+	90015395	1	IDLER GROUP - FORWARD HIGH CLUTCH
12	+	90015396	1	CLUTCH GROUP - FORWARD HIGH & 3RD SHAFT (6 AND 12 SPEED)
13	+	90015397	1	SHAFT GROUP - IDLER
14	+	90015398	1	GEAR GROUP - IDLER AND OUTPUT
15	+	90015418	1	SHAFT GROUP - OUTPUT AND REAR DISCONNECT
16	+	90018761	1	CONTROL VALVE MTG. GROUP
17	+	90018763	1	CONTROL VALVE ASSY. 24V. GROUP
18	+	90015402	1	FLANGE GROUP - OUTPUT
19	+	90015403	1	FLANGE GROUP - INPUT

+ SEE FURTHER BREAKDOWN THIS GROUP

Manitowoc Cranes



Manitowoc Cranes

Description

COVER GROUP - INPUT SHAFT AND FRONT (12 SPEED)

Assembly No.

90015374

Revision:

Item	FN	Part	Qty	Description
1		9904107754	1	COVER & TUBE ASSY (INCLUDES ITEMS 2 THRU 25)
2		9904106255	1	TUBE
3		9904108421	1	TUBE
4		9904104437	2	O-RING
5		9904106256	2	CLIP, TUBE
6		9049101125	2	BOLT, CAP SCREW
7		7950150050	2	WASHER, LOCK 5/16" I.D.
8		9904103817	1	SLEEVE
9		9904108178	1	HOUSING SLEEVE
10		9904105369	1	SLEEVE
11		9904101298	3	LOCK, PLATE
12		9049101125	3	BOLT, CAP SCREW
13		7950150050	3	WASHER, LOCK 5/16" I.D.
14		9904104055	2	PLUG
15		9904101074	8	PLUG (INCLUDES ITEM 16)
16		9904106259	8	O-RING
17		9904104462	1	PLUG (INCLUDES ITEM 18) INCLUDES THE FOLLOWING PARTS
		7755910000	1	O-RING
18		7755910000	1	O-RING
19		9904106261	1	PLUG (INCLUDES ITEM 20)
20		9904106260	1	O-RING
21		9904101070	1	PLUG (INCLUDES ITEM 22)
22		9904103792	1	O-RING
23		9904101308	1	PLUG
24		9904101307	1	GASKET
25		9904101302	1	PLUG
26		9904101326	2	PIN
27		9904106262	1	GASKET
28		9904104050	1	BREATHER
29		9049101150	14	CAP SCREW,

Manitowoc Cranes

Description

COVER GROUP - INPUT SHAFT AND FRONT (12 SPEED)

Assembly No.

90015374

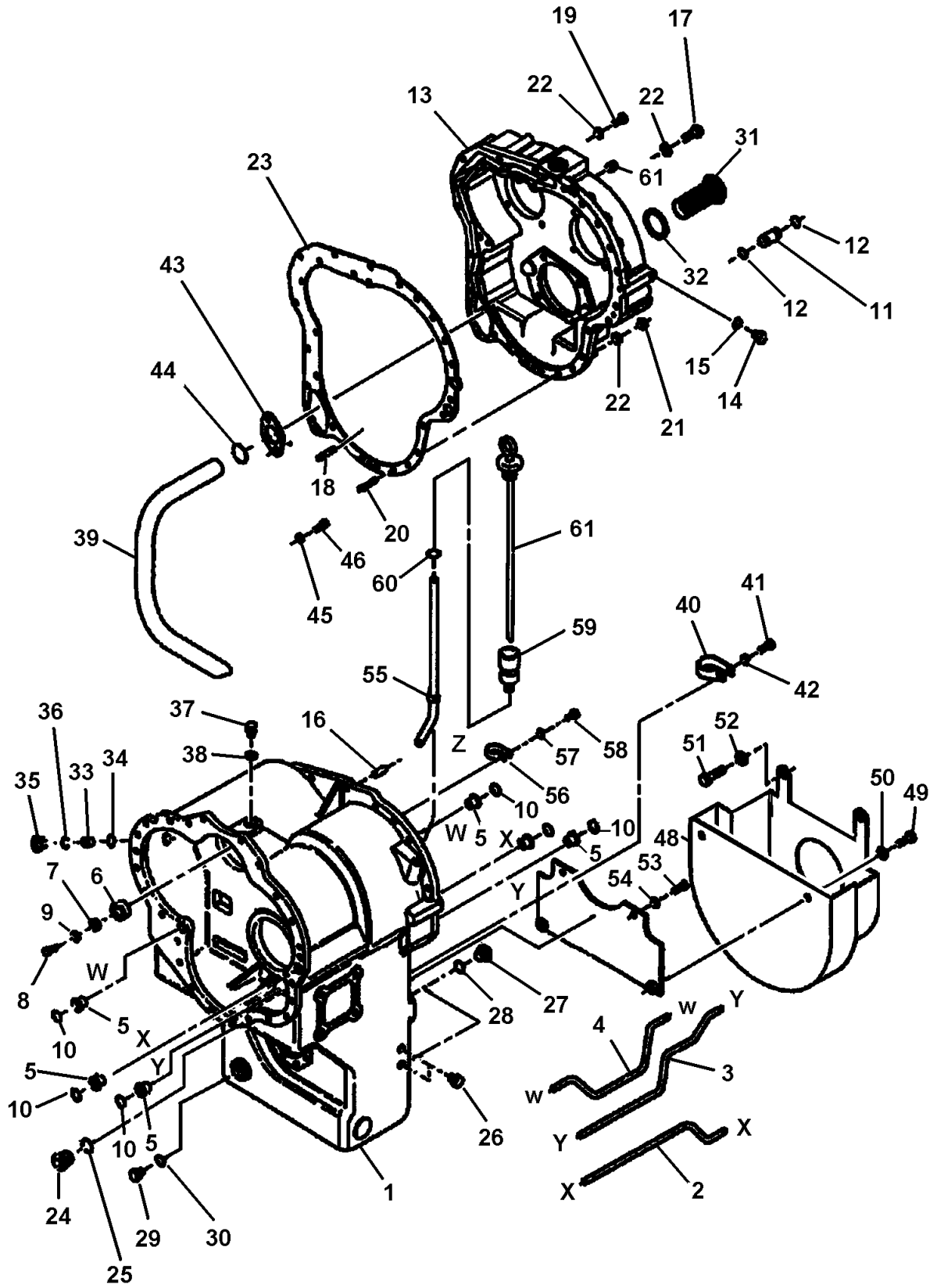
Revision:

Item	FN	Part	Qty	Description
30		9049106693	9	SCREW,
31		7950170050	23	WASHER, LOCK 7/16" I.D.
34		9904107753	1	BEARING, FRONT
35		9904101209	2	RING, RETAINING
36		9904106252	1	SEAL
37		9904109852	1	BEARING
37		9904101070	1	PLUG (NOT ILLUSTRATED)
38		NSS	1	INPUT SHAFT - SEE INPUT SHAFT GROUP

Manitowoc Cranes

Notes

Manitowoc Cranes



Manitowoc Cranes

Description

COVER GROUP - CASE AND REAR

Assembly No.

90015375

Revision:

Item	FN	Part	Qty	Description
1		9904109853	1	CASE ASSEMBLY (INCLUDES ITEMS 2 THRU 9)
2		9904107158	1	TUBE
3		9904107157	1	TUBE
5		9904100993	4	SLEEVE, TUBE
6		9904105373	1	RACE
7		9904101298	1	LOCK, PLATE
8		9049101125	1	BOLT, CAP SCREW
9		7950150050	1	WASHER, LOCK 5/16" I.D.
10		9904103779	4	O'RING POLYACUL
11		9904106274	2	SLEEVE
12		9904106074	4	O-RING
13		90015373	1	COVER, REAR
14		9904102366	2	PLUG (INCLUDES ITEM 15)
15		9904106445	2	O-RING
16		9904101326	2	PIN
17		9904107151	11	SCREW,
18		9904107156	5	STUD
19		9904106269	5	SCREW,
20		9904106459	7	STUD
21		7660170030	12	NUT, 7/16"-20UNF HEX GRADE A
22		7950170050	28	WASHER, LOCK 7/16" I.D.
23		9904107149	1	GASKET
24		9904107739	1	PLUG (INCLUDES ITEM 25)
25		9904103792	1	O-RING
26		9904101102	2	PLUG
27		9904107738	2	PLUG (INCLUDES ITEM 28)
28		9904103792	1	O-RING
29		9904101302	1	PLUG (INCLUDES ITEM 30)
30		9904105336	1	O-RING
31		9904107152	1	SCREEN ASSEMBLY
32		9904106272	1	GASKET

Manitowoc Cranes

Description

COVER GROUP - CASE AND REAR

Assembly No.

90015375

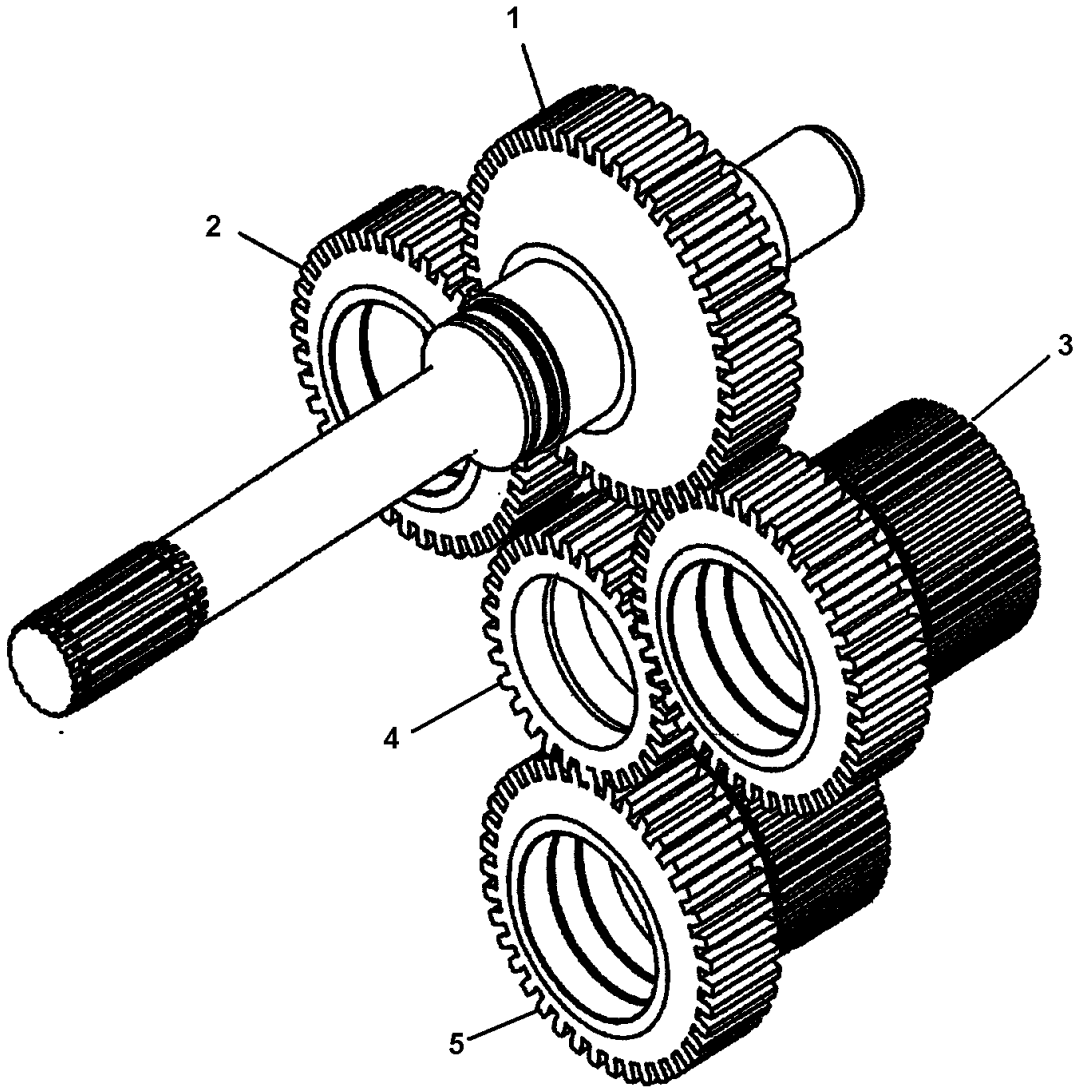
Revision:

Item	FN	Part	Qty	Description
33		9904107730	1	BUSHING
34		9904107731	1	SHIM, (USE QUANTITY AS REQUIRED)
35		9904106155	1	PLUG
36		9356100241	1	O-RING
37		9904102366	1	PLUG (INCLUDES ITEM 38)
38		9904106445	1	O-RING
39		9904107733	1	TUBE
40		9904106275	1	CLIP, TUBE
41		9049100263	1	CAPSCREW
42		7950160050	1	WASHER, LOCK 3/8" I.D.
43		9904106266	1	FLANGE, TUBE
44		9904106463	1	O-RING
45		7950160050	2	WASHER, LOCK 3/8" I.D.
46		9049100263	2	CAPSCREW
47		9904107736	1	PLATE
48		9904107735	1	BAFFLE
49		9904107737	2	SCREW,
50		9904107762	2	WASHER,
51		9904107740	2	SCREW,
52		7950170141	2	WASHER, 7/16" I.D.
53		9904103916	2	SCREW,
54		7950170141	2	WASHER, 7/16" I.D.
55		9904107146	1	TUBE
56		9904107147	1	CLIP
57		7950160050	1	WASHER, LOCK 3/8" I.D.
58		9049100263	1	CAPSCREW
59		9904107145	1	PLUG (INCLUDES ITEM 60)
60		9904105336	1	O-RING

Manitowoc Cranes

Notes

Manitowoc Cranes



Manitowoc Cranes

Description

GEAR SET GROUP - INPUT DRIVE

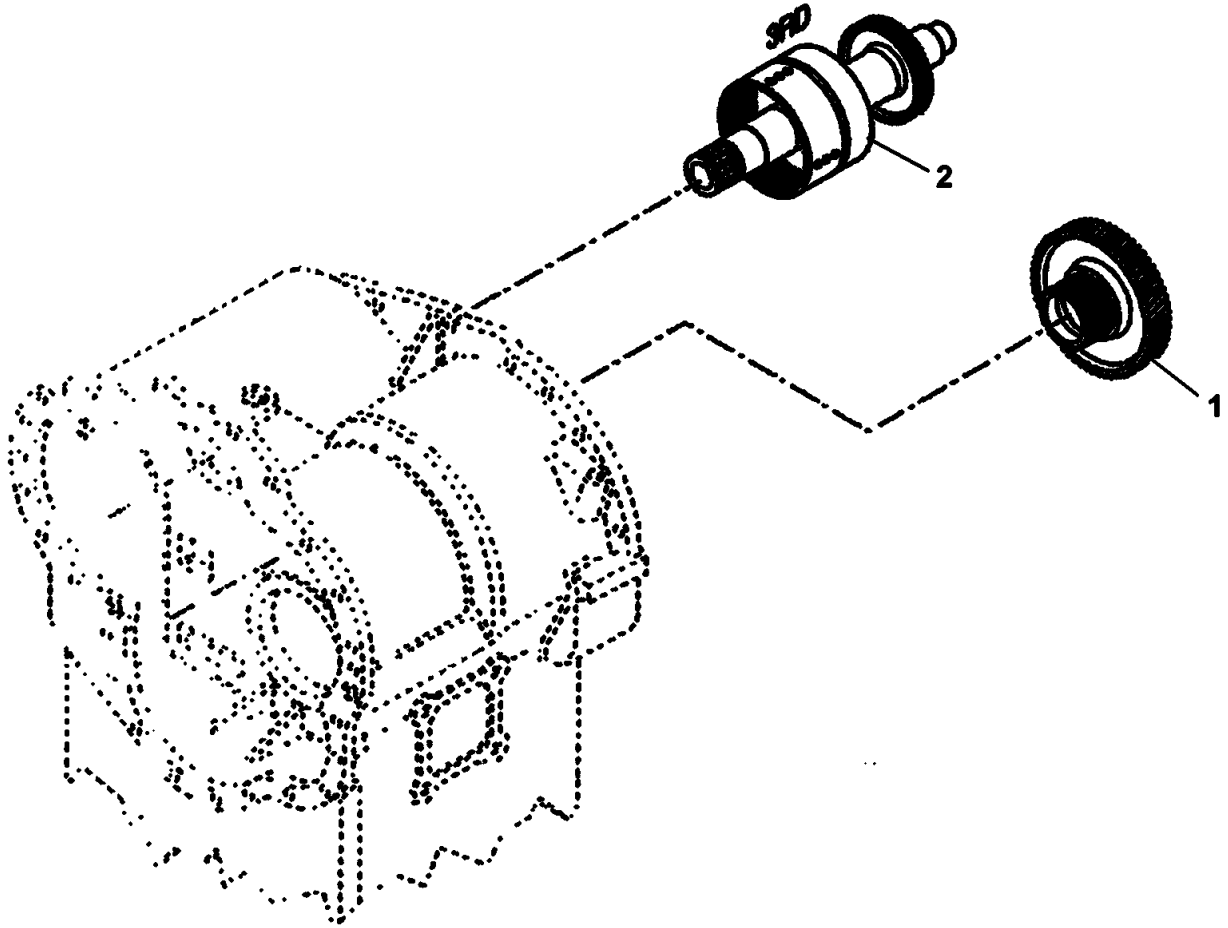
Assembly No.

90015376

Revision:

Item	FN	Part	Qty	Description
1		9904109863	1	SHAFT, INPUT
2		9904109873	1	GEAR REVERSE - CLUTCH DRIVEN
3		9904109861	1	GEAR FORWARD, CLUTCH DRIVEN
4		9904109881	1	GEAR FORWARD (HIGH) CLUTCH IDLER
5		9904109880	1	GEAR FORWARD (HIGH) CLUTCH DRIVEN

Manitowoc Cranes



Manitowoc Cranes

Description

GEAR GROUP - LOW SPEED

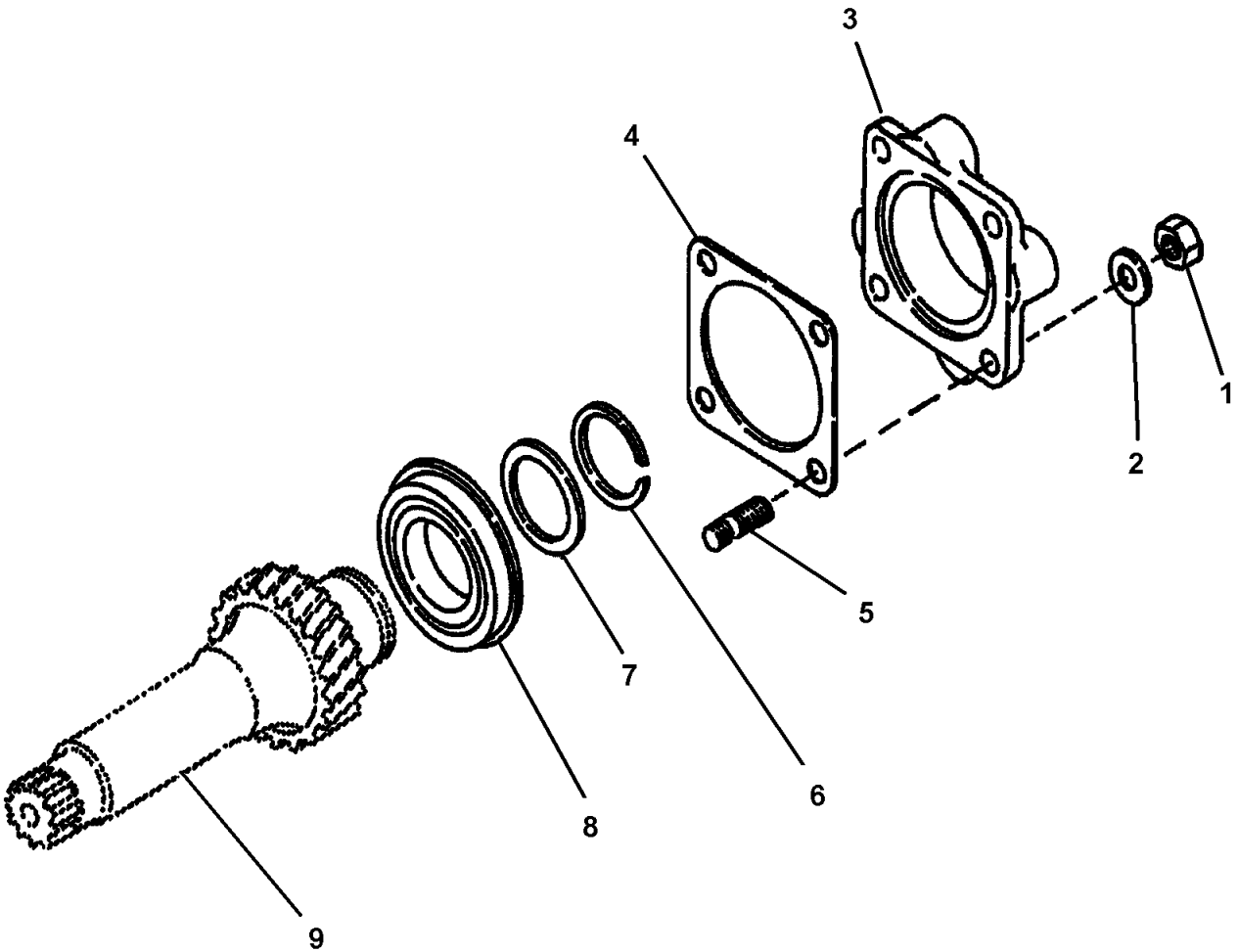
Assembly No.

90015377

Revision:

Item	FN	Part	Qty	Description
1		9904109870	1	GEAR
2		9904109856	1	SHAFT

Manitowoc Cranes



Manitowoc Cranes

Description

DRIVE GROUP - LOW SPEED

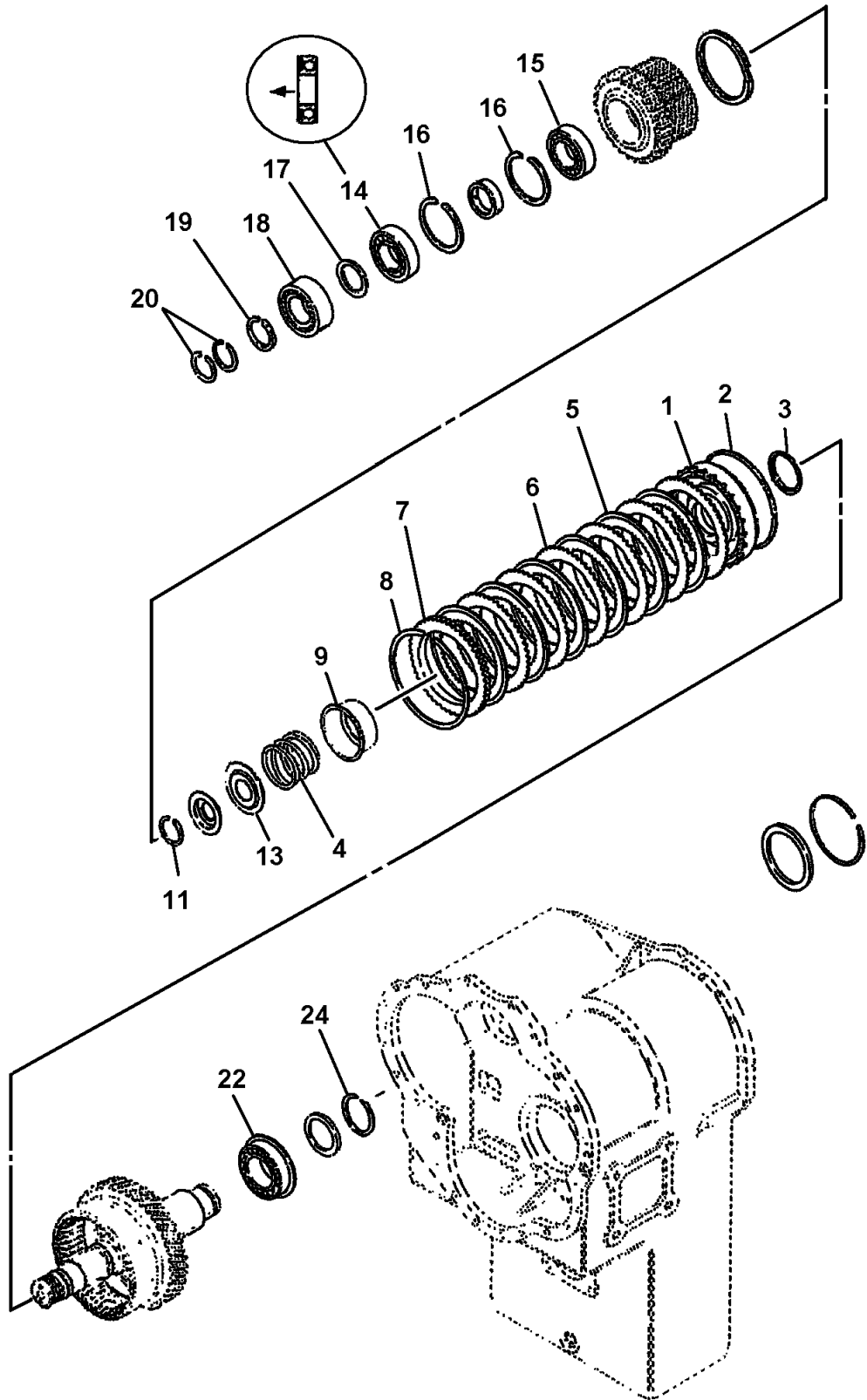
Assembly No.

90015416

Revision:

Item	FN	Part	Qty	Description
1		7660190030	4	NUT, HEX 9/16" - 18 N.F.
2		7950190050	4	WASHER, LOCK 9/16" I.D.
3		90015404	1	CAP, BEARING
4		9904106340	1	O-RING
5		9904103604	4	STUD
6		9904109855	1	RING, RETAINER
8		90014919	1	BEARING, BALL
9		NSS	1	LOW SPEED SHAFT - SEE IDLER SHAFT GEAR GROUP.

Manitowoc Cranes



Manitowoc Cranes

Description

SHAFT GROUP - FORWARD CLUTCH

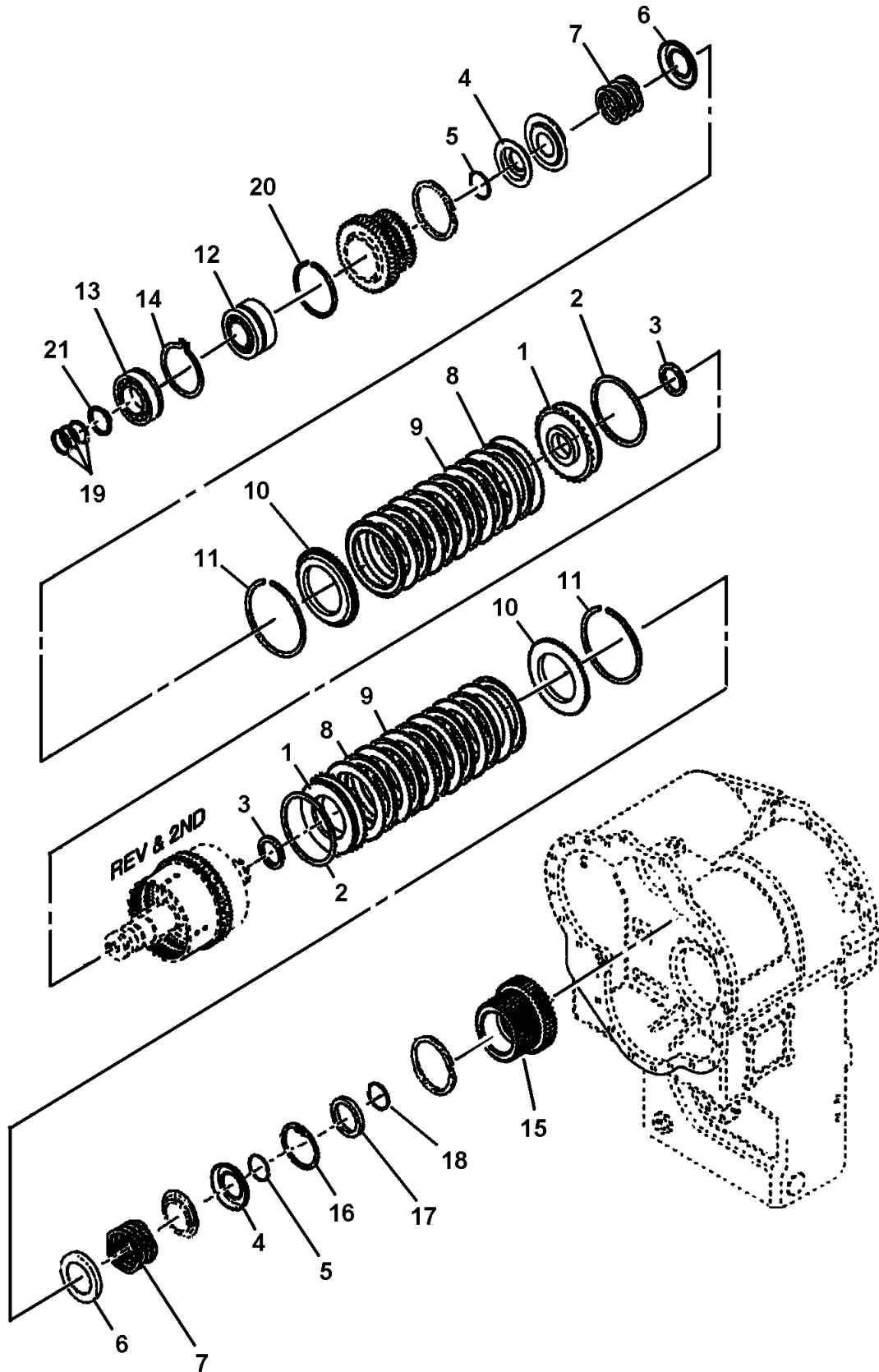
Assembly No.

90015417

Revision:

Item	FN	Part	Qty	Description
1		9904109858	1	CLUTCH PISTON AND SEAL ASSEMBLY (INCLUDES ITEMS 2 AND 3)
2		9904106297	1	SEAL
3		9904101417	1	RING, SEAL
4		9904109857	1	SPRING
5		90015405	6	DISC, INNER CLUTCH
6		9904106470	6	DISC, CLUTCH
7		9904106469	1	RING
8		9904106292	1	RING, RETAINING
9		9904101356	1	RETAINER, SPRING
11		9904103567	1	RING, SNAP
13		9904101338	1	RETAINER, SPRING
14		9904106288	1	BEARING
15		9904106290	1	BEARING
16		9904106001	2	RING, SNAP
17		9904106287	1	SPACER
18		9904106286	1	BEARING
19		9904104004	1	RING, SNAP
20		9904110465	2	RING, PISTON
22		90014919	1	BEARING, BALL
22		9904109859	1	RING, RETAINER (ITEM NOT SHOWN ON DRAWING)
24		9904109855	1	RING, RETAINER

Manitowoc Cranes



Manitowoc Cranes

Description

SHAFT GROUP - REVERSE AND 2ND CLUTCH (6 SPEED)

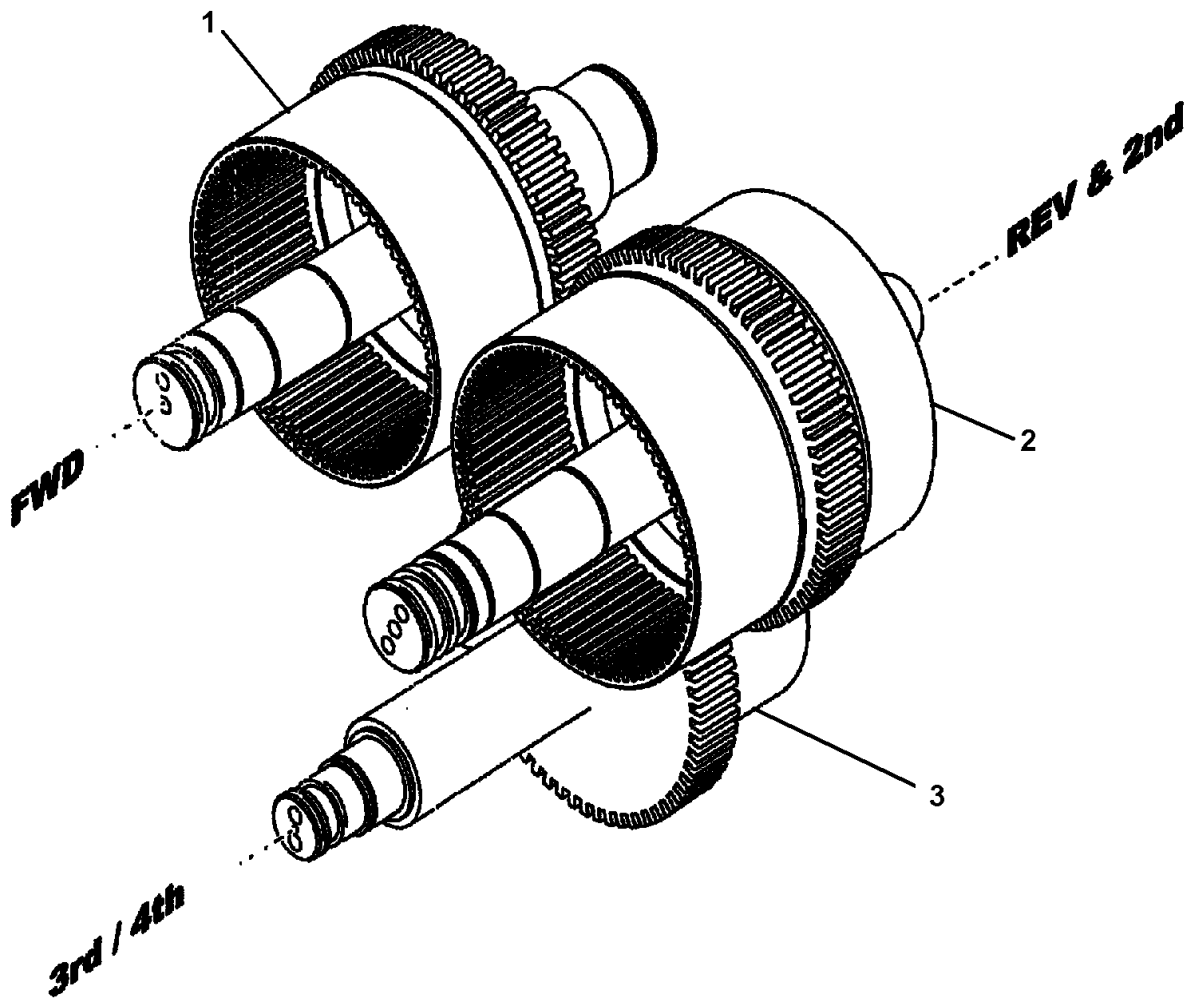
Assembly No.

90015386

Revision:

Item	FN	Part	Qty	Description
1		9904109858	2	CLUTCH PISTON AND SEAL ASSEMBLY (INCLUDES ITEMS 2 AND 3)
2		9904106297	2	SEAL
3		9904101417	2	RING, SEAL
4		9904101338	2	RETAINER, SPRING
5		9904103567	2	RING, SNAP
6		9904101356	2	RETAINER, SPRING
7		9904109857	2	SPRING
8		90015405	12	DISC, INNER CLUTCH
9		9904106470	12	DISC, CLUTCH
10		9904106469	2	RING
11		9904106292	2	RING, RETAINING
12		9904106306	1	BEARING ASSEMBLY
13		9904106305	1	BEARING, FRONT
14		9904101348	1	RING, SNAP
15		9904109864	1	HUB, DISC
16		9904106308	1	RING, RETAINING
17		9904106309	1	RING, RETAINING
18		9904106310	1	RING, RETAINING
19		9904110465	3	RING, PISTON
20		9904106307	1	RING, RETAINING
21		9904107160	1	KIT, RING

Manitowoc Cranes



Manitowoc Cranes

Description

CLUTCH SHAFT ASSEMBLY GROUP - FORWARD, REVERSE, 2ND AND 3RD, 4TH

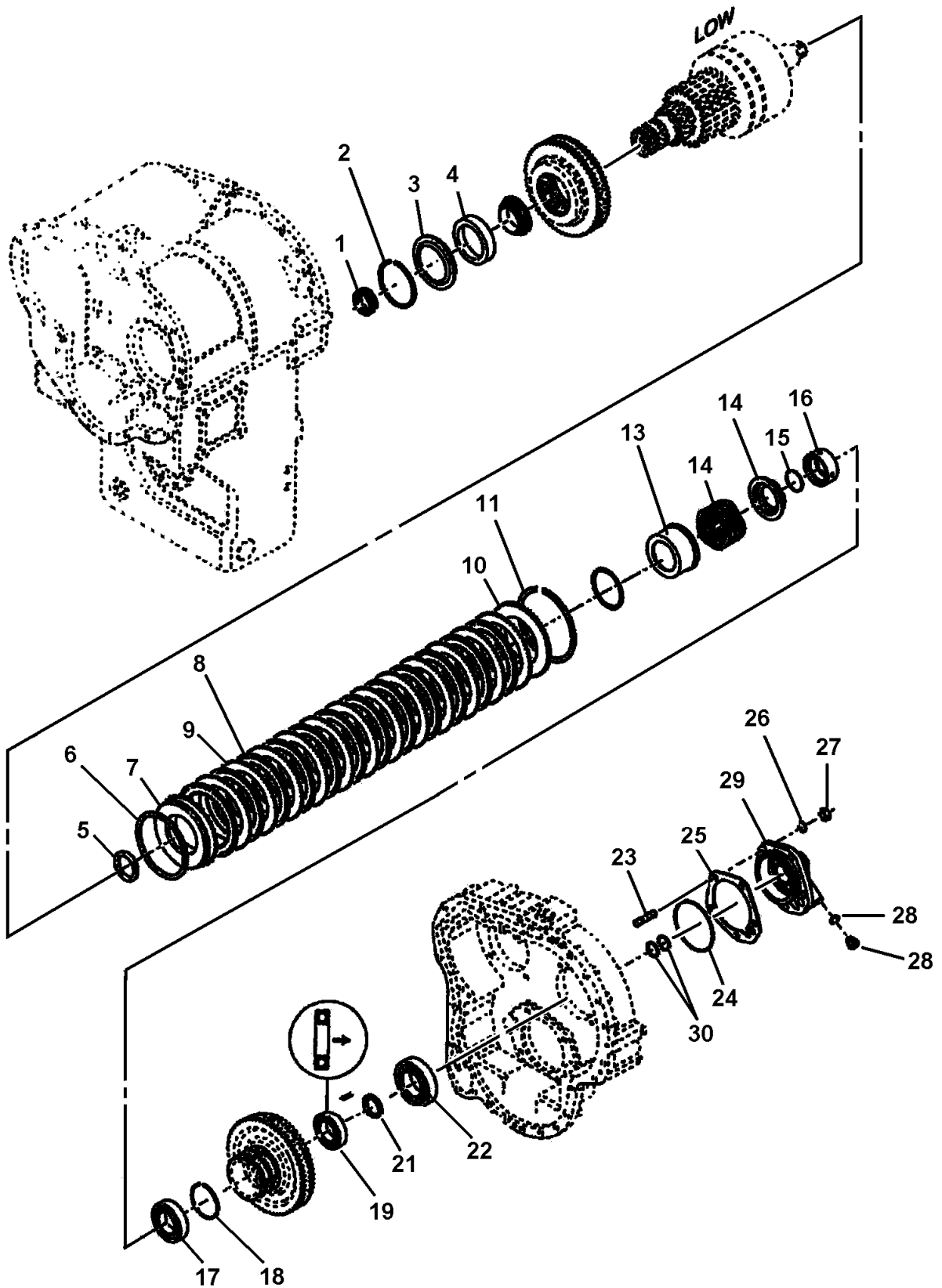
Assembly No.

90015392

Revision:

Item	FN	Part	Qty	Description
1		9904109860	1	DRUM AND PLUG ASSEMBLY
2		9904109872	1	DRUM WITH PLUG
3		9904109879	1	DRUM

Manitowoc Cranes



Manitowoc Cranes

Description

SHAFT GROUP - LOW (1ST) SPEED CLUTCH

Assembly No.

90015393

Revision:

Item	FN	Part	Qty	Description
1		9904106315	1	BEARING
2		9904101040	1	RING, RETAINING
3		9904106316	1	SPACER
4		9904109866	1	CONE, BEARING
4		9904109865	1	CUP, BEARING
5		9904101417	1	RING, SEAL
6		9904106297	1	SEAL
7		9904109867	1	CLUTCH PISTON AND SEAL ASSEMBLY (INCLUDES ITEMS 5 AND 6)
8		90015405	10	DISC, INNER CLUTCH
9		9904106470	10	DISC, CLUTCH
10		9904106469	1	RING
11		9904106292	1	RING, RETAINING
13		9904106332	1	RETAINER, SPRING
14		9904109857	1	SPRING
14		9904106489	1	RETAINER, SPRING
15		9904102373	1	RING
16		9904109868	1	SPACER
17		9904106320	1	BEARING
18		9904101022	1	RING, RETAINING
19		9904106321	1	BEARING
21		9904109869	1	WASHER, THRUST
22		9904106323	1	BEARING ASSEMBLY
23		9904107769	1	STUD
24		9904103995	1	O-RING
25		9904107162	1	SHIM, .004" (USE QUANTITY AS REQUIRED)
25		9904107163	1	SHIM, .007" (USE QUANTITY AS REQUIRED)
25		9904107164	1	SHIM, .010" (USE QUANTITY AS REQUIRED)
25		9904107165	1	SHIM, .020" (USE QUANTITY AS REQUIRED)

Manitowoc Cranes

Description

SHAFT GROUP - LOW (1ST) SPEED CLUTCH

Assembly No.

90015393

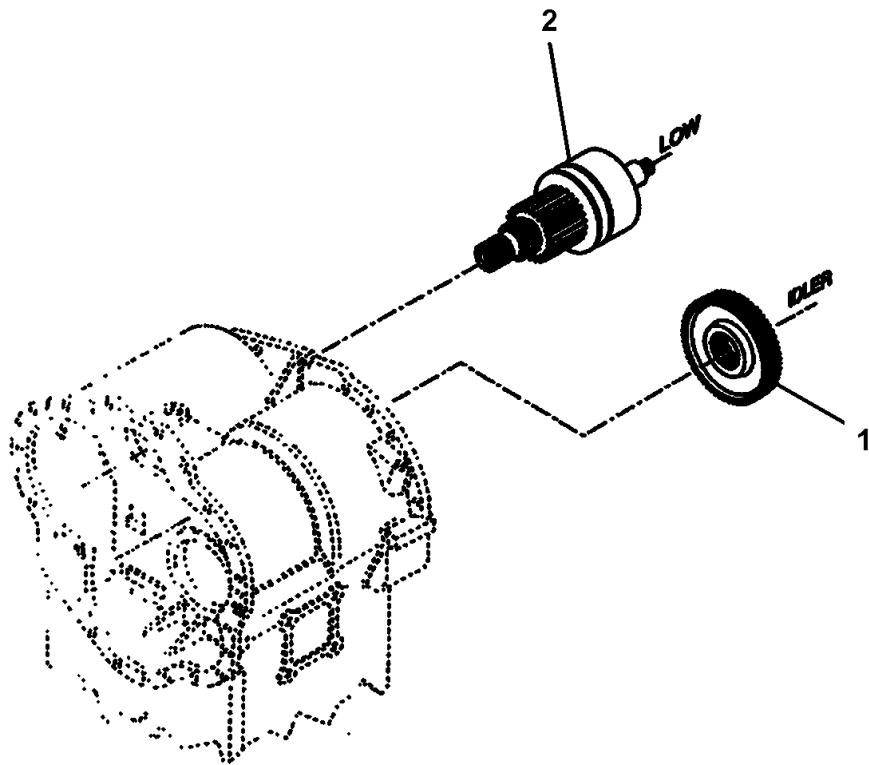
Revision:

Item	FN	Part	Qty	Description
26		7950170050	4	WASHER, LOCK 7/16" I.D.
27		7660170030	4	NUT, 7/16"-20UNF HEX GRADE A
28		9904101074	2	PLUG (INCLUDES O-RING, ITEM 28/2)
28		9904106259	2	O-RING
29		9904108428	1	CAP, BEARING REAR
30		9904110465	2	RING, PISTON

Manitowoc Cranes

Notes

Manitowoc Cranes



Manitowoc Cranes

Description

GEAR GROUP - LOW CLUTCH AND IDLER

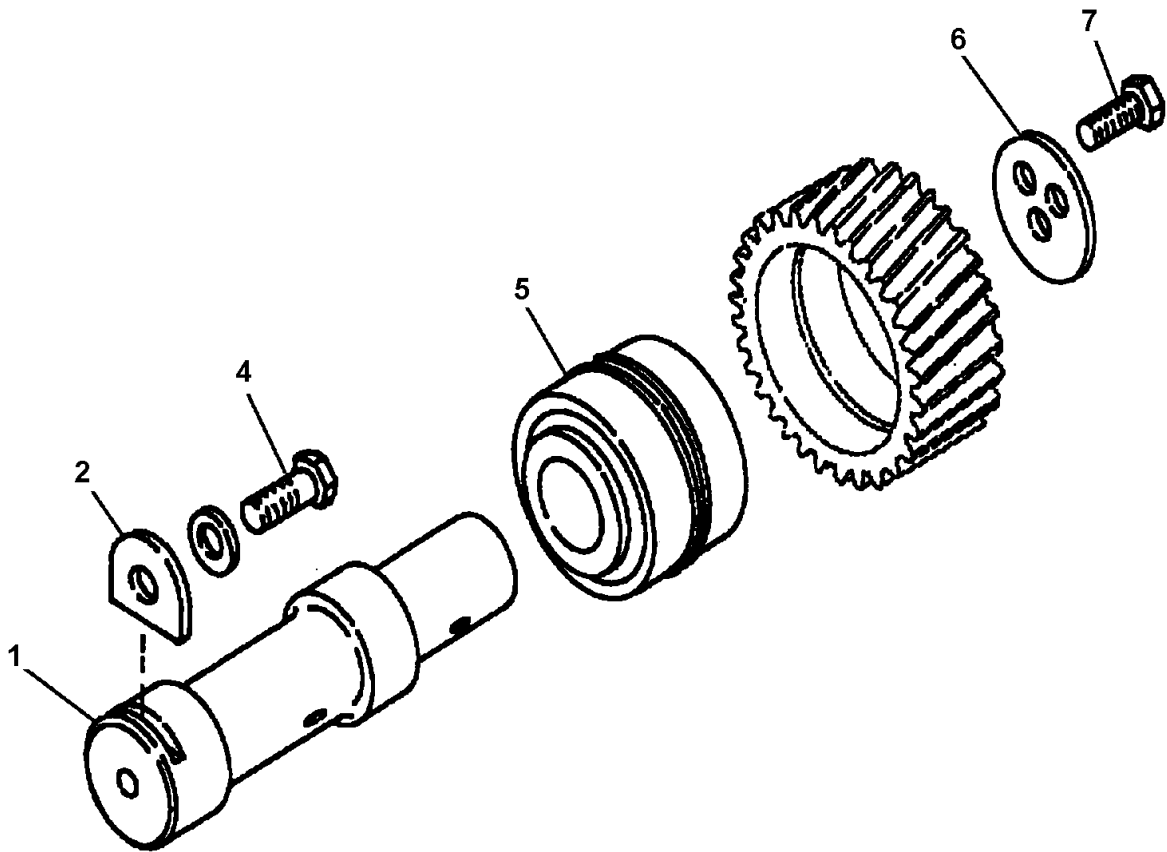
Assembly No.

90015394

Revision:

Item	FN	Part	Qty	Description
1		9904109891	1	GEAR
2		90015406	1	SHAFT ASSY, 1ST SPEED CLUTCH

Manitowoc Cranes



Manitowoc Cranes

Description

IDLER GROUP - FORWARD HIGH CLUTCH

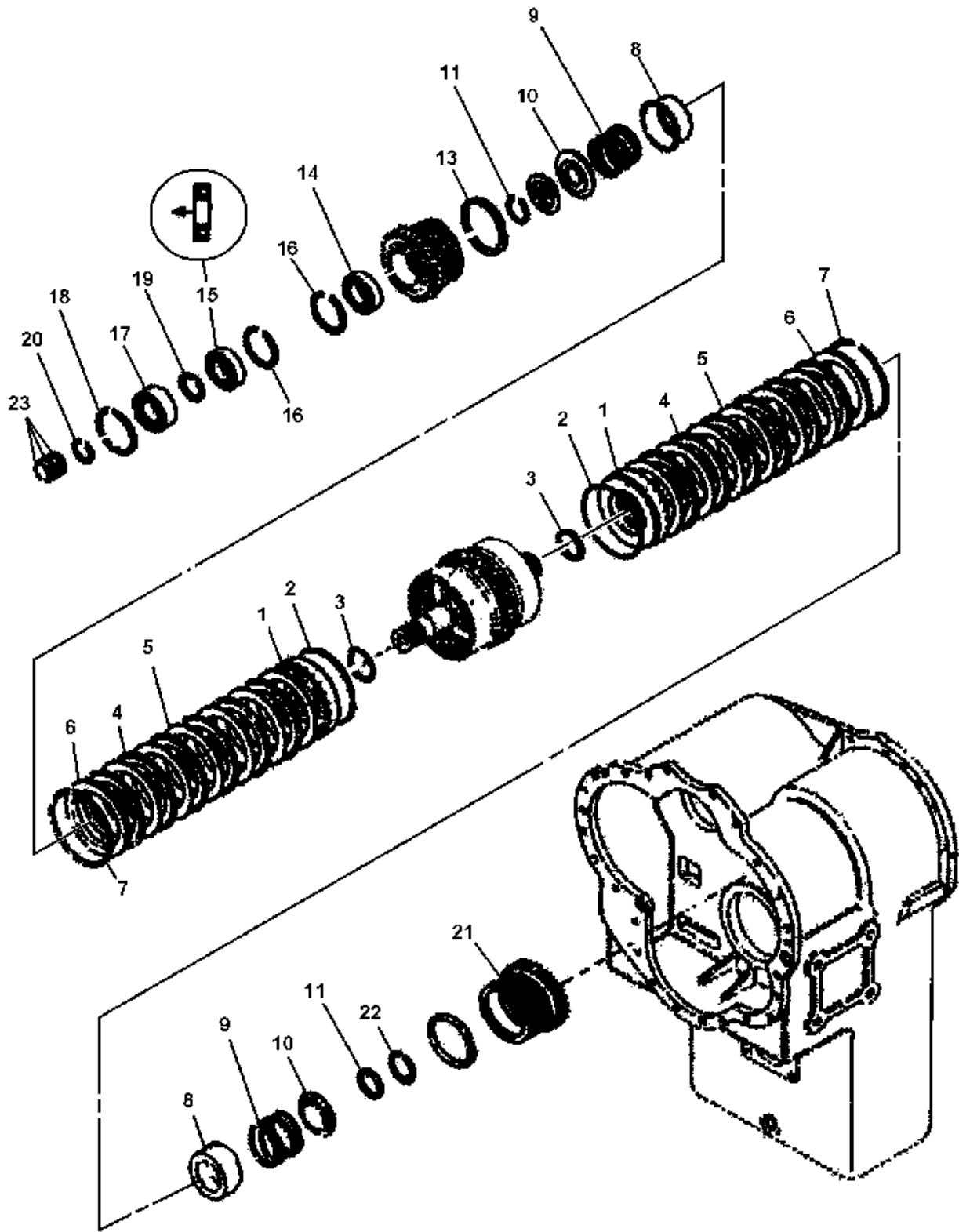
Assembly No.

90015395

Revision:

Item	FN	Part	Qty	Description
1		9904109874	1	SHAFT, IDLER
2		9904109875	1	PLATE, LOCK
4		9049101125	1	BOLT, CAP SCREW
5		9904102371	1	BEARING
6		9904109882	1	PLATE, RETAINER
7		9904103178	3	SCREW & LOCKWASHER

Manitowoc Cranes



Manitowoc Cranes

Description

CLUTCH GROUP - FORWARD HIGH & 3RD SHAFT (6 AND 12 SPEED)

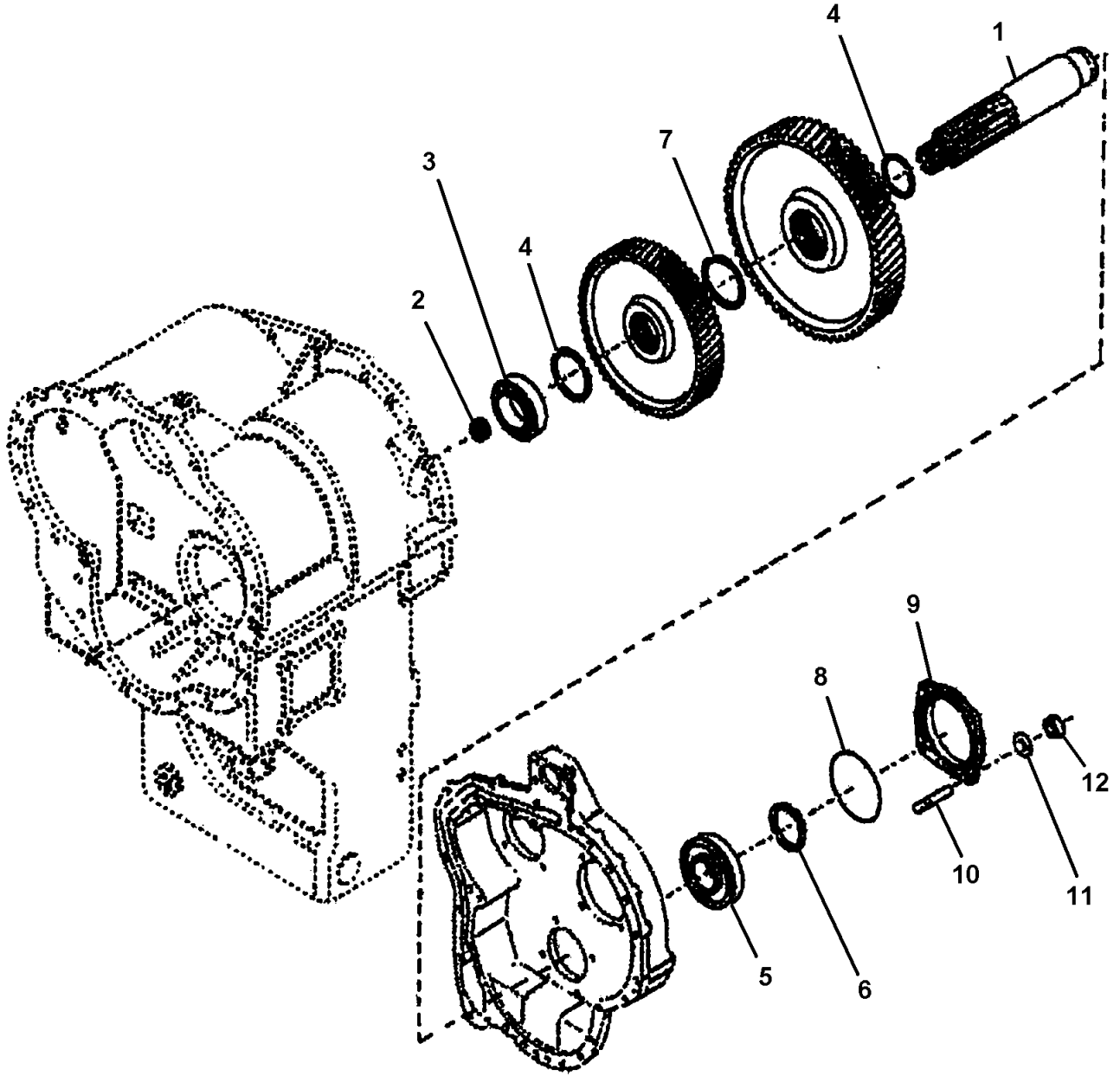
Assembly No.

90015396

Revision:

Item	FN	Part	Qty	Description
1		9904109858	2	CLUTCH PISTON AND SEAL ASSEMBLY (INCLUDES ITEMS 2 AND 3)
2		9904106297	2	SEAL
3		9904101417	2	RING, SEAL
4		90015405	12	DISC, INNER CLUTCH
5		9904106470	12	DISC, CLUTCH
6		9904106469	2	RING
7		9904106292	2	RING, RETAINING
8		9904101356	2	RETAINER, SPRING
9		9904109857	2	SPRING
10		9904101338	2	RETAINER, SPRING
11		9904103567	2	RING, SNAP
13		9904106291	1	RING, BAFFLE
14		9904101333	1	BEARING, GEAR
15		9904102281	1	BEARING, GEAR
16		9904101334	2	RING, SNAP
17		9904108186	1	BEARING
18		9904103906	1	RING, SNAP
19		9904104004	1	RING, SNAP
20		9904109876	1	RING, SNAP FRONT BEARING .106
21		9904109878	1	HUB, DISC
22		9904106447	1	RING, RETAINING
23		9904110465	3	RING, PISTON

Manitowoc Cranes



Manitowoc Cranes

Description

SHAFT GROUP - IDLER

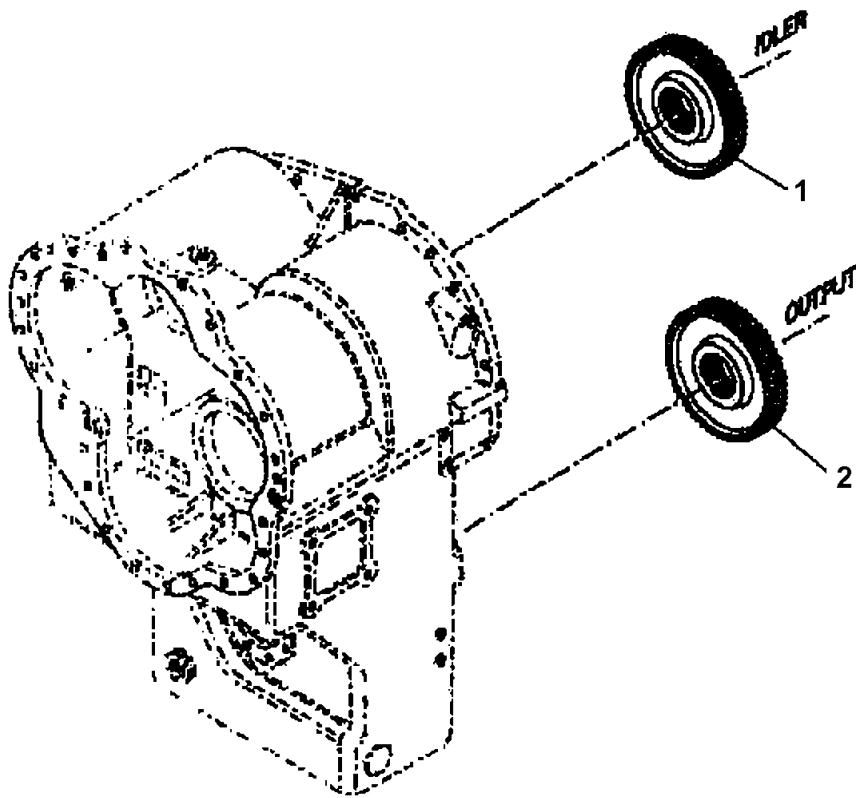
Assembly No.

90015397

Revision:

Item	FN	Part	Qty	Description
1		9904109886	1	SHAFT
2		9904101350	1	BEARING, PILOT
3		9904106338	1	BEARING
4		9904109884	2	RING, RETAINER
5		9904109887	1	BEARING
6		9904109888	1	RING, RETAINER
7		9904109885	1	SPACER
8		9904109889	1	O-RING
9		9904109890	1	CAP, BEARING
10		9904103604	4	STUD
11		7950190050	4	WASHER, LOCK 9/16" I.D.
12		7660190030	4	NUT, HEX 9/16" - 18 N.F.

Manitowoc Cranes



Manitowoc Cranes

Description

GEAR GROUP - IDLER AND OUTPUT

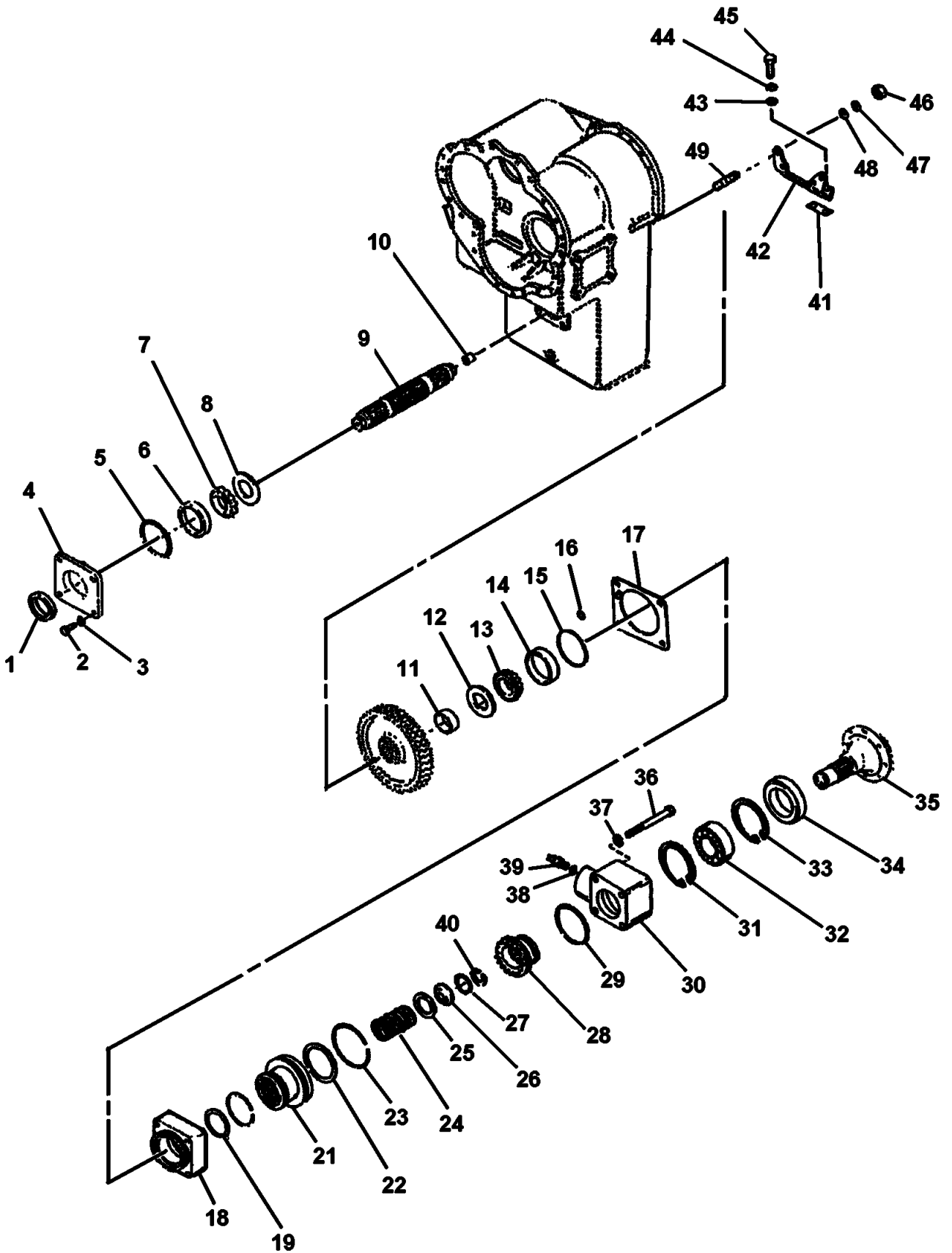
Assembly No.

90015398

Revision:

Item	FN	Part	Qty	Description
1		9904109892	1	GEAR ASSY, 55T
2		9904109903	1	GEAR ASSY. 56T

Manitowoc Cranes



Manitowoc Cranes

Description

SHAFT GROUP - OUTPUT AND REAR DISCONNECT

Assembly No.

90015418

Revision:

Item	FN	Part	Qty	Description
1		90014066	1	SEAL, OIL
2		9049106693	9	SCREW,
3		7950170050	9	WASHER, LOCK 7/16" I.D.
4		90015407	1	CAP, FRONT BEARING
5		9356100226	1	O-RING
6		9904106355	1	CUP, BEARING
7		9904106609	1	CONE, BEARING
8		9904101388	1	SPACER
9		9904109893	1	SHAFT, OUTPUT AND BUSHING (INCLUDES ITEM 10)
10		9904107174	1	BUSHING
11		9904109894	1	SPACER
12		9904101388	1	SPACER
13		9904106192	1	CONE, BEARING
14		9904106194	1	CUP, BEARING
15		9356100226	1	O-RING
16		9904103500	1	O-RING
17		9904106347	1	SHIM, .004" (USE QUANTITY AS REQUIRED)
17		9904106348	1	SHIM, .007" (USE QUANTITY AS REQUIRED)
17		9904106349	1	SHIM, .010" (USE QUANTITY AS REQUIRED)
17		9904106350	1	SHIM, .020" (USE QUANTITY AS REQUIRED)
18		9904109904	1	CAP, BEARING
19		9904103710	1	RING, PISTON
21		9904106834	1	PISTON, DISCONNECT
22		9904106358	1	RING, PISTON
23		9904106367	1	SPRING, EXPANDER
24		9904106359	1	SPRING
25		9904106360	1	WASHER, THRUST
26		9904104301	1	RETAINER, SNAP RING

Manitowoc Cranes

Description

SHAFT GROUP - OUTPUT AND REAR DISCONNECT

Assembly No.

90015418

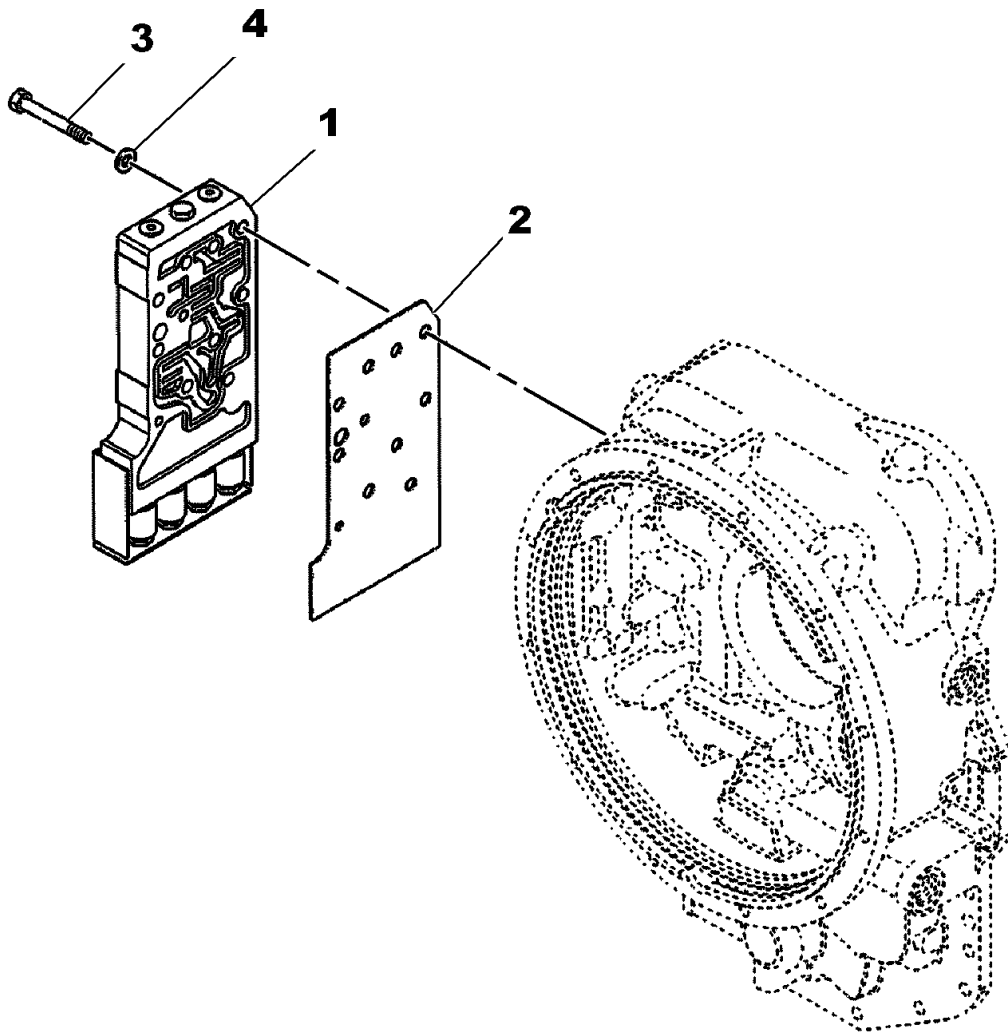
Revision:

Item	FN	Part	Qty	Description
27		9904103567	1	RING, SNAP
28		9904109895	1	HUB
29		9904107177	1	O-RING
30		9904109896	1	HOUSING
31		9904109897	1	RING, RETAINER
32		9049101214	1	BEARING
33		9904109897	1	RING, RETAINER
34		90014233	1	SEAL, OIL
35		9904109898	1	SHAFT
36		9904109899	7	CAP SCREW
37		9049101377	7	LOCKWASHER
38		9356100241	1	O-RING
39		9904106155	1	PLUG
40		9904103689	1	RING, SNAP
41		9904109900	1	SHIM, (USE QUANTITY AS REQUIRED)
42		9904109901	1	BRACKET
43		9904109902	2	WASHER
44		9049101377	2	LOCKWASHER
45		90015408	2	CAP SCREW, BRACKET
46		7660180038	4	NUT, HEX 1/2" - 20 N.F.
47		9049101377	4	LOCKWASHER
48		9904109902	4	WASHER
49		9049103500	4	STUD
50		9904102366	1	PLUG (NOT ILLUSTRATED)

Manitowoc Cranes

Notes

Manitowoc Cranes



Manitowoc Cranes

Description

CONTROL VALVE MTG. GROUP

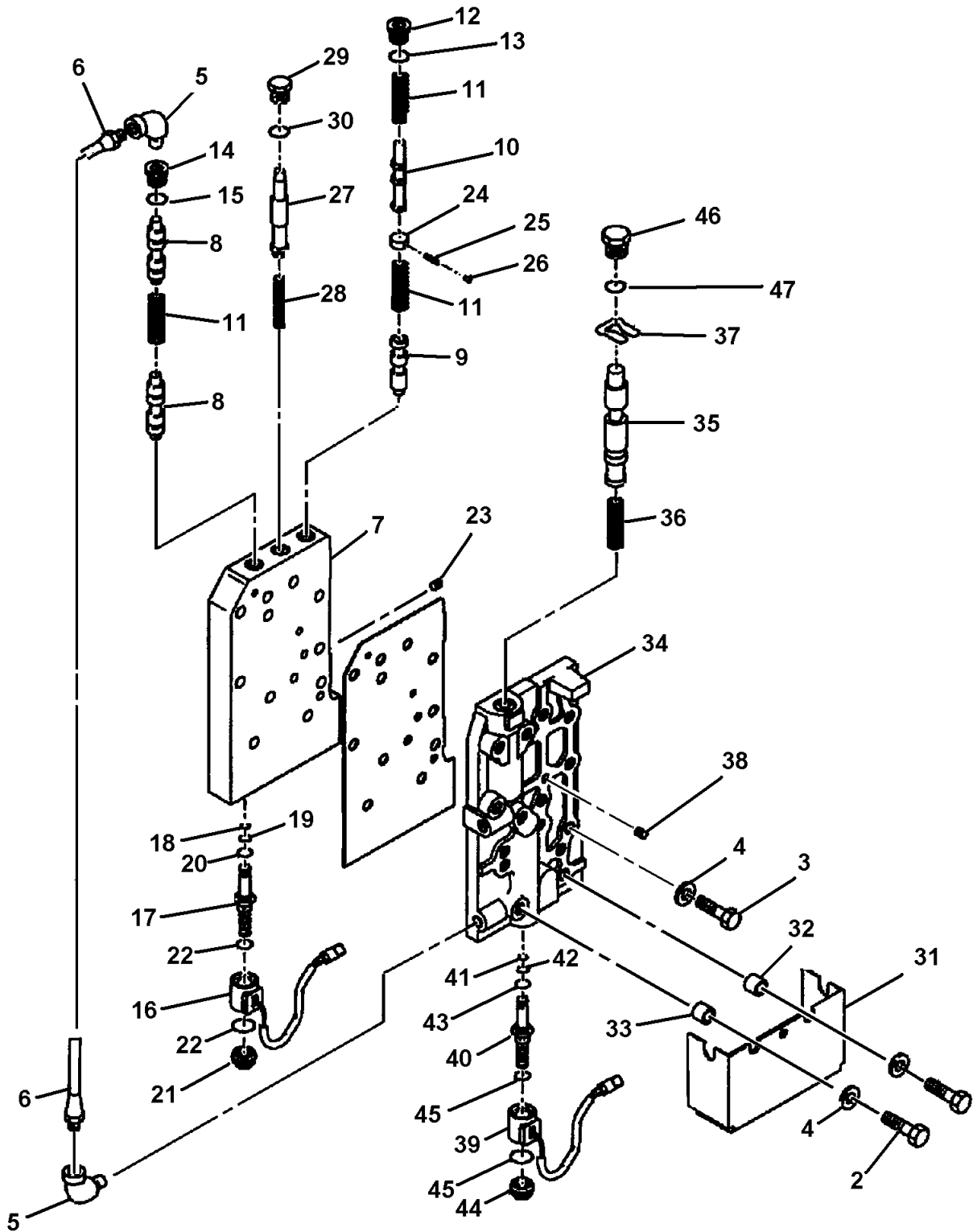
Assembly No.

90018761

Revision:

Item	FN	Part	Qty	Description
1		90018762	1	VALVE ASSY. CONTROL 24V.
2		9904106608	1	GASKET
3		9904106056	4	SCREW,
3		9904105328	5	SCREW, VALVE MOUNTING
4		7950160050	9	WASHER, LOCK 3/8" I.D.

Manitowoc Cranes



Manitowoc Cranes

Description
CONTROL VALVE ASSY. 24V. GROUP

Assembly No.
90018763
 Revision:

Item	FN	Part	Qty	Description
1		9904107750	1	GASKET
2		9904105327	2	SCREW
3		7115161250	1	CAP SCREW, 3/8" - 16 N.C. X 1 1/2" GRADE 5
4		7950160050	3	WASHER, LOCK 3/8" I.D.
5		9904106058	2	ELBOW
6		9904106059	1	TUBE
7		NSS	1	HOUSING, CONTROL VALVE
8		9904106370	2	SPOOL, SHIFT
9		9904106375	1	SPOOL, SHIFT
10		9904106372	1	SPOOL, SHIFT
11		9904106371	3	SPRING
12		9904106063	1	PLUG WITH O-RING (INCLUDES ITEM 13) INCLUDES THE FOLLOWING PARTS
		9904105336	1	O-RING
13		9904105336	1	O-RING
14		9904106060	1	PLUG (INCLUDES ITEM 15)
15		9904105336	1	O-RING
16		9904107574	4	COIL, 24V
17		9904107585	4	CARTRIDGE, BALL VALVE (INCLUDES ITEMS 18 THRU 20)
18		9904106074	4	O-RING
19		9904105339	4	O-RING
20		9904107584	4	O-RING
21		9904108709	4	NUT
22		9904107573	8	O-RING
23		9904104055	2	PLUG
24		9904106065	1	STOP, SPOOL
25		9904106066	1	PIN, ROLL
26		9904106149	1	STOP, PLUG
27		9904103650	1	SPOOL, VALVE
28		9904103651	1	SPRING

Manitowoc Cranes

Description
CONTROL VALVE ASSY. 24V. GROUP

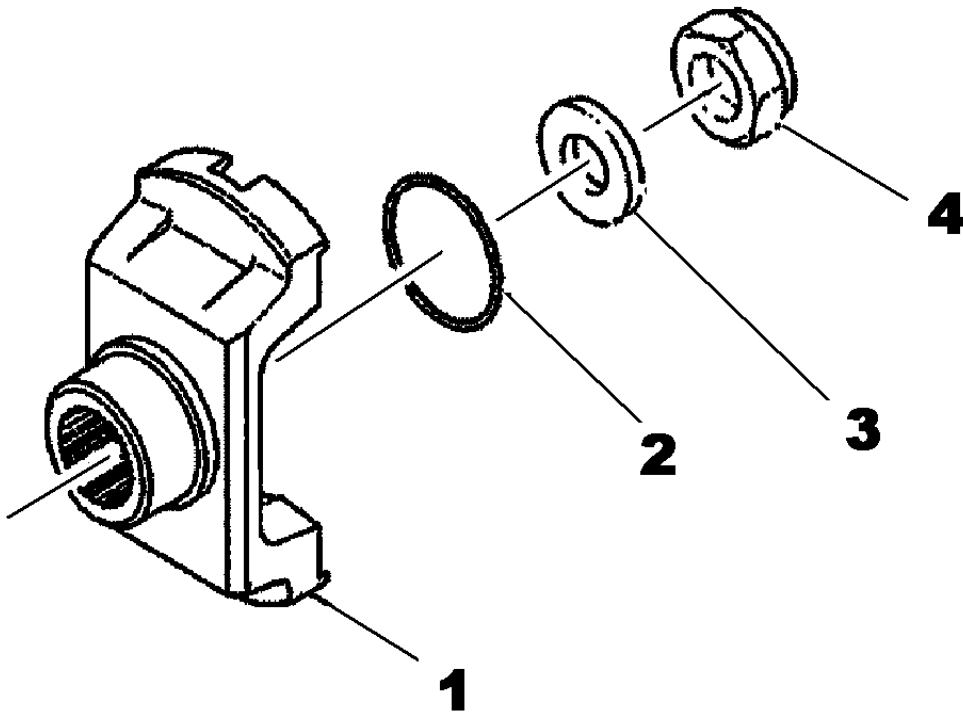
Assembly No.
90018763
 Revision:

Item	FN	Part	Qty	Description
29		9904104462	1	PLUG (INCLUDES ITEM 30) INCLUDES THE FOLLOWING PARTS
		7755910000	1	O-RING
30		7755910000	1	O-RING
31		9904109627	1	COVER, SOLENOID VALVE
32		9904109697	1	SPACER, COVER
33		9904109628	1	COVER SPACER
34		NSS	1	BODY, SHUTTLE VALVE
35		9904106376	1	SPOOL, SHUTTLE
36		9904106371	1	SPRING
37		9904103647	1	STOP, SPOOL
38		9904104055	7	PLUG
39		9904107574	1	COIL, 24V
40		9904107585	1	CARTRIDGE, BALL VALVE (INCLUDES ITEMS 41 THRU 43)
41		9904106074	1	O-RING
42		9904105339	1	O-RING
43		9904107584	1	O-RING
44		9904108709	1	NUT
45		9904107573	2	O-RING
46		9904101429	1	PLUG WITH O-RING (INCLUDES ITEM 47) INCLUDES THE FOLLOWING PARTS
		7755910000	1	O-RING
47		7755910000	1	O-RING

Manitowoc Cranes

Notes

Manitowoc Cranes



Manitowoc Cranes

Description

FLANGE GROUP - OUTPUT

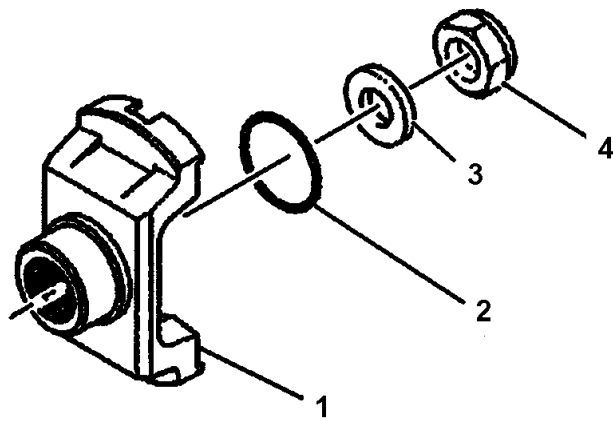
Assembly No.

90015402

Revision:

Item	FN	Part	Qty	Description
1		9904106243	2	FLANGE
2		9904110194	2	O-RING
3		9904101392	2	WASHER
4		9904101391	2	NUT

Manitowoc Cranes



Manitowoc Cranes

Description

FLANGE GROUP - INPUT

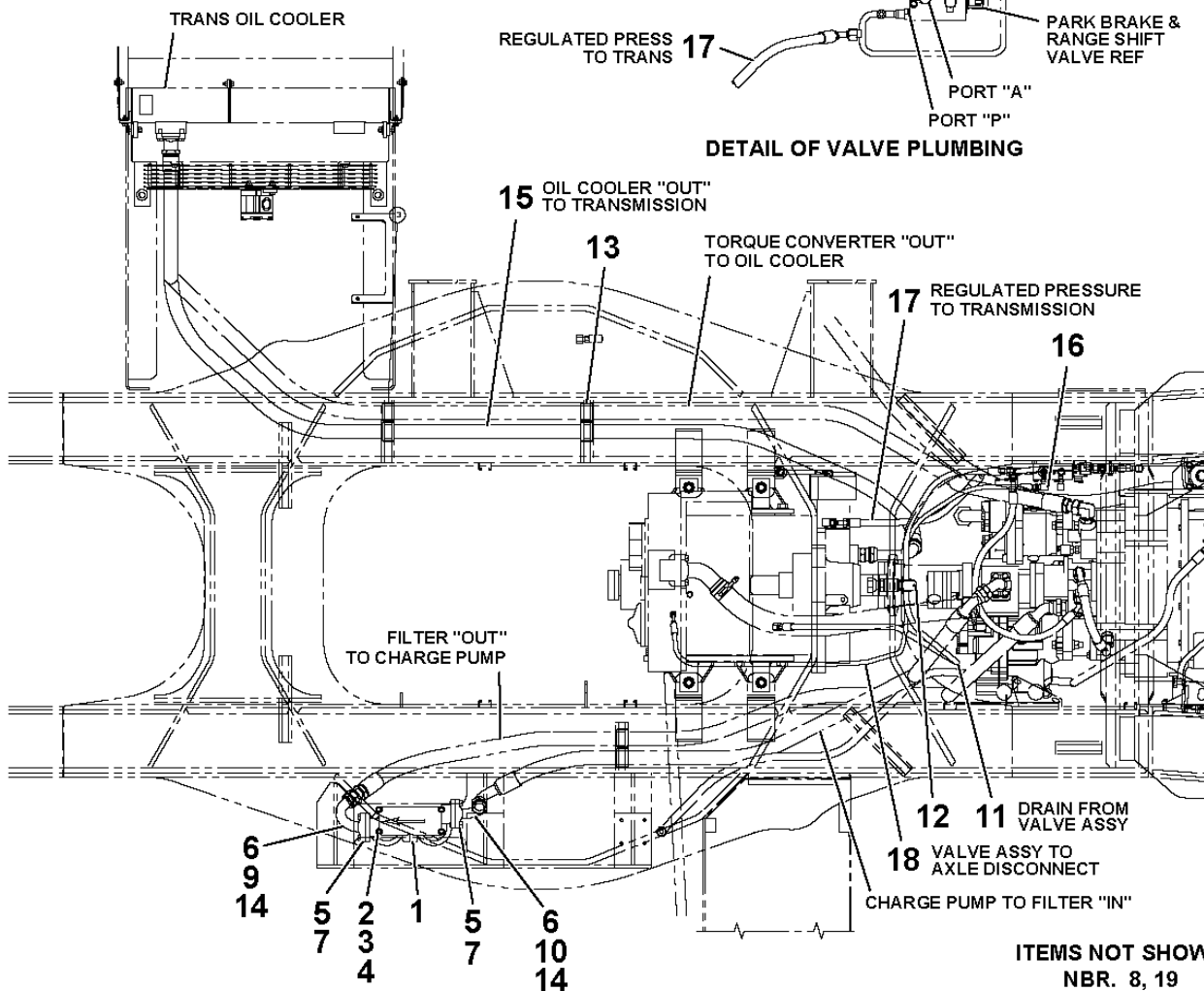
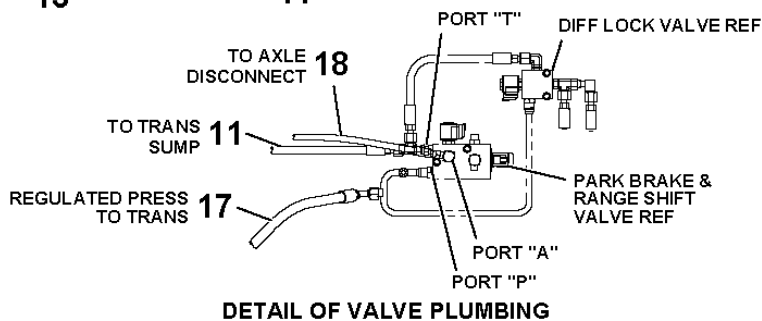
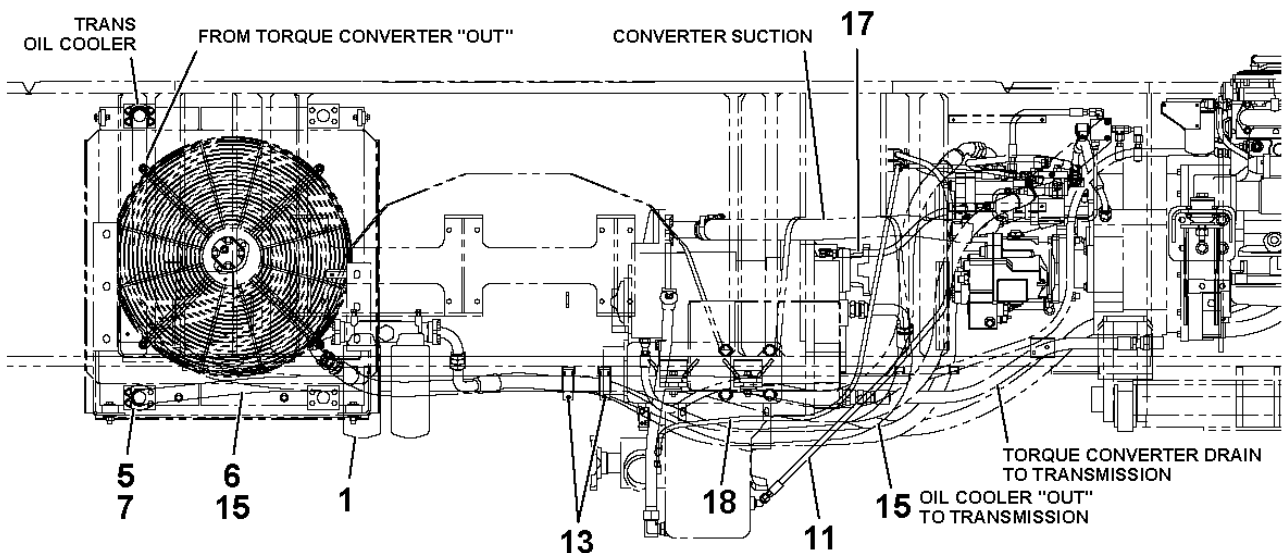
Assembly No.

90015403

Revision:

Item	FN	Part	Qty	Description
1		9904103677	1	FLANGE
2		90015409	1	O-RING
3		9904100983	1	WASHER
4		9904102383	1	NUT

Manitowoc Cranes



ITEMS NOT SHOWN
NBR. 8, 19

Manitowoc Cranes

Description

TRANSMISSION FILTER LINES INSTALLATION

Assembly No.

80009896

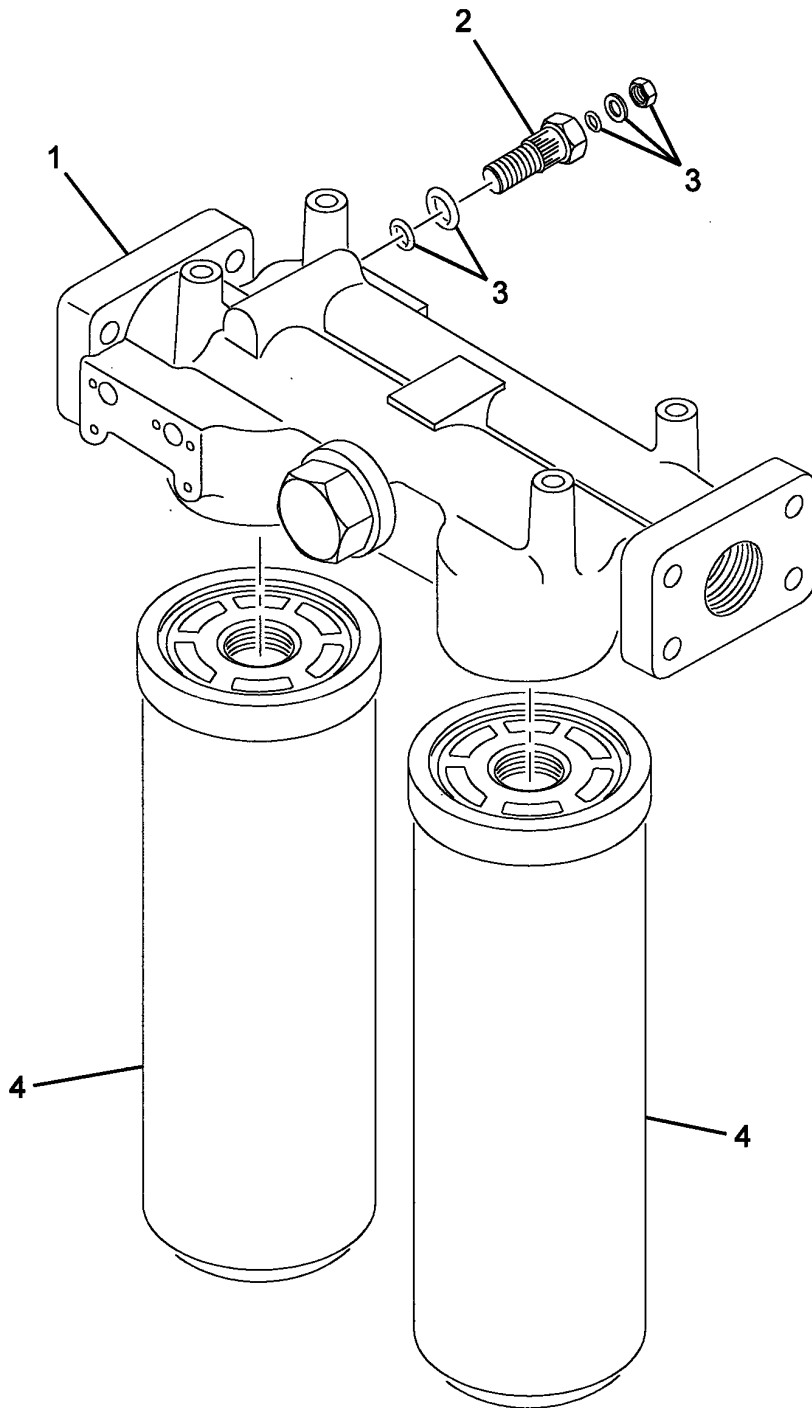
Revision: **D**

Item	FN	Part	Qty	Description
1	+	7437000199	1	FILTER ASSEMBLY (COMPLETE ASSEMBLY)
2		7115160850	4	CAP SCREW, 3/8" - 16 N.C. X 1" GRADE 5
3		7950160141	4	WASHER, 3/8" PLAIN NARROW
4		7950160050	4	WASHER, LOCK 3/8" I.D.
5	#	7450000102	6	FLANGE, SPLIT
6		7755225002	3	O-RING
7		7115181050	12	CAP SCREW, 1/2" - 13 N.C. X 1 1/4" GRADE 5
8		7300001112	1	CLAMP, T-BOLT
9		7013100019	1	ADAPTER, 90 DEGREE
10		7013100021	1	90 DEGREE STEM ADAPTER
11		7561207815	1	3/8" HOSE - HOT OIL STR
12		7300000402	2	CLAMP, TUBING
13		7300000407	2	CLAMP, TUBING 1 3/4" I.D.
14		7755025002	2	O-RING
15		80012482	1	HOSE
16		7447040603	1	FITTING, 90 DEGREE INCLUDES THE FOLLOWING PARTS
		7755011002	1	O-RING
		7755906002	1	O-RING
17		7561302431	1	1/2" HOSE - HOT OIL STR-45
18		7561108802	1	1/4" I.D. X 88"
19		7850000237	10	TIE, CABLE (BLACK) 7 5/16" LONG

+ SEE FURTHER BREAKDOWN THIS GROUP

SERVICED AS AN ASSEMBLY ONLY

Manitowoc Cranes



Manitowoc Cranes

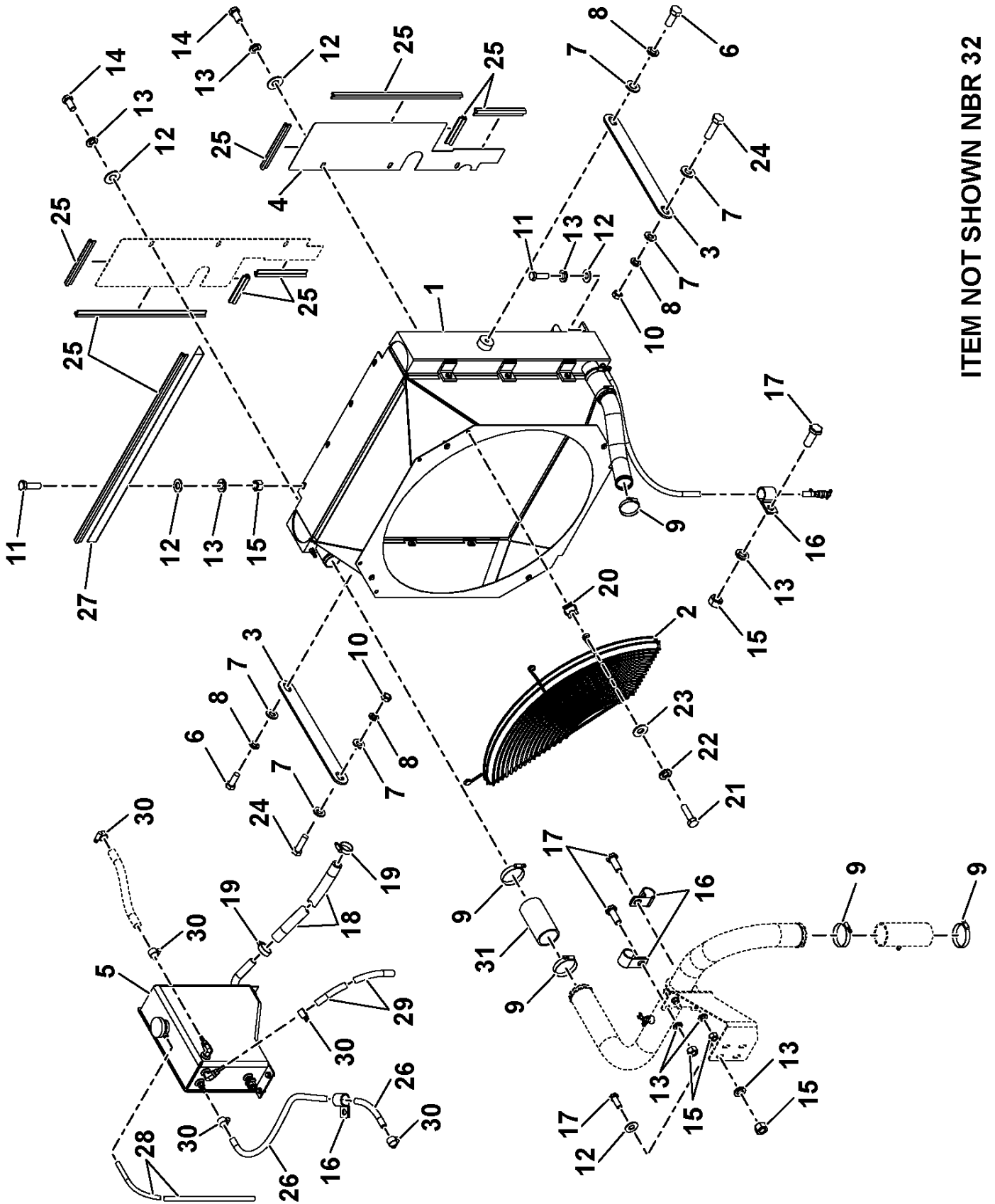
Description
FILTER ASSEMBLY (COMPLETE ASSEMBLY)

Assembly No.
7437000199
Revision:

Item	FN	Part	Qty	Description
1	#	NS	1	NOT SERVICED HEAD
2		9437100554	1	INDICATOR
3		9437100284	1	NUT,WASHER, & O RING KIT
4		9437100555	2	ELEMENT, FILTER

SERVICED AS AN ASSEMBLY ONLY

Manitowoc Cranes



ITEM NOT SHOWN NBR 32

Manitowoc Cranes

Description
RADIATOR INSTALLATION

Assembly No.
80025426
 Revision: **C**

Item	FN	Part	Qty	Description
1	+	80025427	1	RADIATOR ASSEMBLY
2		80009999	1	FAN GUARD
3		80026327	2	PLATE-RAD STABILIZER
4		80026332	1	BAFFLE
5	+	80039378	1	SURGE TANK INSTALLATION
6		7115181050	2	CAP SCREW, 1/2" - 13 N.C. X 1 1/4" GRADE 5
7		7950180141	6	WASHER, FLAT 1/2"
8		7950180050	4	WASHER, LOCK 1/2" I.D.
9		7300000035	5	CLAMP, HOSE 1 13/16" TO 2 3/4"
10		7660180000	2	NUT, 1/2" - 13 N.C. HEX HEAD
11		7115161050	6	CAP SCREW, 3/8" - 16 N.C. X 1 1/4" GRADE 5
12		7950160161	16	WASHER, FLAT WIDE 3/8
13		7950160050	19	WASHER, LOCK 3/8" I.D.
14		7115160650	6	CAP SCREW, 3/8" - 16 N.C. X 3/4" GRADE 5
15		7660160000	10	NUT, HEX 3/8" - 16 N.C.
16		7300000242	4	CLAMP, TUBING 3/4"
17		7115160850	7	CAP SCREW, 3/8" - 16 N.C. X 1" GRADE 5
18		80022517	1	RADIATOR FILL LINE
19		7300000167	2	CLAMP, HOSE
20		7659000857	3	NUT, RETAINING 1/4" - 20 N.C.
21		7115140850	3	CAP SCREW, 1/4" - 20 N.C. X 1" GRADE 5
22		7950140050	3	WASHER, LOCK 1/4"
23		7950140141	3	WASHER, FLAT 1/4" PLAIN NARROW
24		7115181450	2	CAP SCREW, 1/2" - 13 N.C. X 1 3/4"

+ SEE FURTHER BREAKDOWN THIS GROUP

Manitowoc Cranes

Description
RADIATOR INSTALLATION

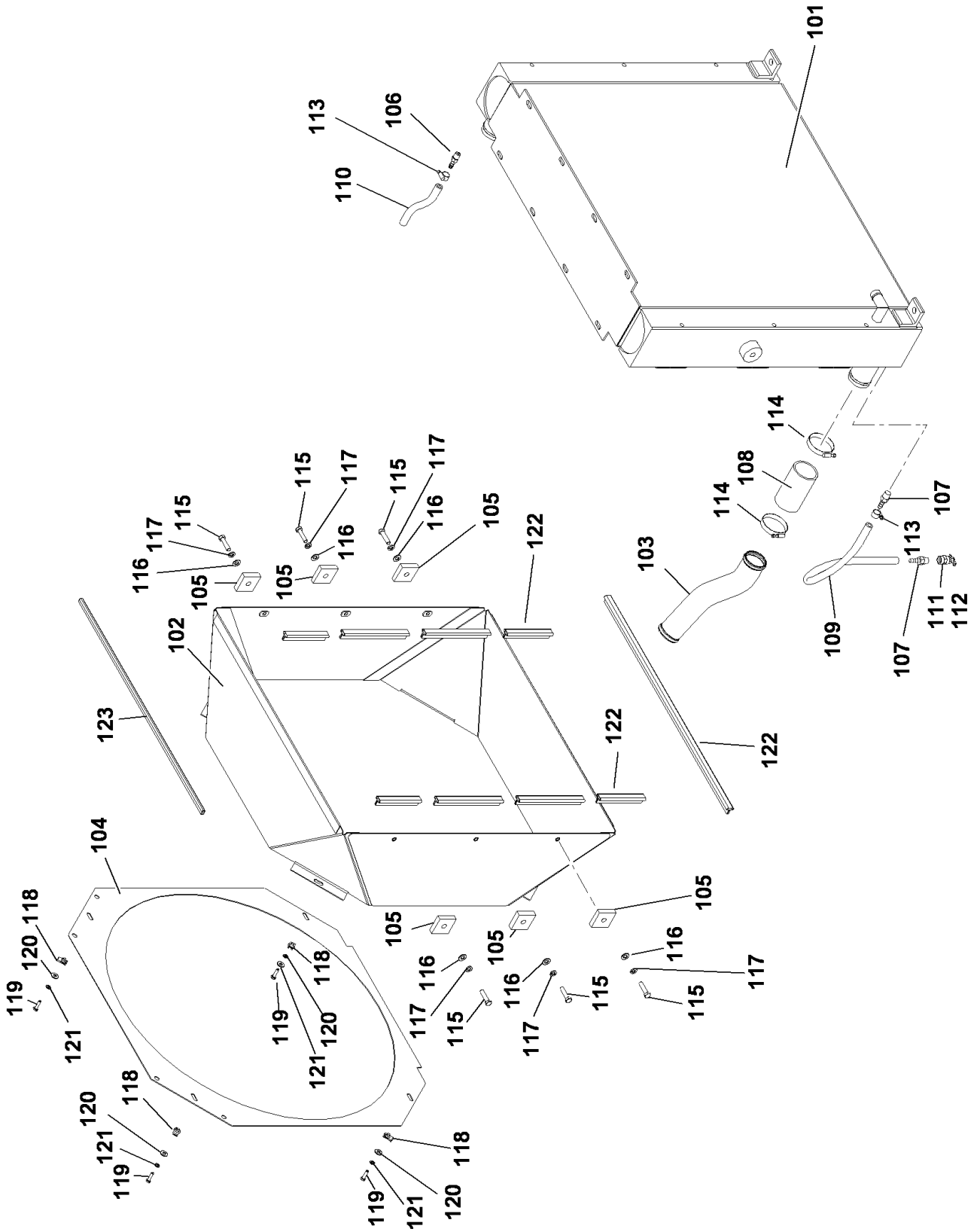
Assembly No.
80025426
 Revision: **C**

Item	FN	Part	Qty	Description
25		8246964300	14	MOULDING (QUANTITY IN FEET)
26		80022515	1	ENGINE VENT LINE
27		80026592	1	BAFFLE-RAD TOP
28		8596902531	6	TUBE, RUBBER 5/16 ID X 50'LONG
29		8596902527	3	HOSE, HEATER 3/8 ID X 11/16 OD
30		7300000040	5	CLAMP, HOSE 29/32" I.D.
31		80026801	1	RADIATOR HOSE
32		8506904000	3	MOULDING (QUANTITY IN FEET)
33		7850000805	4	TIE, CABLE (BLACK) 13 3/8" LONG
34		80025523	1	RADIATOR TUBE-TOP
35		7926000014	1	VALVE-DRAIN COCK
36		8596902523	1	2.25"ID X 2.64"OD WRAPPED HOSE
38		80029487	1	BRACKET-RAD TUBE SUPPORT
39		7300000433	1	CLAMP, MUFFLER 2 1/4" I.D.
40		8594000030	3	WRAP, HOSE (QUANTITY IN FEET)
41		80027706	1	BAFFLE-RH

Manitowoc Cranes

Notes

Manitowoc Cranes



Manitowoc Cranes

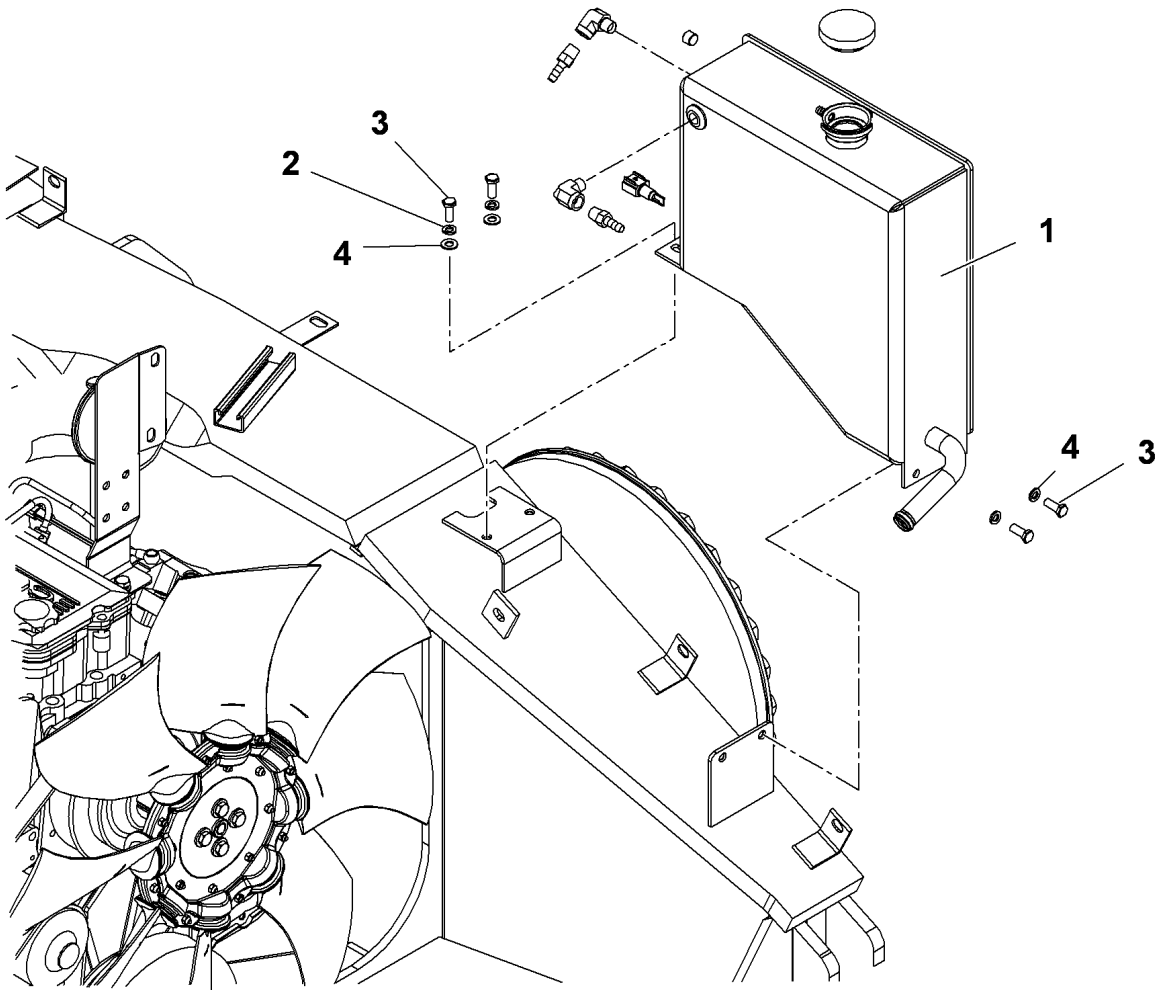
Description
RADIATOR ASSEMBLY

Assembly No.
80025427
 Revision: **C**

Item	FN	Part	Qty	Description
101	#	80025311	1	RADIATOR
102		80026301	1	SHROUD
103		80026126	1	TUBE-LOWER RADIATOR
104		80026303	1	SHROUD FACE
105		6705012051	6	PLATE, SPACER
106		7649000061	1	NIPPLE, HOSE
107		7649000062	1	NIPPLE
108		8596902523	1	2.25"ID X 2.64"OD WRAPPED HOSE
109		8596902527	5	HOSE, HEATER 3/8 ID X 11/16 OD
110		80026985	1	SCR COOL HOSE 3/8" ID x 8" LG
111		7445060651	1	UNION, STRAIGHT
112		7926000557	1	VALVE, DRAIN
113		7300000040	3	CLAMP, HOSE 29/32" I.D.
114		7300000035	2	CLAMP, HOSE 1 13/16" TO 2 3/4"
115		7115161250	6	CAP SCREW, 3/8" - 16 N.C. X 1 1/2" GRADE 5
116		7950160161	6	WASHER, FLAT WIDE 3/8
117		7950160050	6	WASHER, LOCK 3/8" I.D.
118		7659000857	4	NUT, RETAINING 1/4" - 20 N.C.
119		7115140850	4	CAP SCREW, 1/4" - 20 N.C. X 1" GRADE 5
120		7950140161	4	WASHER, 1/4" I.D. FLAT WIDE
121		7950140050	4	WASHER, LOCK 1/4"
122		8246964300	7	MOULDING (QUANTITY IN FEET)
123		8496980002	3	MOULDING (QUANTITY IN FEET)
124		8246912300	7	MOULDING, RUBBER (QUANTITY IN FEET)

SERVICED AS AN ASSEMBLY ONLY

Manitowoc Cranes



Manitowoc Cranes

Description

SURGE TANK INSTALLATION

Assembly No.

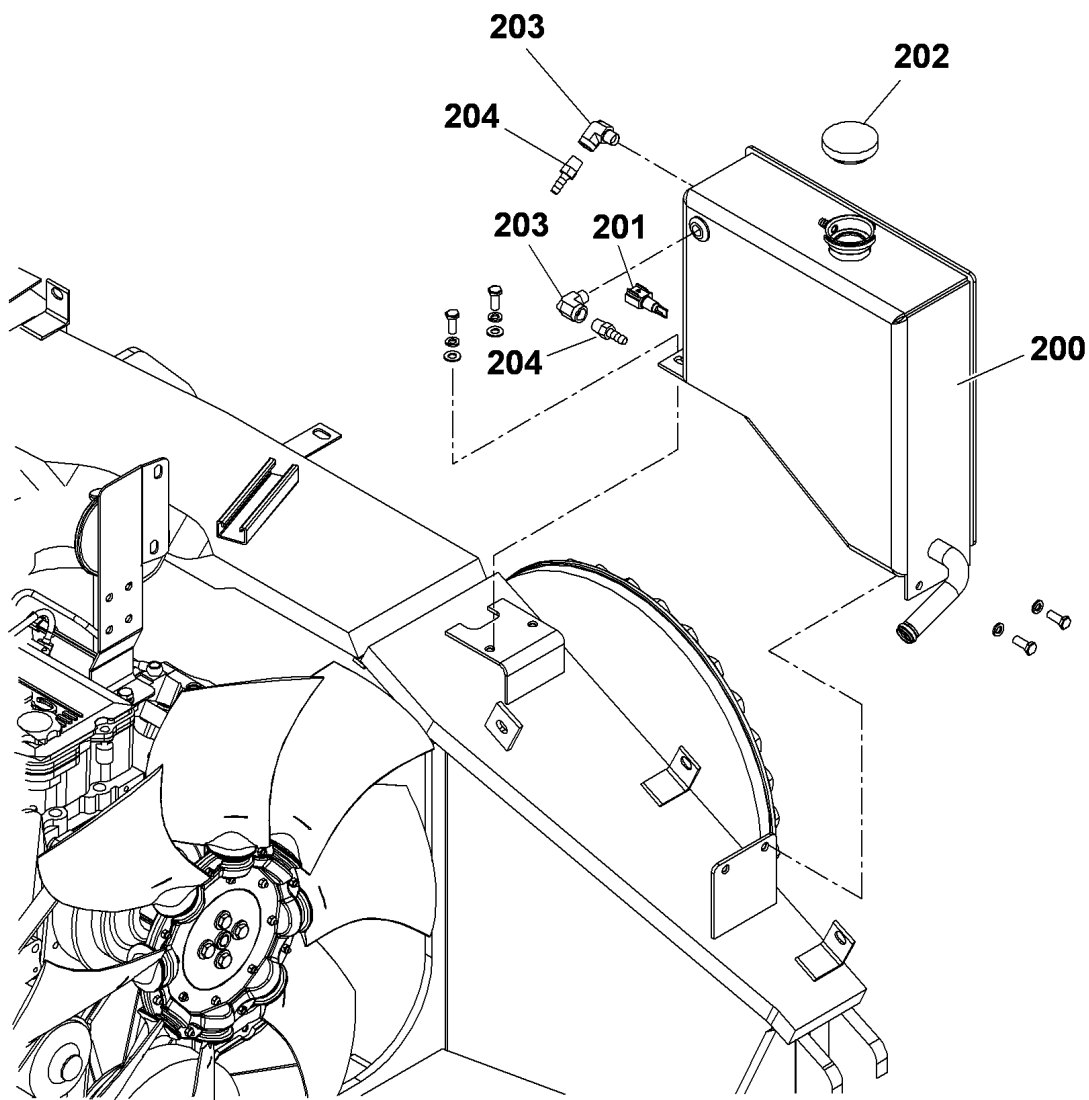
80039378

Revision: **A**

Item	FN	Part	Qty	Description
1	+	80039379	1	SURGE TANK ASSEMBLY
2		7950160050	4	WASHER, LOCK 3/8" I.D.
3		7115160850	4	CAP SCREW, 3/8" - 16 N.C. X 1" GRADE 5
4		7950160141	2	WASHER, 3/8" PLAIN NARROW

+ SEE FURTHER BREAKDOWN THIS GROUP

Manitowoc Cranes



Manitowoc Cranes

Description

SURGE TANK ASSEMBLY

Assembly No.

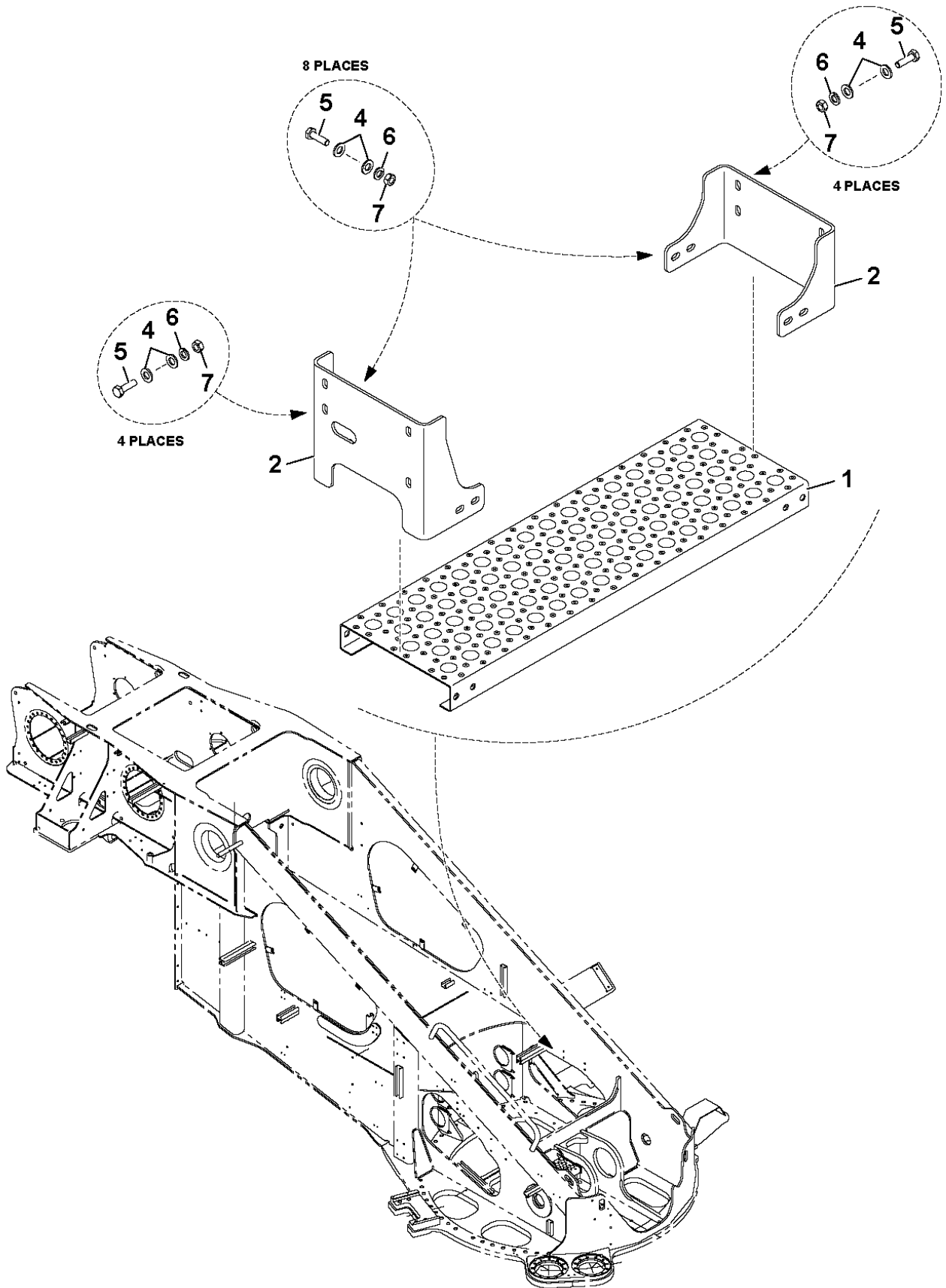
80039379

Revision: **A**

Item	FN	Part	Qty	Description
200		80039189	1	SURGE TANK
201	#	80026898	1	SWITCH, COOLANT LEVEL
202		7258001468	1	RADIATOR CAP
203		7445060653	2	ELBOW, 90 DEGREE
204		7649000062	3	NIPPLE

SERVICED AS AN ASSEMBLY ONLY

Manitowoc Cranes



Manitowoc Cranes

Description

BOLT-ON STEP INSTALLATION

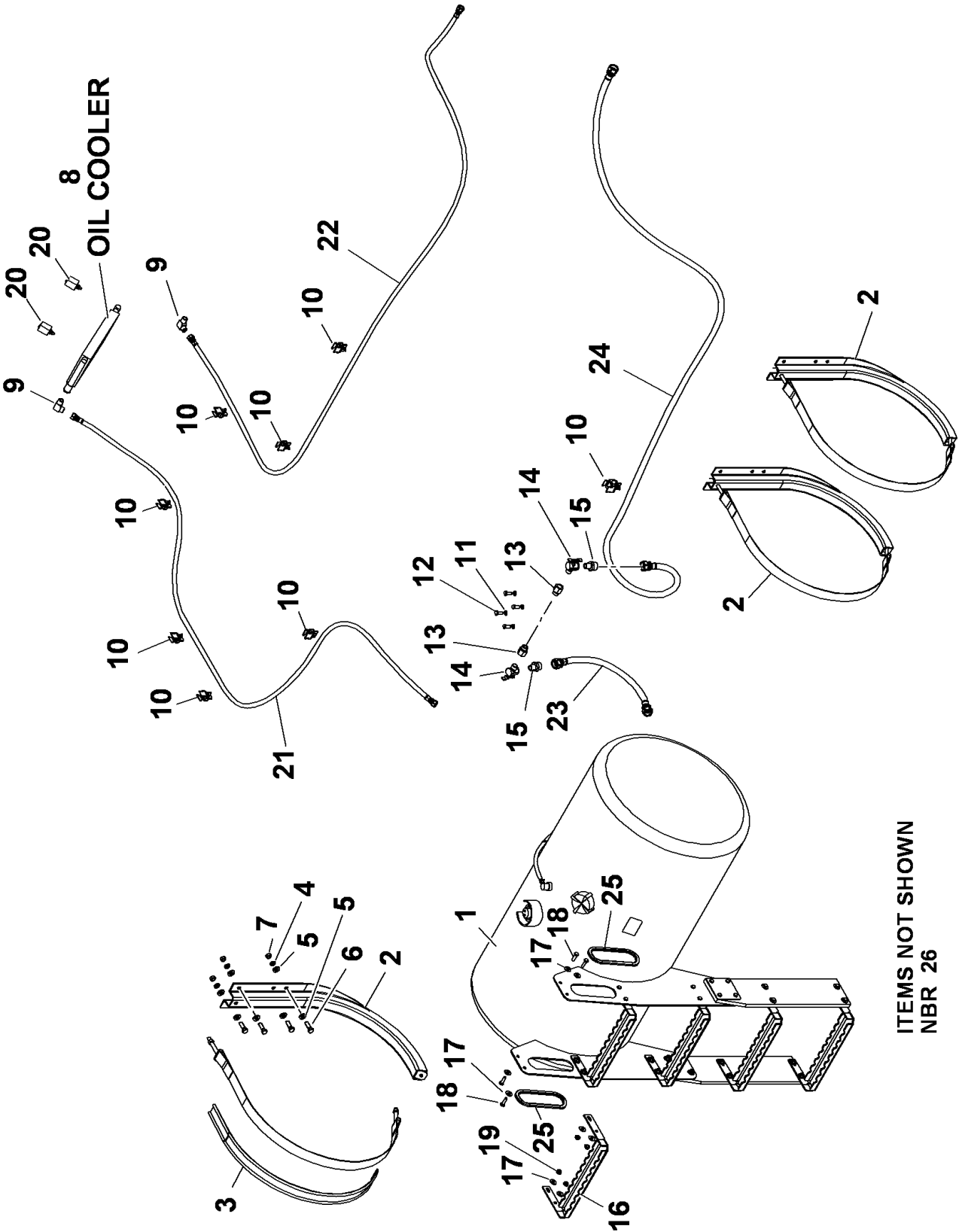
Assembly No.

80015275

Revision: **A**

Item	FN	Part	Qty	Description
1		80015276	1	STEP CHANNEL TREAD
2		80015277	1	RIGHT TREAD BRACKET
3		80015278	1	LEFT TREAD BRACKET
4		7951190014	32	FLAT WASHER, 10MM I.D.
5		7126191450	16	CAP SCREW, M10 X 35MM HEX HEAD
6		7951190220	16	WASHER, LOCK
7		7661190003	16	NUT, HEX 10MM

Manitowoc Cranes



ITEMS NOT SHOWN
NBR 26

Manitowoc Cranes

<u>Description</u> FUEL TANK INSTALLATION				<u>Assembly No.</u> 80027144 Revision: B
Item	FN	Part	Qty	Description
1	+	80027145	1	FUEL TANK ASSEMBLY
2	#	7184100008	3	JAY BRACKET - KIT
3		8637059004	11	MOULDING (QUANTITY IN FEET)
4		7950180050	12	WASHER, LOCK 1/2" I.D.
5		7950180141	18	WASHER, FLAT 1/2"
6		7115181250	12	CAP SCREW, 1/2" - 13 N.C. X 1 1/2" GRADE 5
7		7660180000	12	NUT, 1/2" - 13 N.C. HEX HEAD
8	#	7726000128	1	COOLER, OIL
9		7447080830	2	ELBOW, 90 DEGREE INCLUDES THE FOLLOWING PARTS
		7755014002	1	O-RING
		7755908002	1	O-RING
10		7300000400	7	CLAMP, TUBING
11		7950160050	4	WASHER, LOCK 3/8" I.D.
12		7115160850	4	CAP SCREW, 3/8" - 16 N.C. X 1" GRADE 5
13		7013000033	2	ADAPTER, PIPE INCLUDES THE FOLLOWING PARTS
		7755910000	1	O-RING
14		7926100918	2	VALVE ASSY, 90 DEGREE BALL INCLUDES THE FOLLOWING PARTS
		9926113103	1	HANDLE, TEE
		9926112030	1	NUT, HANDLE
15		7447120828	2	ADAPTER, STRAIGHT INCLUDES THE FOLLOWING PARTS
		7755018002	1	O-RING
		7755908002	1	O-RING
16		80015767	1	STEP
17		7950160161	8	WASHER, FLAT WIDE 3/8
18		7115161050	4	CAP SCREW, 3/8" - 16 N.C. X 1 1/4" GRADE 5
19		7660163001	4	LOCKNUT, FLANGE 3/8" - 16 N.C.
20	+	7576001743	1	MOUNTING KIT - OIL COOLER

+ SEE FURTHER BREAKDOWN THIS GROUP

SERVICED AS AN ASSEMBLY ONLY

Manitowoc Cranes

Description

FUEL TANK INSTALLATION

Assembly No.

80027144

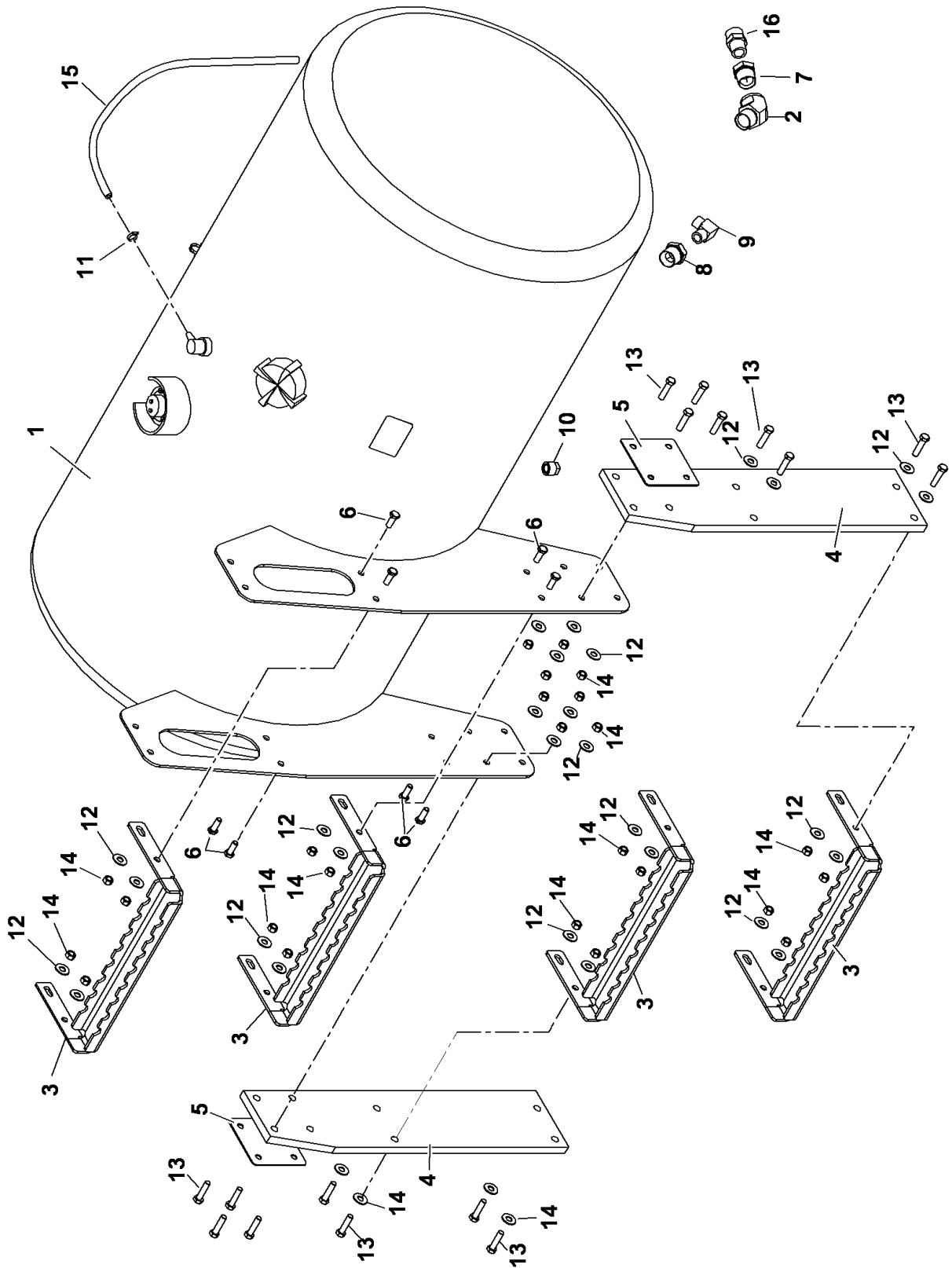
Revision: **B**

Item	FN	Part	Qty	Description
21		7567400120	1	HOSE-1/2"ID FUEL STR-STR
22		7567400156	1	HOSE-1/2"ID FUEL STR-STR
23		7567600021	1	HOSE-5/8"ID FUEL STR-STR
24		7567600132	1	HOSE-5/8"ID FUEL STR-STR
25		9637100001	4	MOULDING 10 FEET (MUST CUT TO LENGTH NEEDED)
26		7300000403	1	CLAMP, TUBING 7/8" I.D.

Manitowoc Cranes

Notes

Manitowoc Cranes



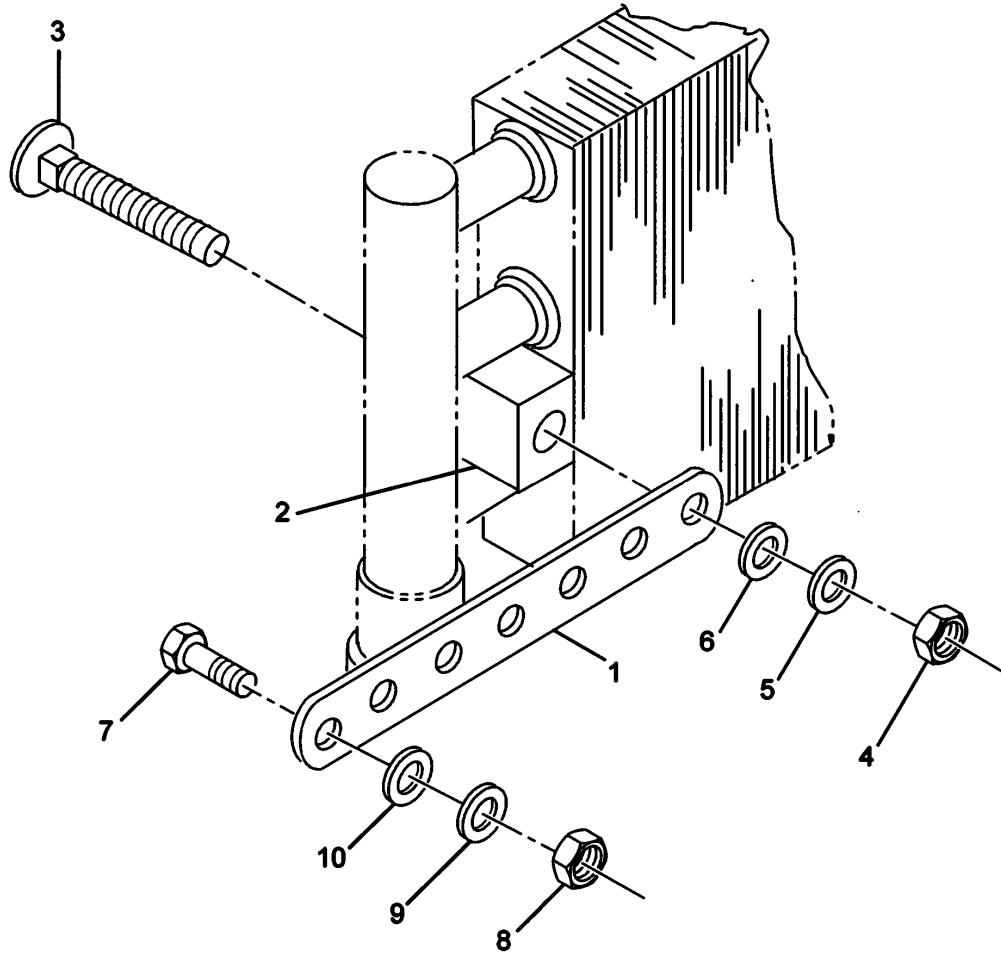
Manitowoc Cranes

Description
FUEL TANK ASSEMBLY

Assembly No.
80027145
 Revision: **A**

Item	FN	Part	Qty	Description
1		80018084	1	FUEL TANK-100 GAL
2		7445161652	1	1" NPT - 45 STREET ELBOW
3		80015767	4	STEP
4		80015766	2	STEP EXTENSION
5		4159110071	2	PLATE
6		7115160850	8	CAP SCREW, 3/8" - 16 N.C. X 1" GRADE 5
7		7445161250	1	BUSHING, REDUCER
8		7445160850	1	BUSHING, REDUCER
9		7447080830	1	ELBOW, 90 DEGREE INCLUDES THE FOLLOWING PARTS
		7755014002	1	O-RING
		7755908002	1	O-RING
10		7444040021	1	PLUG, PIPE 1/2" N.P.T.
11		7300000121	1	HOSE CLAMP -0.69"MAX
12		7950160161	32	WASHER, FLAT WIDE 3/8
13		7115161250	16	CAP SCREW, 3/8" - 16 N.C. X 1 1/2" GRADE 5
14		7660161601	24	LOCKNUT, HEX 3/8" - 16 N.C. GRADE 5
15		8596902512	4	HOSE ASSY, 1/4" I.D. X 25'
16		7447121228	1	ADAPTER, STRAIGHT INCLUDES THE FOLLOWING PARTS
		7755018002	1	O-RING
		7755912002	1	O-RING

Manitowoc Cranes



Manitowoc Cranes

Description
MOUNTING KIT - OIL COOLER

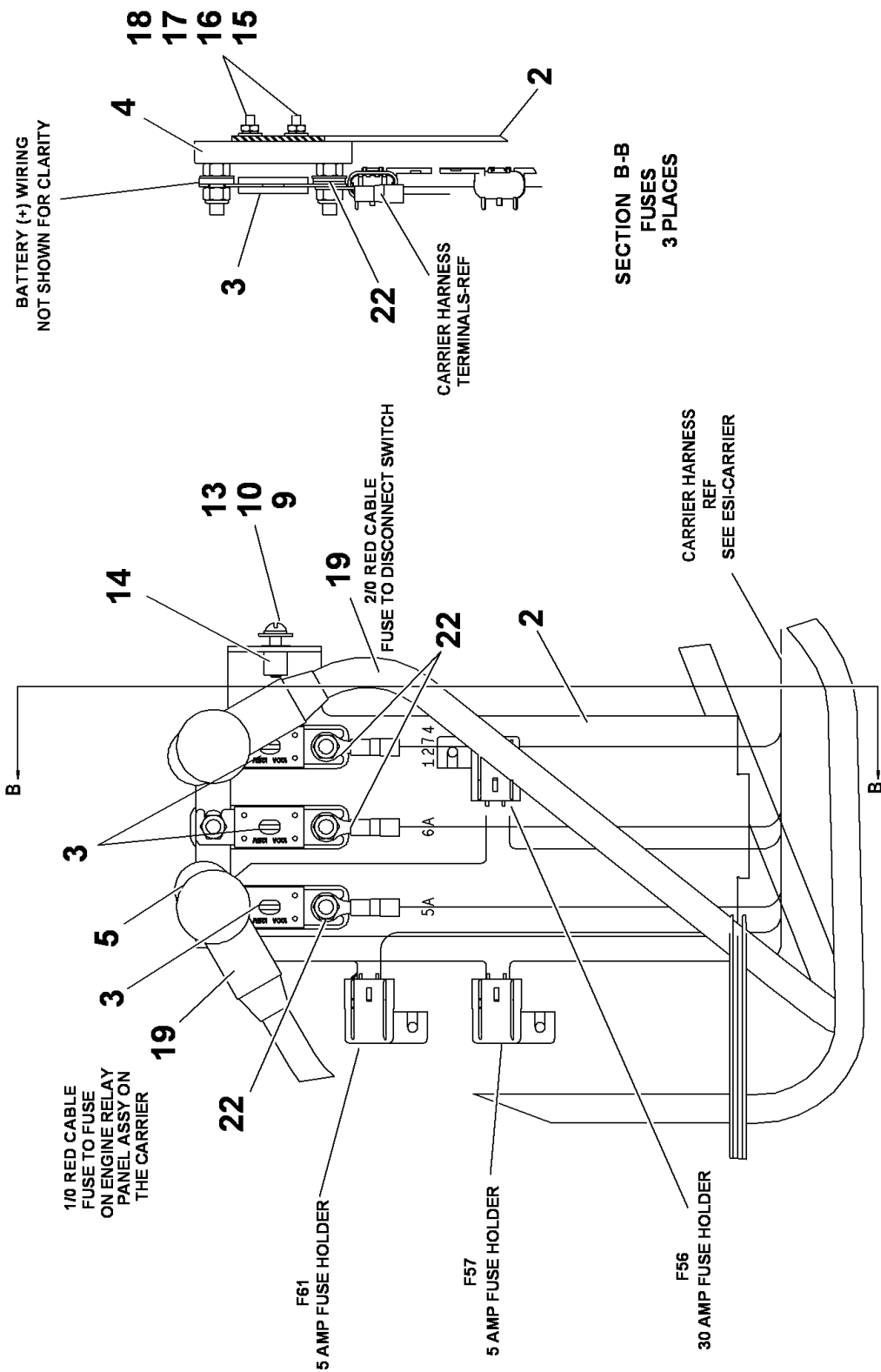
Assembly No.
7576001743
 Revision:

Item	FN	Part	Qty	Description
1		9576101028	2	STRAP
2		9576101029	2	BUSHING
3		7115152050	2	CAP SCREW, 5/16" - 18 N.C. X 2 1/2" GRADE 5
4		7660150008	2	NUT, HEX 5/16" - 18 N.C. GRADE 8
5		7950150050	2	WASHER, LOCK 5/16" I.D.
6		7950150141	2	WASHER, FLAT 5/16"
7		7115140650	2	CAP SCREW, 1/4" - 20 N.C. X 3/4" GRADE 5
8		7660140008	2	NUT, HEX 1/4" - 20 N.C.
9		7950140050	2	WASHER, LOCK 1/4"
10		7950140141	2	WASHER, FLAT 1/4" PLAIN NARROW

Manitowoc Cranes

Notes

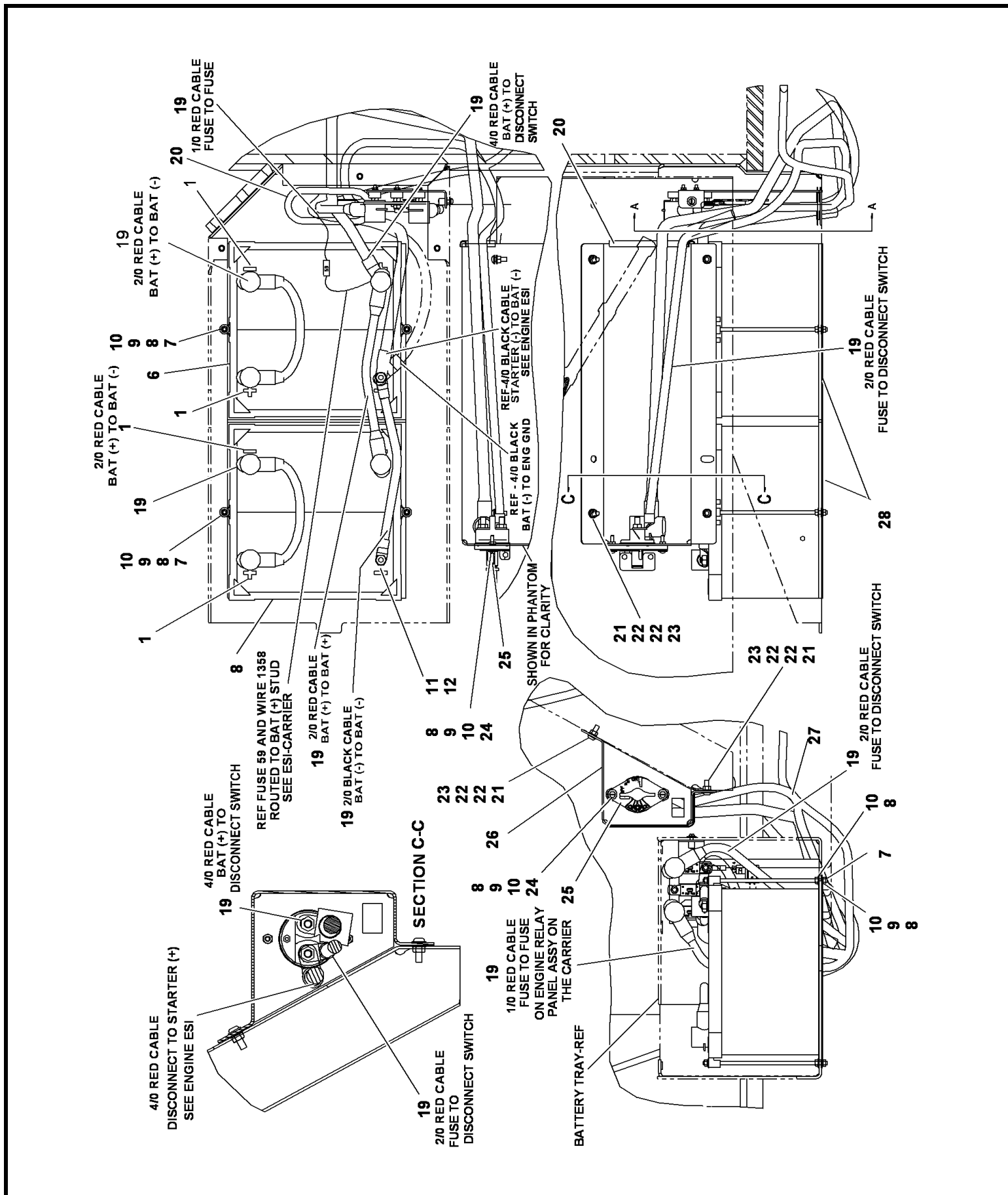
Manitowoc Cranes



SECTION B-B
FUSES
3 PLACES

VIEW A-A

Manitowoc Cranes



Manitowoc Cranes

<u>Description</u> BATTERY INSTALLATION				<u>Assembly No.</u> 80027422 Revision: D
Item	FN	Part	Qty	Description
1		80022466	4	12V BATTERY
2		80022577	1	BRACKET
3		7482000555	3	FUSE, 100 AMP
4		7086001082	3	HOLDER, FUSE
5		6059100001	1	BAR, BUSS
6		7300000393	2	BATTERY, HOLD-DOWN
7		6865147860	4	STUD
8		7660140000	14	NUT, HEX 1/4" - 20 N.C.
9		7950140050	11	WASHER, LOCK 1/4"
10		7950140161	15	WASHER, 1/4" I.D. FLAT WIDE
11		7660160200	8	NUT, HEX JAM 3/8" - 16 N.C.
12		7950160050	8	WASHER, LOCK 3/8" I.D.
13		7111140810	1	SCREW, MACHINE 1/4" - 20 N.C. X 1" GRADE 1
14		7429000542	1	FASTENER, NUT 1/4" - 20 N.C.
15		71111100807	6	SCREW, MACHINE 3/16" - 24 N.C. X 1" GRADE 1
16		7950100141	6	WASHER, FLAT, #10
17		7950100050	6	WASHER, LOCK #10
18		7660101100	6	NUT, HEX 3/16" - 32 N.F. GRADE 1
19	+	80027370	1	CABLE KIT- BATTERIES, RT9150E
20		9637100001	4	MOULDING 10 FEET (MUST CUT TO LENGTH NEEDED)
21		7110150818	4	CAP SCREW, 5/16" - 18 N.C. X 1" GRADE 1
22		7950150141	14	WASHER, FLAT 5/16"
23		7660150001	4	NUT, HEX 5/16" - 18 N.C. GRADE 5
24		7111141010	2	SCREW, MACHINE 1/4" - 20 N.C. X 1 1/4"

+ SEE FURTHER BREAKDOWN THIS GROUP

Manitowoc Cranes

Description

BATTERY INSTALLATION

Assembly No.

80027422

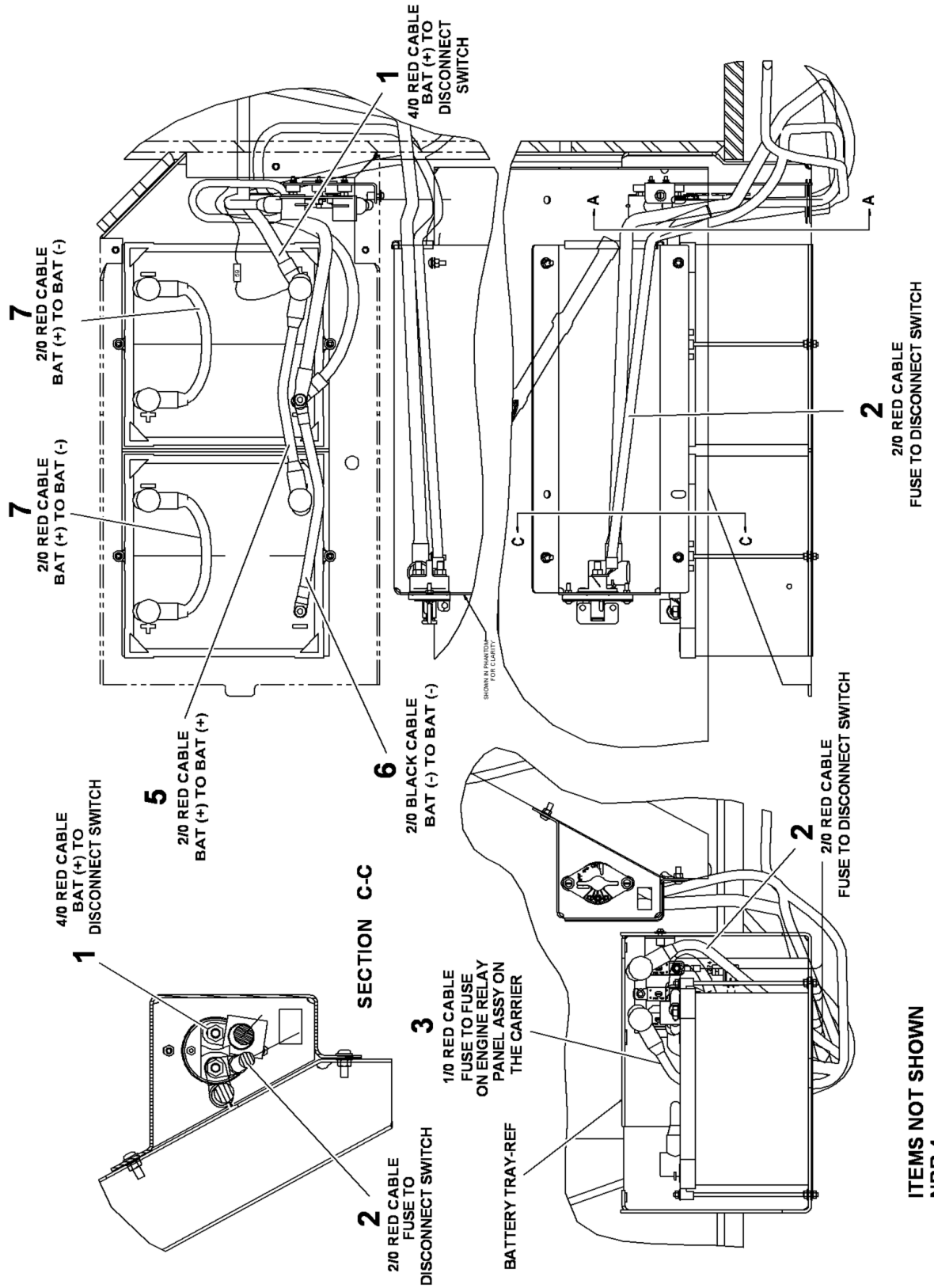
Revision: **D**

Item	FN	Part	Qty	Description
25		7872100142	1	GRADE 1 DISCONNECT SWITCH
26		80027251	1	SHEETMETAL, BATTERY DISC MOUNT
27		7850000237	2	TIE, CABLE (BLACK) 7 5/16" LONG
28		80018360	2	PAD, TRAY

Manitowoc Cranes

Notes

Manitowoc Cranes



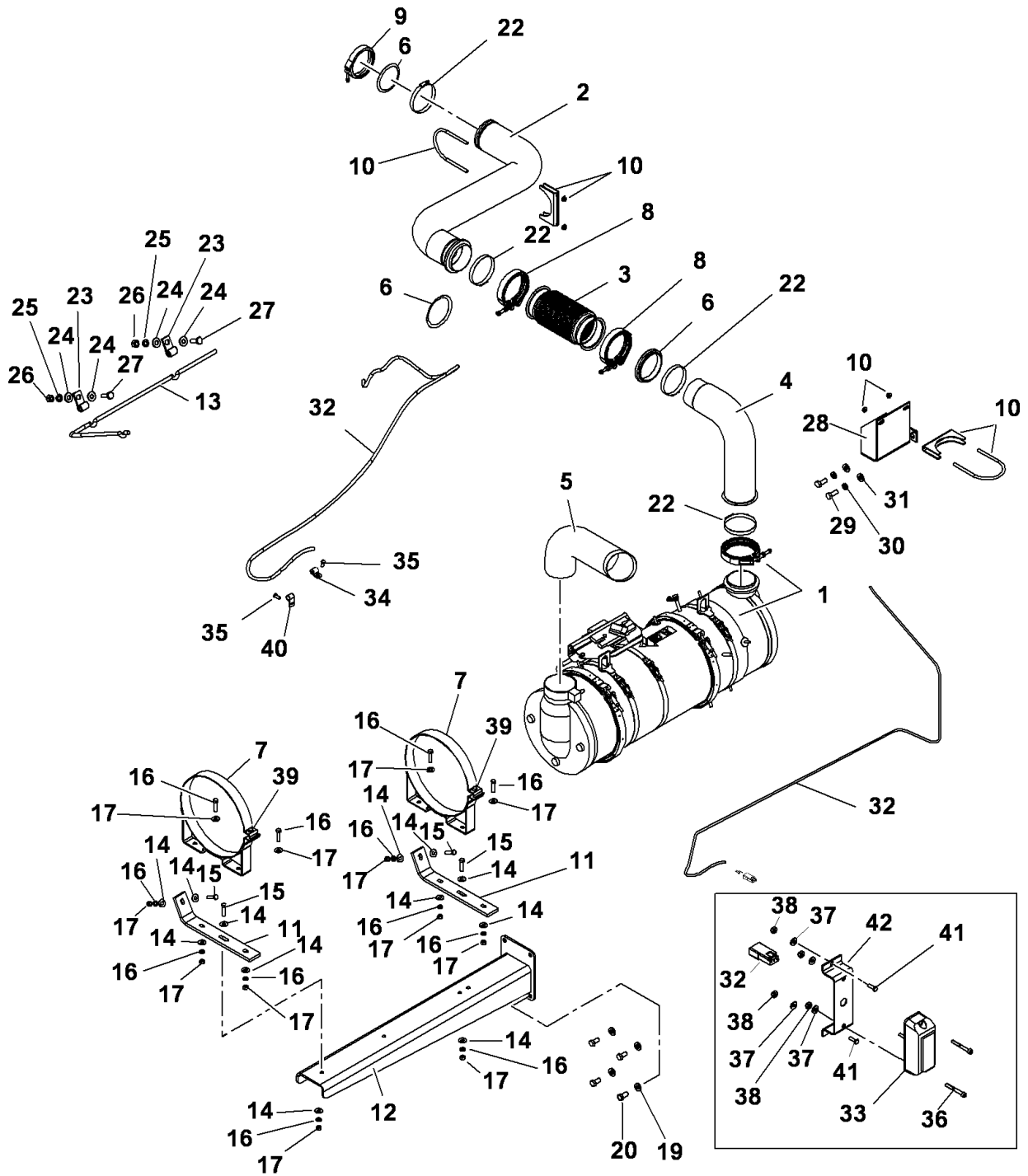
Manitowoc Cranes

Description
CABLE KIT- BATTERIES, RT9150E

Assembly No.
80027370
 Revision:

Item	FN	Part	Qty	Description
1		80027372	1	CABLE-RED 4/0 84" BAT+/DISCSW INCLUDES THE FOLLOWING PARTS
		9246100177	1	BOOT, RED
2		80027373	1	CABLE-RED 1/0 72" FUSE TO FUSE INCLUDES THE FOLLOWING PARTS
		9246100159	1	BOOT, SWIVEL (RED)
3		80027691	1	CABLE, BATTERY RED
4		7246100157	1	CABLE-RED 1/0 8" FUSE TO RELAY INCLUDES THE FOLLOWING PARTS
		9246100159	2	BOOT, SWIVEL (RED)
5		80007593	1	CABLE ASSY-2/0 RED (15") LG INCLUDES THE FOLLOWING PARTS
		9246100159	1	BOOT, SWIVEL (RED)
6		80007595	1	CABLE ASSY-2/0 BLK (15") LG
7		7246100212	1	CABLE ASSY-2/0 RED (8") LG INCLUDES THE FOLLOWING PARTS
		9246100159	2	BOOT, SWIVEL (RED)

Manitowoc Cranes



ITEMS NOT SHOWN
NBR 21

Manitowoc Cranes

Description
EXHAUST SYSTEM INSTALLATION

Assembly No.
80040387
 Revision: **B**

Item	FN	Part	Qty	Description
1	+	80025252	1	DPF ASSY-SISO
2		80026005	1	EXHAUST TUBE
3		80023256	1	BELLOWS - EXHAUST 4"ID X 10"
4		80026010	1	EXHAUST TUBE
5		80030401	1	TAILPIPE
6		80016510	2	GASKET-DECOMP PIPE
7		80018081	2	MOUNTING BAND
8		7300001071	2	CLAMP, V-BAND
9		80025501	1	CLAMP-V-BAND 88.9NOM/11MM WIDE
10		7300000231	2	MUFFLER CLAMP
11		80027538	2	PLATE
12		80026274	1	WELDMENT
13		80026766	1	WIRE TIE BAR
14		7950160161	16	WASHER, FLAT WIDE 3/8
15		7115161250	8	CAP SCREW, 3/8" - 16 N.C. X 1 1/2" GRADE 5
16		7950160050	8	WASHER, LOCK 3/8" I.D.
17		7660160000	10	NUT, HEX 3/8" - 16 N.C.
19		7949000235	4	WASHER, 1/2" I.D. FLAT
20		7115180850	4	CAP SCREW, 1/2"-13 UNC X 1"
21		6557000690	3	WRAP, EXHAUST
22		7300000018	4	CLAMP 4 1/2"
23		7300000098	2	CLAMP, TUBING 1/4" I.D.
24		7950140141	4	WASHER, FLAT 1/4" PLAIN NARROW
25		7950140050	2	WASHER, LOCK 1/4"
26		7660140000	2	NUT, HEX 1/4" - 20 N.C.
27		7115140650	2	CAP SCREW, 1/4" - 20 N.C. X 3/4" GRADE 5
28		80031079	1	BRACKET-EXH PIPE SUPPORT
29		7115181050	2	CAP SCREW, 1/2" - 13 N.C. X 1 1/4" GRADE 5

+ SEE FURTHER BREAKDOWN THIS GROUP

Manitowoc Cranes

Description
EXHAUST SYSTEM INSTALLATION

Assembly No.
80040387
 Revision: **B**

Item	FN	Part	Qty	Description
30		7950180050	2	WASHER, LOCK 1/2" I.D.
31		7950180141	2	WASHER, FLAT 1/2"
32	+	80026098	1	HARNESS ASSEMBLY-EXHAUST SENSORS
33	+	80040337	1	24V WARNING LIGHT-MODIFIED
34		7300100019	1	TUBING CLAMP - 3/8"
35		7115150650	2	CAP SCREW, 5/16" - 18 N.C. X 3/4" GRADE 5
36		7110081105	2	CAP SCREW, #8-32UNCX1.38 A574
37		7950080141	2	FLATWASHER, 5/32" I.D.
38		7660081600	2	LOCKNUT, HEX 5/32" - 32 N.C. GRADE 1
39		7115161650	2	CAP SCREW, 3/8" - 16 N.C. X 2" GRADE 5
40		7300100014	1	CLAMP, 5/8" TUBING
41		7111080415	2	SCREW, MACHINE 5/32" - 32 N.C. X 1/2" GRADE 1
42		80040303	1	HAT BRACKET

+ SEE FURTHER BREAKDOWN THIS GROUP

Manitowoc Cranes

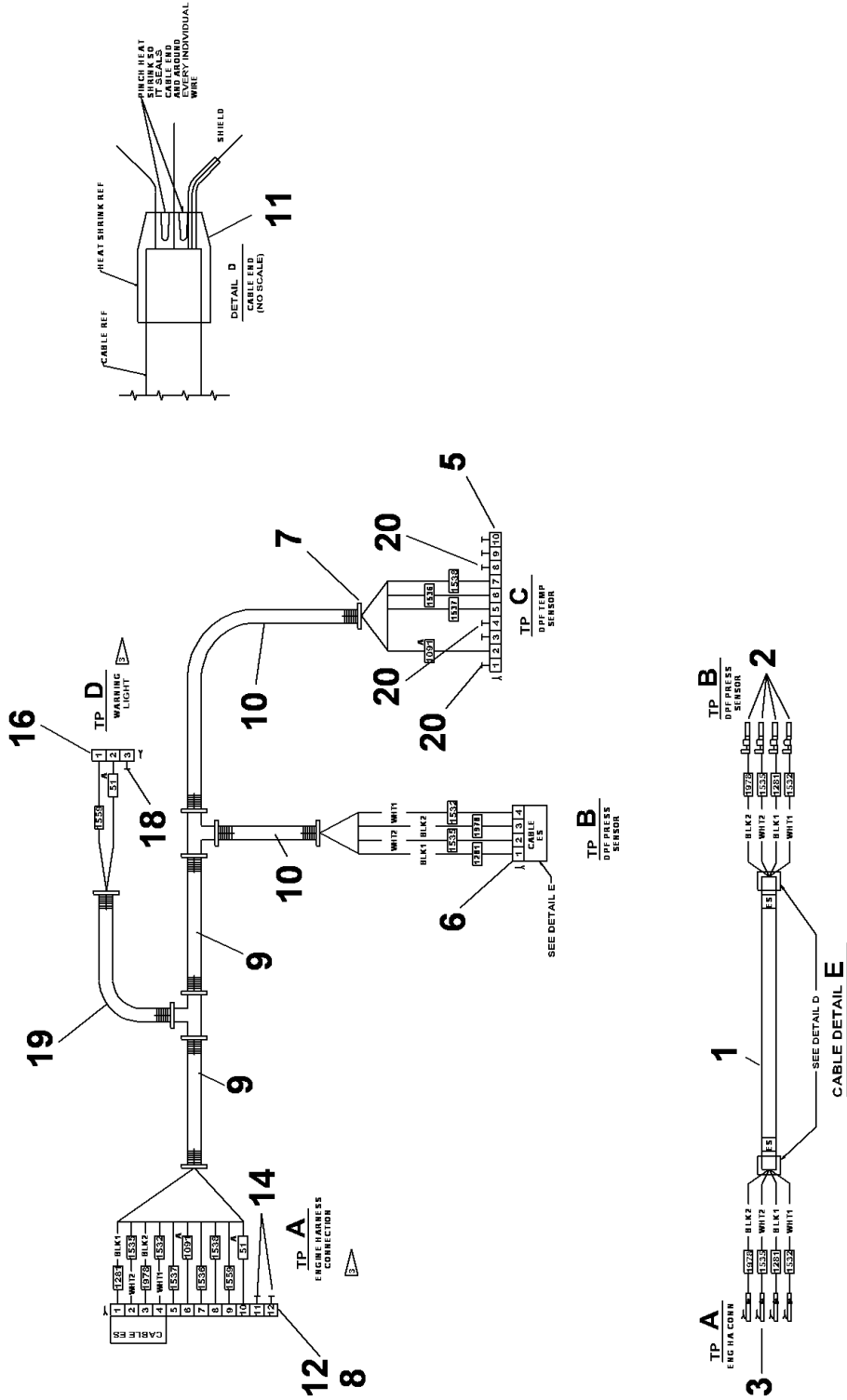
Notes

Manitowoc Cranes

WIRE NUMBER LABELS FOR USE ON CABLE ASSY

WIRE NO	CONDUCTOR COLOR	SAE LENGTH SIZE TOT IN	CABLE ASSY	TP	REMARKS	TP	REMARKS	LABELS REQ'D
1281	BLK1	10	ES	A	USE INSUL	B	USE INSUL	2
1532	WHT1	↑	ES	A	↑	B	↑	2
1535	WHT2	↑	ES	A	↑	B	↑	2
1978	BLK2	10	ES	A	USE INSUL	B	USE INSUL	2

WIRE NO	COLOR	SAE LENGTH SIZE TOT IN	TP	B/M ITEM NO	REMARKS	TP	B/M ITEM NO	REMARKS
51A	WHT GXL	18 138	A	3		D	17	
1537	WHT GXL	18 96	A	3		C	2	
1091A	WHT GXL	18 96	A	3		C	2	
1536	WHT GXL	18 96	A	3		C	2	
1538	WHT GXL	18 96	A	3		C	2	
1559	WHT GXL	18 138	A	3		D	17	



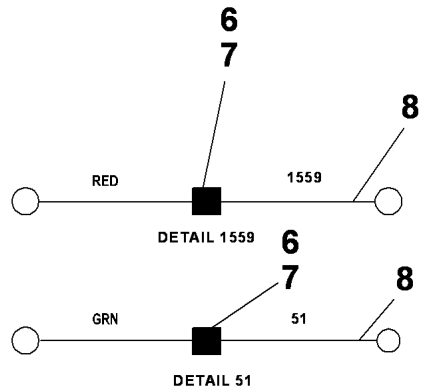
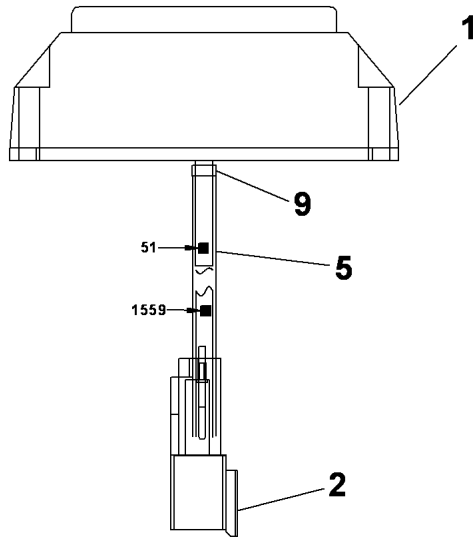
Manitowoc Cranes

Description
HARNESS ASSEMBLY-EXHAUST SENSORS

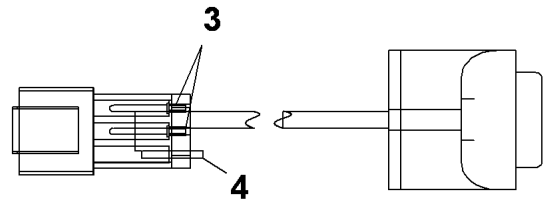
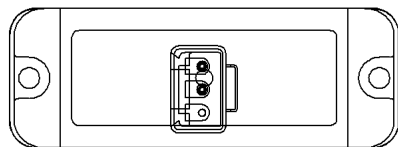
Assembly No.
80026098
 Revision: **C**

Item	FN	Part	Qty	Description
1		80018276	8	CABLE, 18/4 TWIST SHEILDED
2		80017065	8	TERMINAL FEMALE 18-20
3		7826000626	10	SOCKET, 16 - 18 AWG
5		80030308	1	10-PASS FEMALE CONNECTOR FCI
6		80017063	1	CONNECTOR FEMALE 4 PASS LTGREY
7		7850000208	6	CABLE TIE, BLACK
8		7709000846	1	PLUG, 12 SOCKET
9		8594000004	7	FLEXGUARD - .500" I.D. (QUANTITY IN FEET)
10		8594000006	1	FLEXGUARD - .350" I.D. (QUANTITY IN FEET)
11		8594100257	1	TUBING, HEAT SHRINK 1/2" I.D. LINER, MELTABLE (QUANTITY IN FEET)
12		80008790	1	180 DEG BSHELL
14		7689000503	2	PLUG, SEALING 16 - 12 AWG
15		7709100877	1	PLUG
16		7172100002	1	BOOT, PLUG
17		7826100016	2	SOCKET, DEUTSCH 22/20 GA NI
18		7826000650	1	PLUG, SEALING
19		8594000019	7	FLEXGUARD, 1/4" I.D. (QUANTITY IN FEET)
20		80017352	6	CAVITY PLUG

Manitowoc Cranes



	EXISTING COLOR	EXTENSION COLOR	WIRE NO.	AWG	LENGTH
1	RED	WHT	1559	20	3
2	GRN	WHT	51	20	4
3	---				



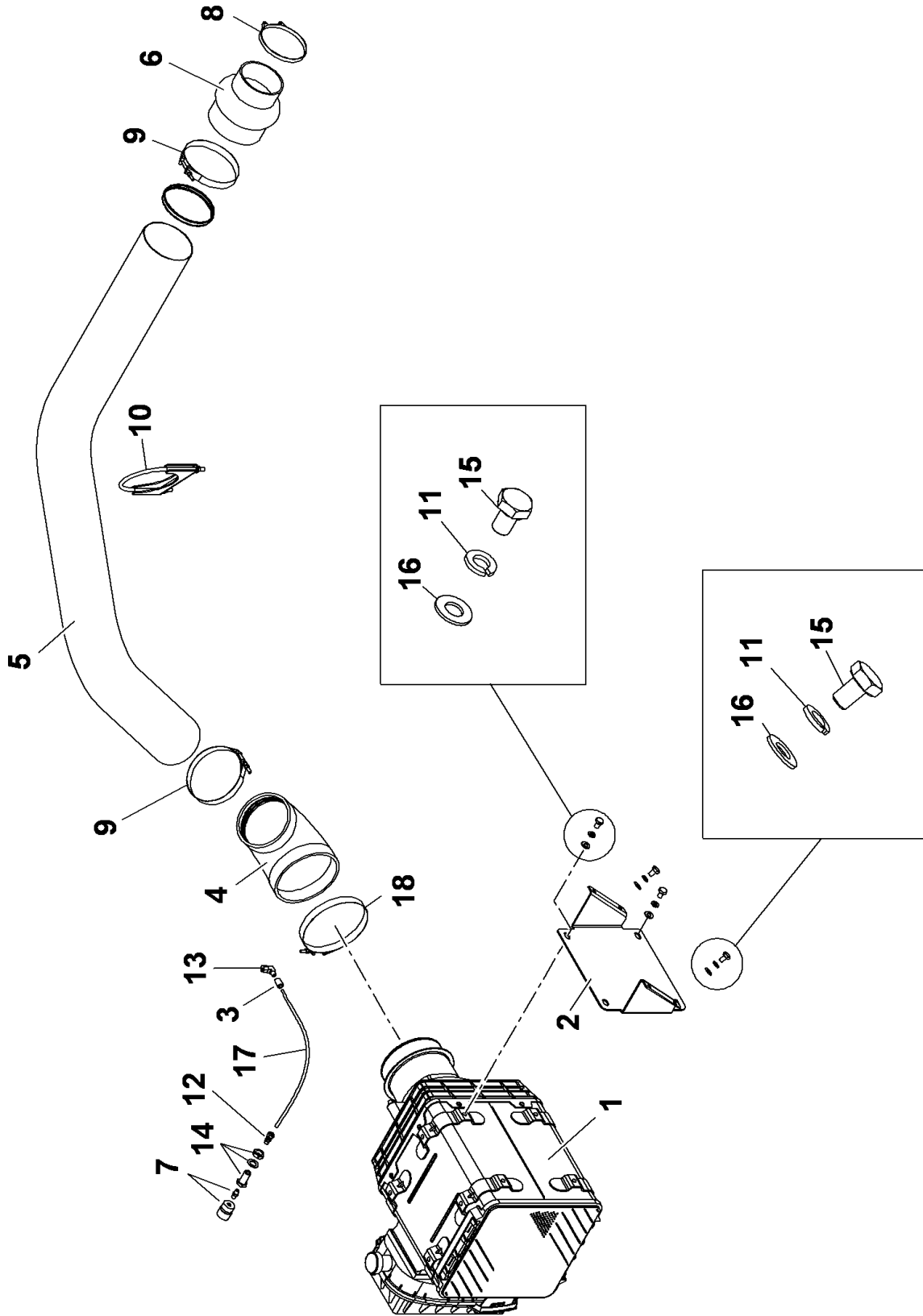
Manitowoc Cranes

Description
24V WARNING LIGHT-MODIFIED

Assembly No.
80040337
 Revision: **B**

Item	FN	Part	Qty	Description
1		80040286	1	LMI WARNING LIGHT-24V
2		7892100010	1	RECEPTACLE, DTM-3P
3		7689100033	2	PIN
4		7826000650	1	PLUG, SEALING
5		8594000019	1	FLEXGUARD, 1/4" I.D. (QUANTITY IN FEET)
6		7892000935	2	PARALLEL
7		8594100256	1	TUBING, HEAT SHRINK 1/4" I.D. LINER, MELTABLE (QUANTITY IN FEET)
8		8977600300	0	WIRE, WHITE ELECTRICAL
9		7850000208	2	CABLE TIE, BLACK

Manitowoc Cranes



Manitowoc Cranes

Description

AIR CLEANER INSTALLATION T4

Assembly No.

80025029

Revision: **B**

Item	FN	Part	Qty	Description
1	+	80018496	1	AIR CLEANER ASSEMBLY
2		80025215	1	BRACKET
3		7444000146	1	COUPLING
4		7406000466	1	ELBOW, 90 DEGREE
5		80038046	1	TUBE-INTAKE
6		7734000030	1	REDUCER, HUMP
7	#	7576000310	1	INDICATOR, RESTRICTION
8		7300000223	1	CLAMP, T-BOLT
9		7300000178	2	CLAMP
10		7300000118	1	CLAMP-MUFFLER
11		7951190210	8	LOCK WASHER, 10MM
12		7446040235	1	CONNECTOR, MALE
13		7446040236	1	ELBOW, 90 DEGREE MALE
14		7364000686	1	COUPLING, ANCHOR
15		7126191053	8	CAP SCREW, HEX HEAD M10 X 16
16		7951190014	8	FLAT WASHER, 10MM I.D.
17		7913102401	1	TUBE
18		7300000222	1	CLAMP

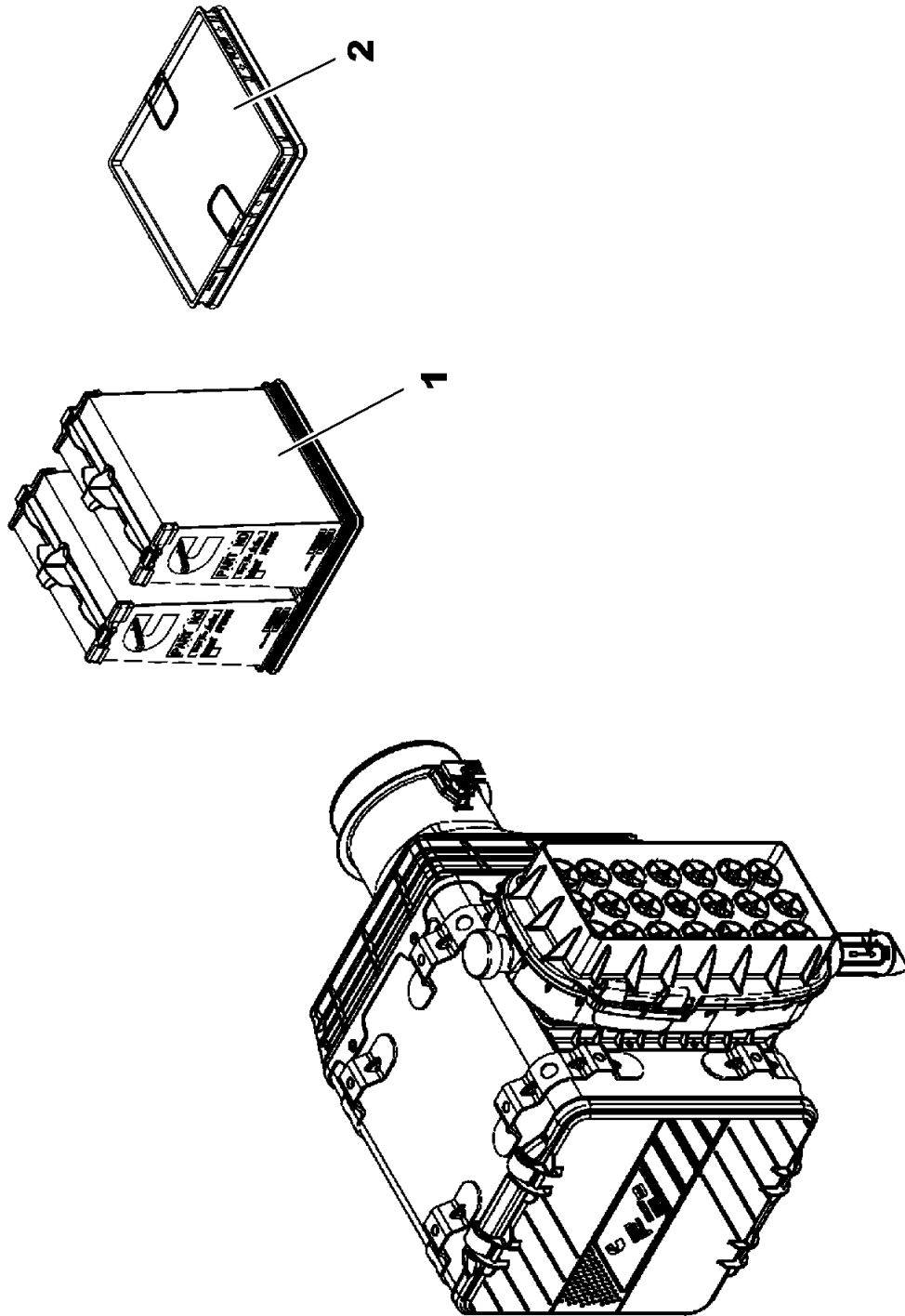
+ SEE FURTHER BREAKDOWN THIS GROUP

SERVICED AS AN ASSEMBLY ONLY

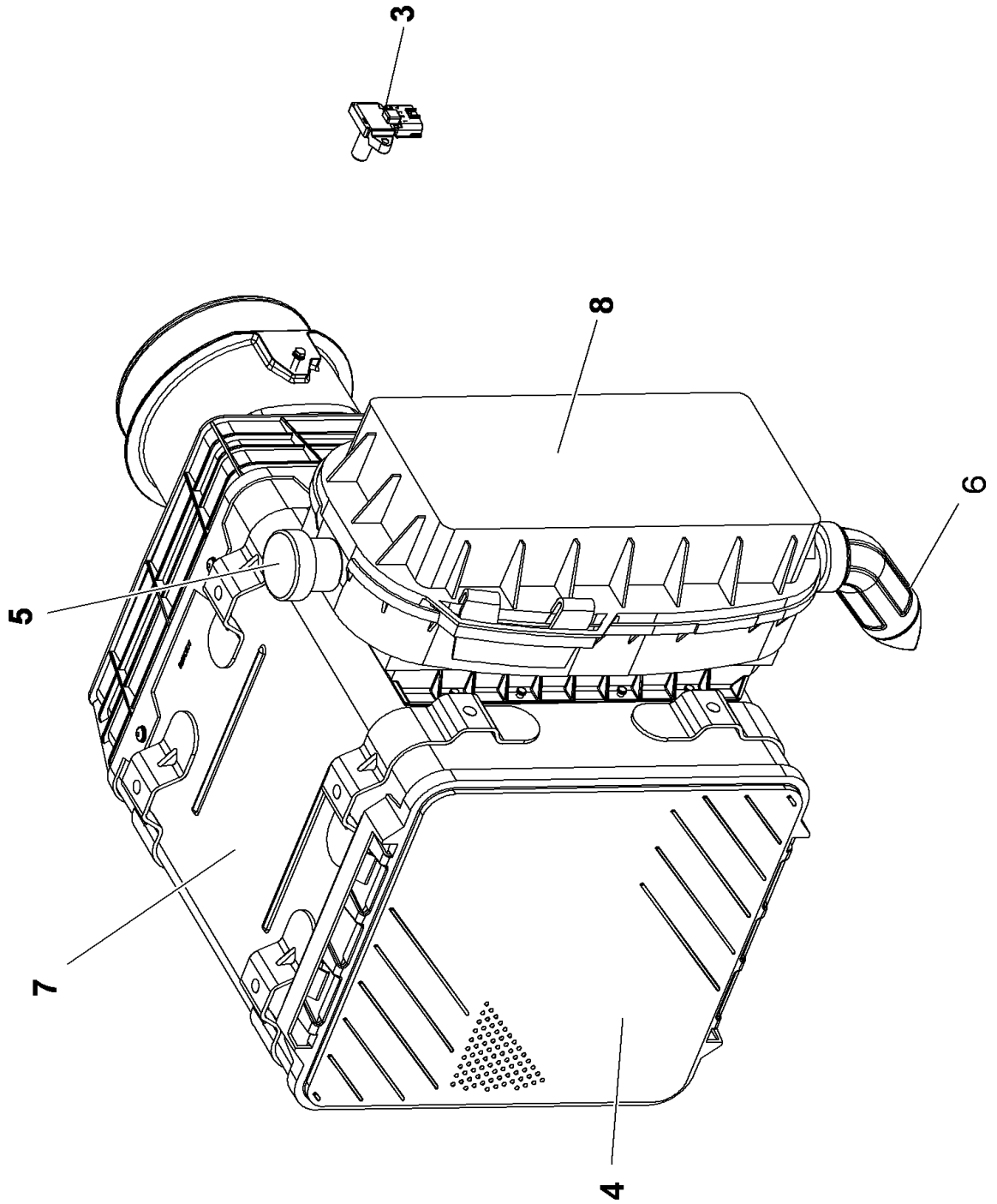
Manitowoc Cranes

Notes

Manitowoc Cranes



Manitowoc Cranes



Manitowoc Cranes

Description

AIR CLEANER ASSEMBLY

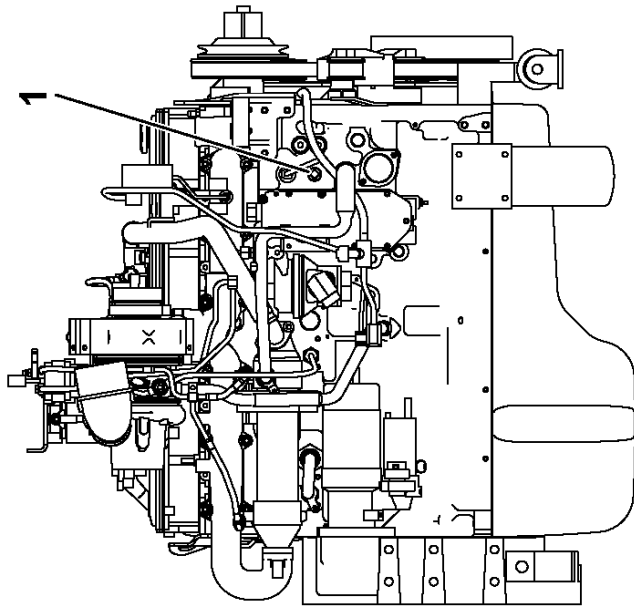
Assembly No.

80018496

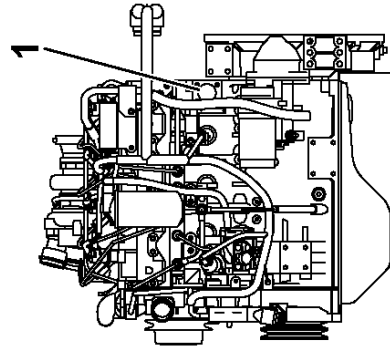
Revision:

Item	FN	Part	Qty	Description
1		90019453	1	FILTER ASSY. AIR PRIMARY
2		90019454	1	FILTER ASSY. AIR SECONDARY
3		90019455	1	SENSOR ASSY. TBAP
4		90019456	1	DOOR ASSY. SERVICE
5		90019457	1	CAP ASSY. RUBBER
6		90019458	1	VALVE ASSY. DUST EJECTION
7		NSS	1	HOUSING ASSY.
8		NSS	1	HOUSING, PRECLEANER

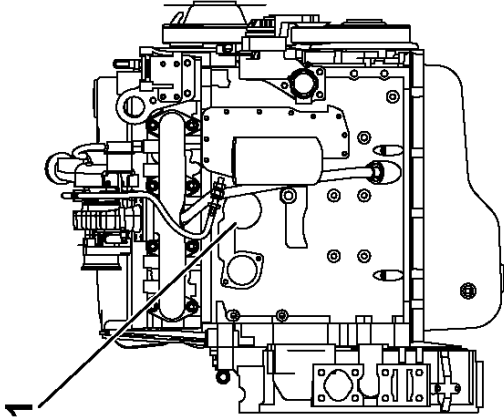
Manitowoc Cranes



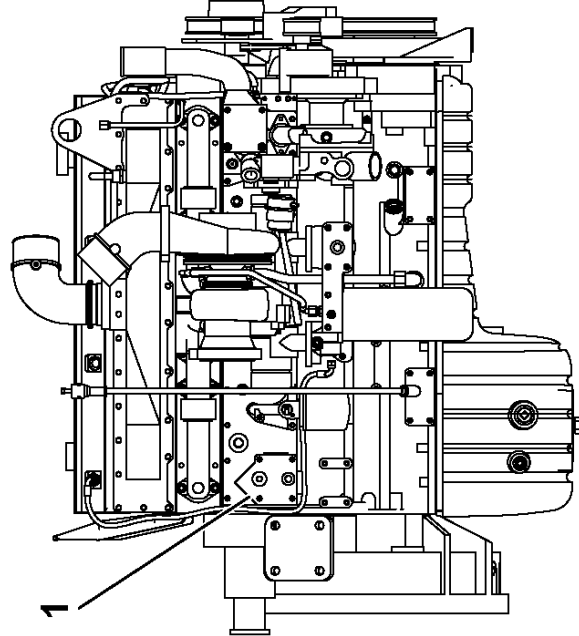
QSC/QSL/ISL



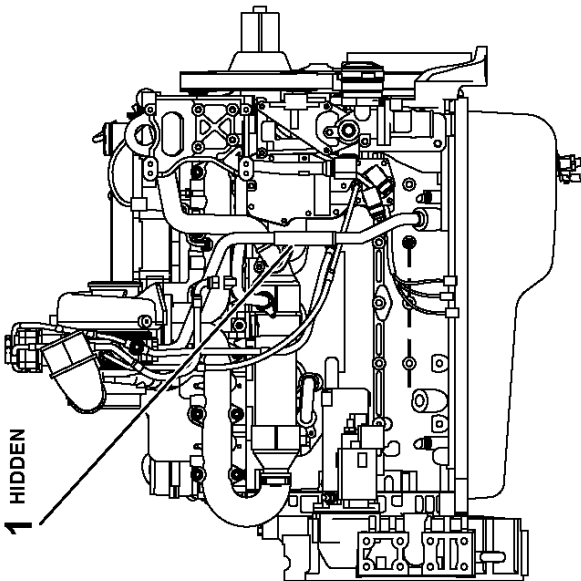
QSB3.3



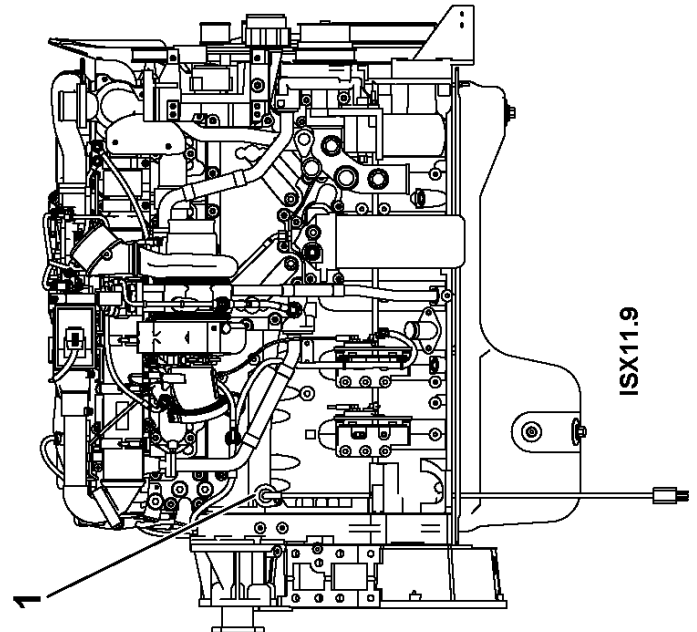
QSB 4.5



QSM



QSB 6.7



ISX11.9

1 HIDDEN

Manitowoc Cranes

Description

BLOCK HEATER INSTALLATION-QSB 120V

Assembly No.

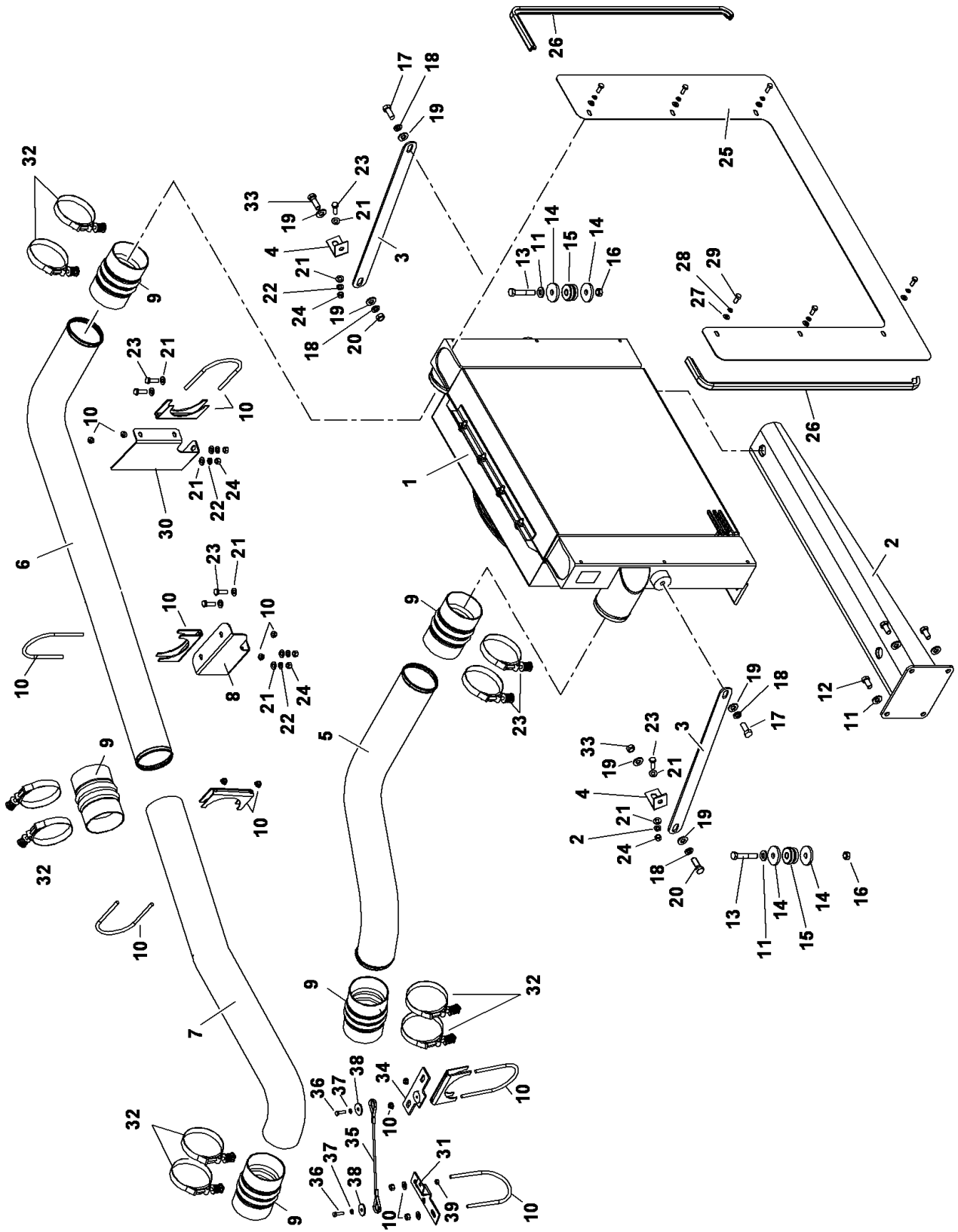
80028277

Revision: #

Item	FN	Part	Qty	Description
1	#	7515000877	1	HEATER, 750W 120V ENGINE BLOCK

SERVICED AS AN ASSEMBLY ONLY

Manitowoc Cranes



Manitowoc Cranes

<u>Description</u> CAC INSTALLATION				<u>Assembly No.</u> 80025669 Revision: D
Item	FN	Part	Qty	Description
1	+	80027088	1	CHARGE AIR COOLER ASSEMBLY
2		80026279	1	CAC MOUNTING
3		80026280	2	MOUNTING LINK
4		80026281	2	ANGLE BRACKET
5		80026282	1	CAC COLD TUBE
6		80026283	1	CAC HOT TUBE
7		80026284	1	CAC HOT TUBE
8		80026290	1	CLAMP SUPPORT BRACKET
9		7406000535	5	BELLOWS
10		7300000231	7	MUFFLER CLAMP
11		7949000235	6	WASHER, 1/2" I.D. FLAT
12		7115180850	4	CAP SCREW, 1/2"-13 UNC X 1"
13		7115182250	2	CAP SCREW, 1/2" - 13 N.C. X 2 3/4" GRADE 5
14		6949000036	4	WASHER, HARDENED ROUND 1/2" I.D.
15	#	7638000044	2	SHOCK, MOUNTING
16		7660180000	2	NUT, 1/2" - 13 N.C. HEX HEAD
17		7115181050	2	CAP SCREW, 1/2" - 13 N.C. X 1 1/4" GRADE 5
18		7950180050	4	WASHER, LOCK 1/2" I.D.
19		7950180141	6	WASHER, FLAT 1/2"
20		7660180000	2	NUT, 1/2" - 13 N.C. HEX HEAD
21		7950160141	20	WASHER, 3/8" PLAIN NARROW
22		7950160050	10	WASHER, LOCK 3/8" I.D.
23		7115161050	10	CAP SCREW, 3/8" - 16 N.C. X 1 1/4" GRADE 5
24		7660160001	10	NUT, HEX 3/8" - 16 N.C. GRADE 5
25		80026377	1	CAC BAFFLE
26		6637037006	1	CHANNEL, BULB USE 8246964300 QTY 6 CHANNEL 6 FEET

+ SEE FURTHER BREAKDOWN THIS GROUP

SERVICED AS AN ASSEMBLY ONLY

Manitowoc Cranes

Description
CAC INSTALLATION

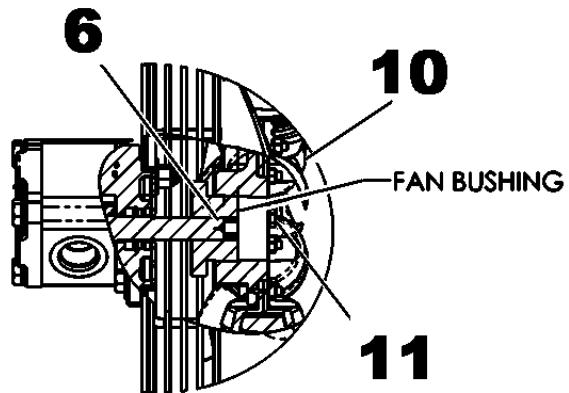
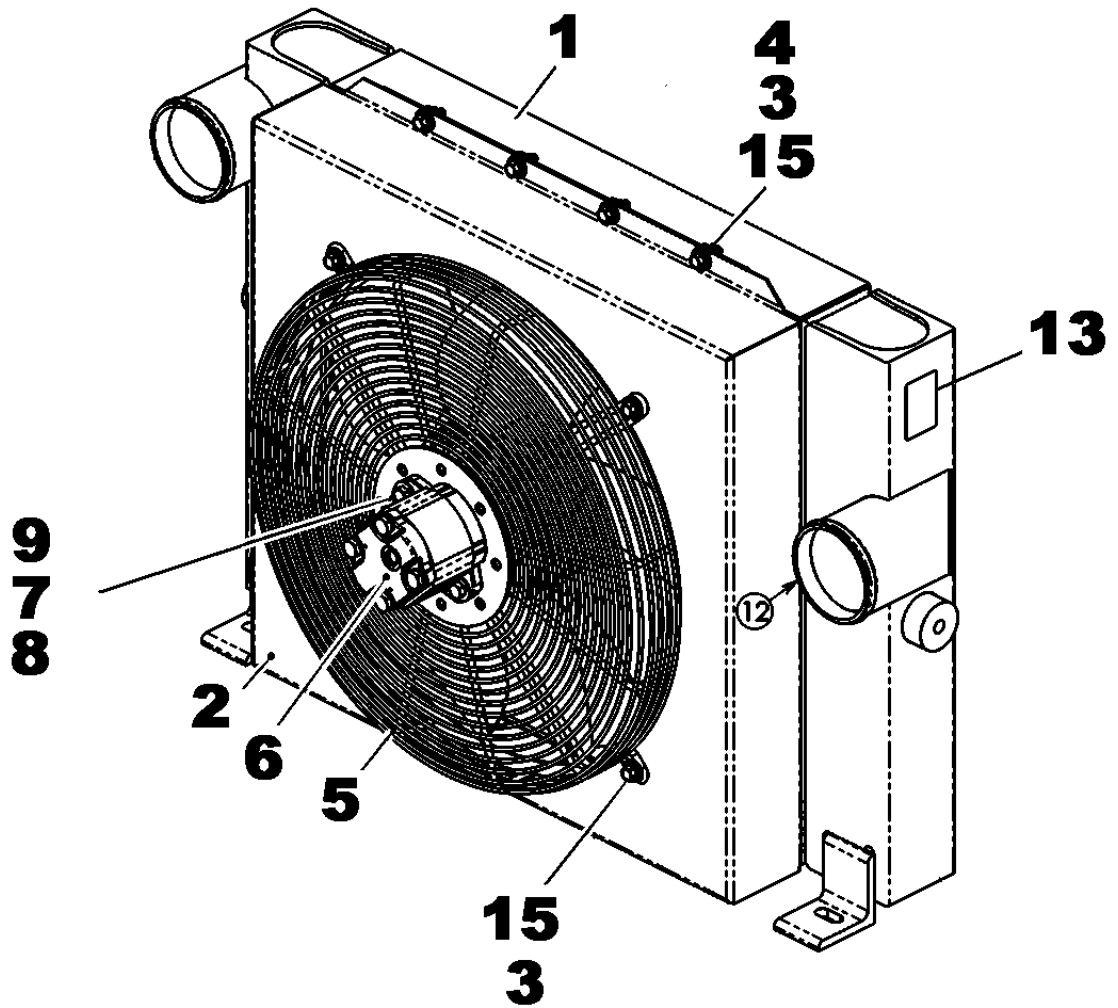
Assembly No.
80025669
Revision: **D**

Item	FN	Part	Qty	Description
27		7951170014	6	WASHER, FLAT #8
28		7951170210	6	WASHER, LOCK 8MM
29		7126171150	6	CAP SCREW, M8 X 20MM HEX HEAD
30		80026791	1	CLAMP SUPPORT BRACKET
31		80032943	1	PLATE-CAC TUBE CONN
32		7300000448	10	CLAMP, T-BOLT
33		7115181250	2	CAP SCREW, 1/2" - 13 N.C. X 1 1/2" GRADE 5
34		80032949	3	PLATE-CAC TUBE CONN
35		80033087	2	LANYARD-WIRE ROPE
36		7115140850	4	CAP SCREW, 1/4" - 20 N.C. X 1" GRADE 5
37		6949000596	4	WASHER
38		7950140050	4	WASHER, LOCK 1/4"
39		7660140000	1	NUT, HEX 1/4" - 20 N.C.

Manitowoc Cranes

Notes

Manitowoc Cranes



ITEMS NOT SHOWN

NBR 14

MOTOR SHAFT/FAN ENGAGEMENT

Manitowoc Cranes

Description

CHARGE AIR COOLER ASSEMBLY

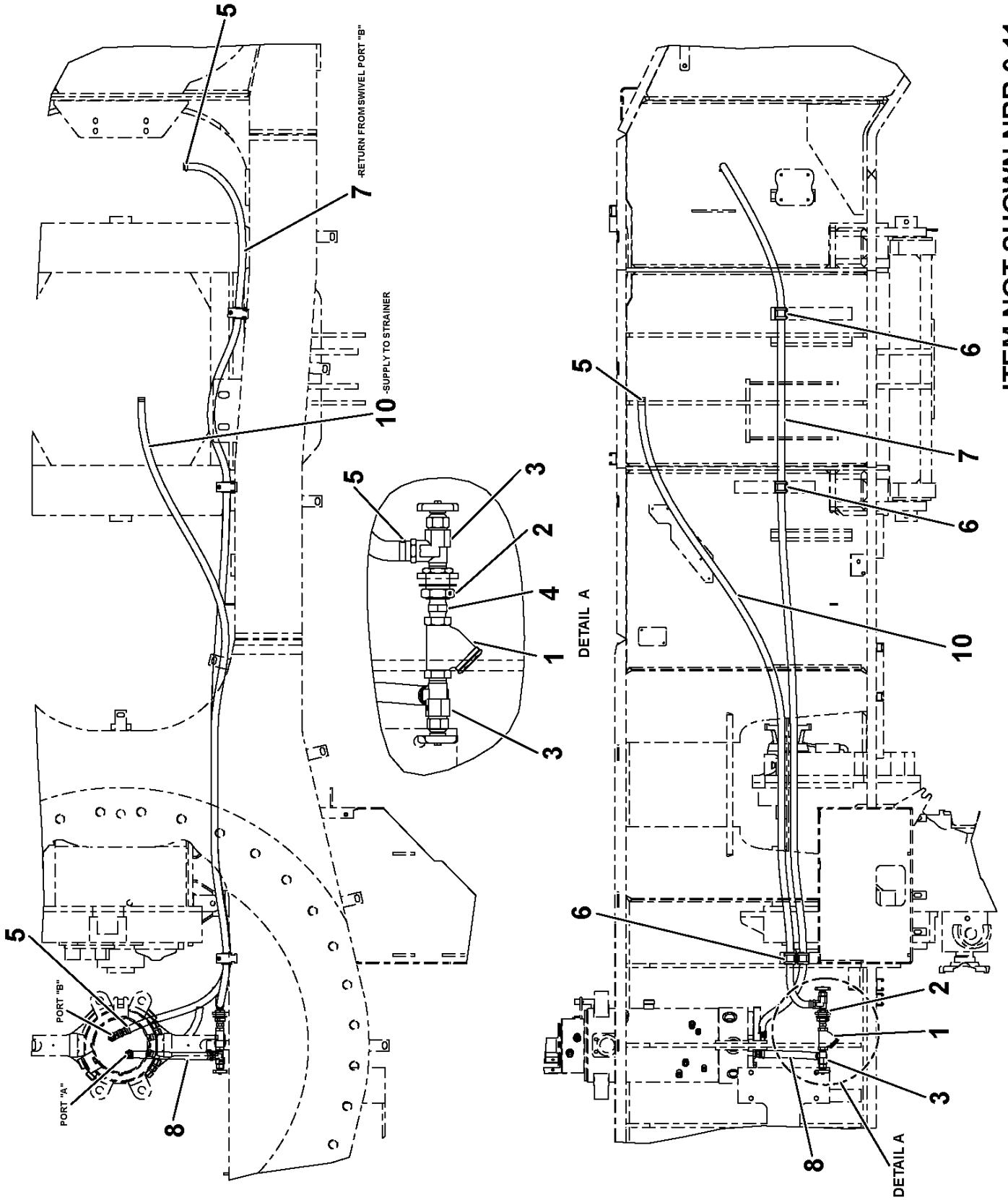
Assembly No.

80027088

Revision:

Item	FN	Part	Qty	Description
1		90021283	1	CORE ASSY. AIR COOLER
2		90021284	1	SHROUD, FAN
3		90015595	20	WASHER, 5/16 FLAT
4		90021285	8	NUT, GR5
5		90019728	1	GUARD, FAN 20"
6		90011991	1	MOTOR ASSY. HYD
				INCLUDES THE FOLLOWING PARTS
		90020390	1	KIT, SEAL
7		90015598	4	WASHER, 3/8" FLAT
8		90015592	2	CAP SCREW, 3/8-16 X 1.5 HEX
9		90014965	2	NUT, LOCK 3/8" NYLON
10		90019729	1	FAN ASSY.
11		7118142050	3	HHCS 1/4-20UNCx2.5 G8
14		90018225	1	TAPE, FOAM , REQUIRES 4 FT
15		90015593	12	BOLT,5/16"-18 X 1" FLANGE HEAD

Manitowoc Cranes



ITEM NOT SHOWN NBR 9,11

Manitowoc Cranes

Description

HEATER LINES INSTALLATION

Assembly No.

80027155

Revision: **A**

Item	FN	Part	Qty	Description
1		7437100220	1	STRAINER, MESH
2		7364000425	1	ADAPTER
3		80011556	2	VALVE-SHUTOFF INCLUDES THE FOLLOWING PARTS
		90014694	1	HANDLE/KNOB
4		7445080849	1	NIPPLE
5		7300000013	6	CLAMP, HOSE
6		7300000404	7	CLAMP, 1" TUBING
7		8596902528	13	HOSE, 5/8" I.D. (QUANTITY IN FEET)
8		8596902528	1	HOSE, 5/8" I.D. (QUANTITY IN FEET)
9		8594000001	3	FLEXGUARD - 1.00" I.D. (QUANTITY IN FEET)
10		8596902528	11	HOSE, 5/8" I.D. (QUANTITY IN FEET)
11		7850000208	4	CABLE TIE, BLACK

Manitowoc Cranes

Notes

Manitowoc Cranes

Description
OMS INSTALLATION

Assembly No.
80038411
Revision: **B**

Item	FN	Part	Qty	Description
1	+	80035290	4	OMS INSTALLATION

+ SEE FURTHER BREAKDOWN THIS GROUP

Manitowoc Cranes



The drawing or bill of material for this installation was not available when this catalog was created. Please contact Rich Rebok at Richard.rebok@manitowoc.com for Grove products or Galen Burkholder at Galen.burkholder@manitowoc.com for National products to supply us with your serial number and model number along with your mailing information. We will then send you the missing pages either via PDF or a hardcopy to be inserted into your manual.

Regards,
Technical Publications Department
Shady Grove, Pennsylvania
www.cranecare.com

Manitowoc Cranes

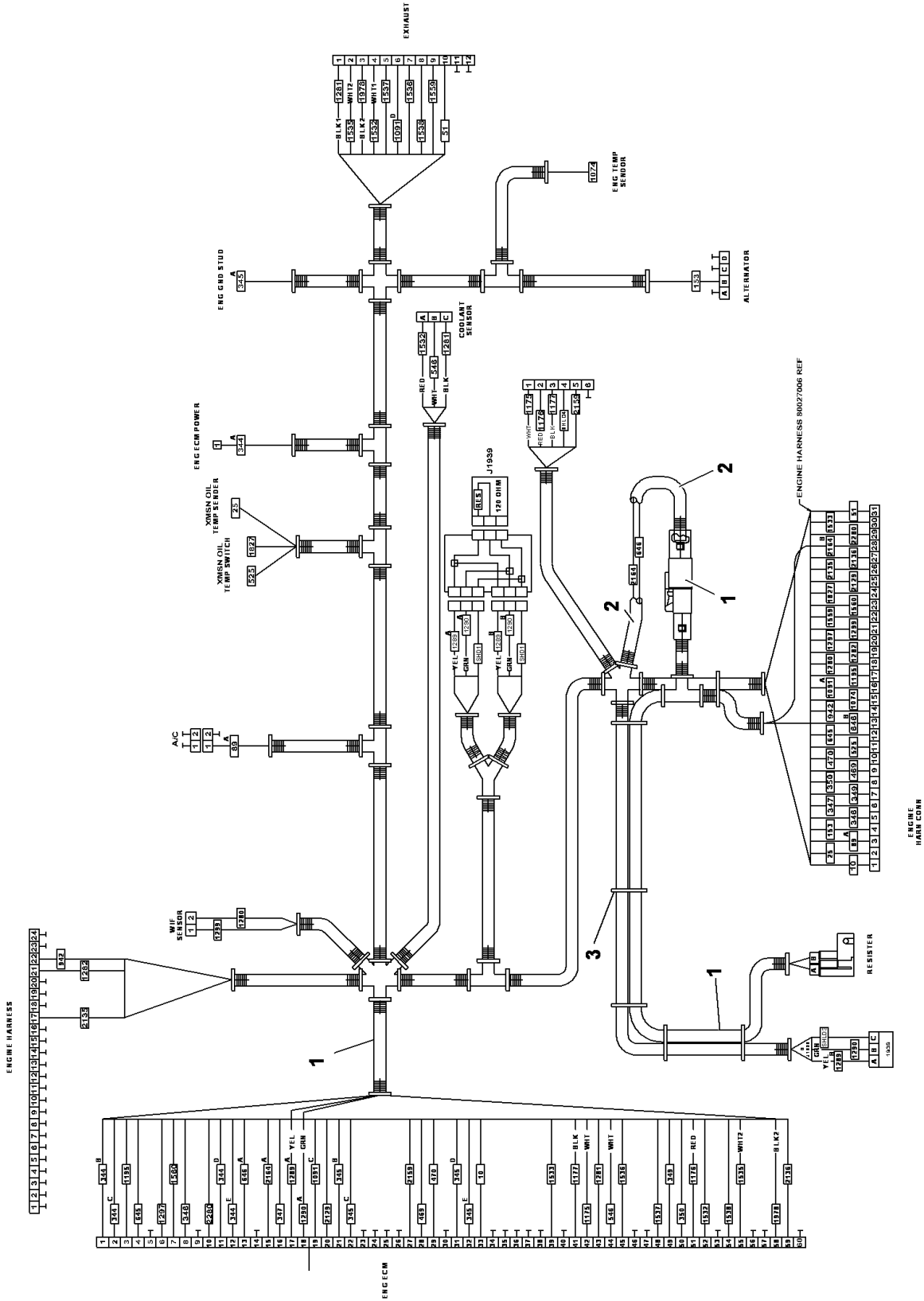
Description
OMS INSTALLATION

Assembly No.
80035290
 Revision: **C**

Item	FN	Part	Qty	Description
1		80035056	1	STRING POTENTIOMETER MOUNT
2		80033282	1	STRING POTENTIOMETER, 110"
3		7126151154	8	SHCS M6x20 -8.8 ISO 4762
4		7951150014	16	WASHER, 6MM I.D.
5	#	7661150003	8	NUT, HEX
6		7115151050	2	CAP SCREW, 5/16" - 18 N.C. X 1 1/4" GRADE 5
7		7950150141	4	WASHER, FLAT 5/16"
8		7660150001	2	NUT, HEX 5/16" - 18 N.C. GRADE 5

SERVICED AS AN ASSEMBLY ONLY

Manitowoc Cranes



Manitowoc Cranes

Description
HARNESS-MODIFIED

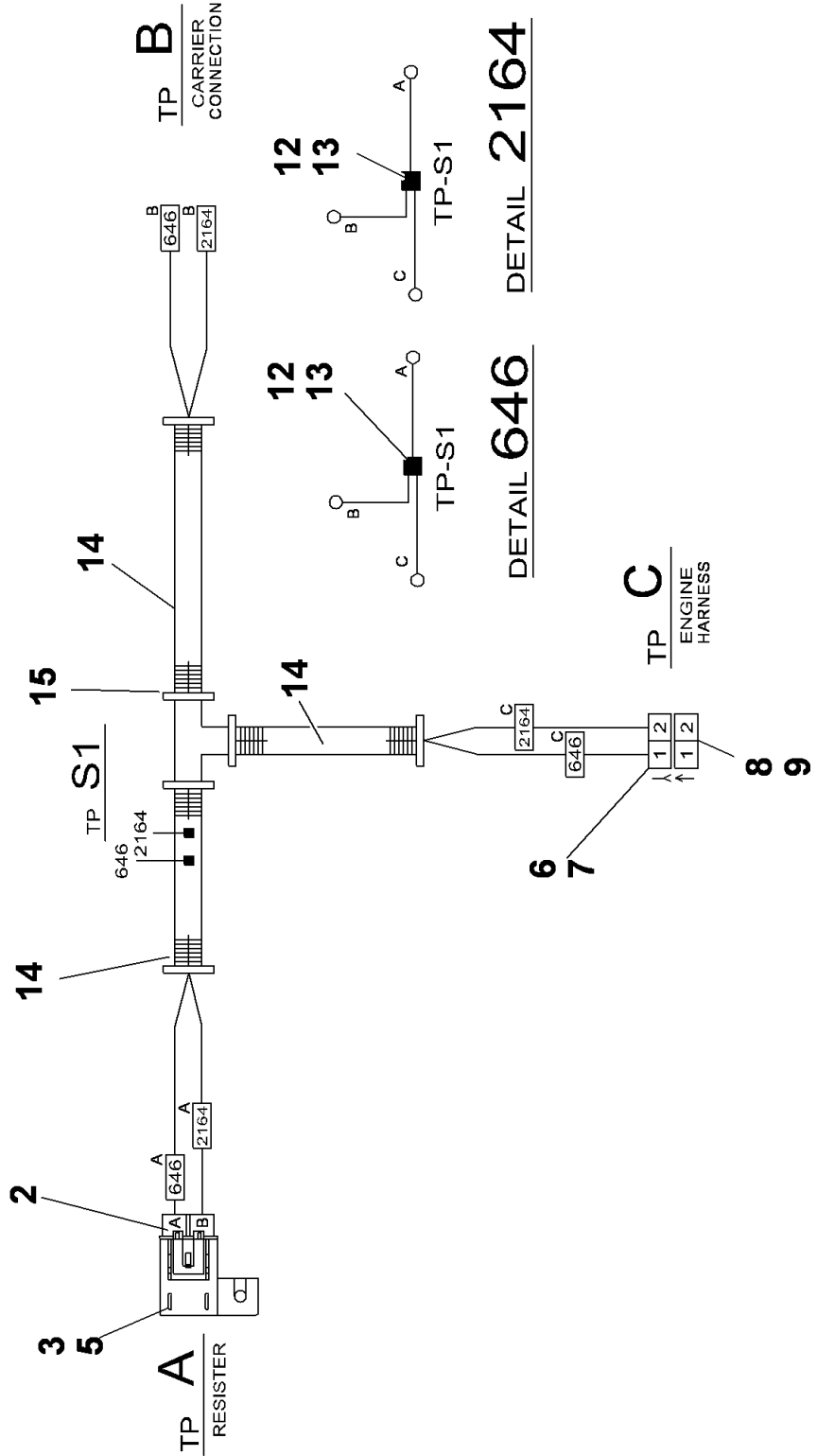
Assembly No.
80040487
Revision: **A**

Item	FN	Part	Qty	Description
1	+	80040371	1	HARNESS ASSEMBLY
2		8594000019	1	FLEXGUARD, 1/4" I.D. (QUANTITY IN FEET)
3		7850000208	10	CABLE TIE, BLACK

+ SEE FURTHER BREAKDOWN THIS GROUP

Manitowoc Cranes

WIRE NO	COLOR	SAE SIZE	LENGTH TOT IN	TP	B/M ITEM NO	REMARKS	TP	B/M ITEM NO	REMARKS
646A	WHT GXL	18	6	A	4	NOTE 3	S1	STRIP	SEE DETAIL
646B		18	12	B	10		S1	STRIP	SEE DETAIL
646C		18	5	C	11		S1	STRIP	SEE DETAIL
2164A		18	7	A	4	NOTE 3	S1	STRIP	SEE DETAIL
2164B		18	11	B	10		S1	STRIP	SEE DETAIL
2164C	WHT GXL	18	4	C	11		S1	STRIP	SEE DETAIL



Manitowoc Cranes

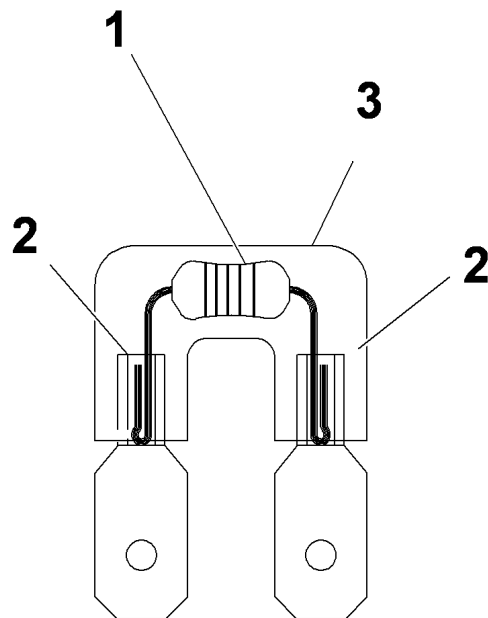
Description
HARNESS ASSEMBLY

Assembly No.
80040371
Revision: **A**

Item	FN	Part	Qty	Description
2		7892100027	1	2-PASS CONNECTOR/GRAY SEAL
3		7892100030	1	CONNECTOR, COVER/SINGLE
4		7892100032	2	TERMINAL, FEMALE
5	+	80040367	1	RESISTOR ASSEMBLY 300 OHM
6		7709000844	1	PLUG, 2 SOCKET
7		80008755	1	180DEG BSHELL 227-0205
8		7892000949	1	RECEPTACLE, 2 PIN
9		80008748	1	180DEG BSHEL W/STRAIN 257-0205
10		7689001782	2	PIN, 18 - 16 GAGE
11		7826000626	2	SOCKET, 16 - 18 AWG
12		7892000194	2	PARALLEL, NON - INSULATED 16 - 14 AWG
13		8594100256	1	TUBING, HEAT SHRINK 1/4" I.D. LINER, MELTABLE (QUANTITY IN FEET)
14		8594000019	2	FLEXGUARD, 1/4" I.D. (QUANTITY IN FEET)
15		7850000208	6	CABLE TIE, BLACK

+ SEE FURTHER BREAKDOWN THIS GROUP

Manitowoc Cranes



Manitowoc Cranes

Description
RESISTOR ASSEMBLY 300 OHM

Assembly No.
80040367
Revision: **A**

Item	FN	Part	Qty	Description
1		80028574	1	RESISTOR - 300 OHM
2		7892000993	2	SPADE, SPRING 16 - 14 AWG
3		8594100272	0	1.0HSC W/AML

Manitowoc Cranes

Notes

Manitowoc Cranes

Description
DECAL INSTALLATION-STANDARD

Assembly No.
80032781
 Revision: **A**

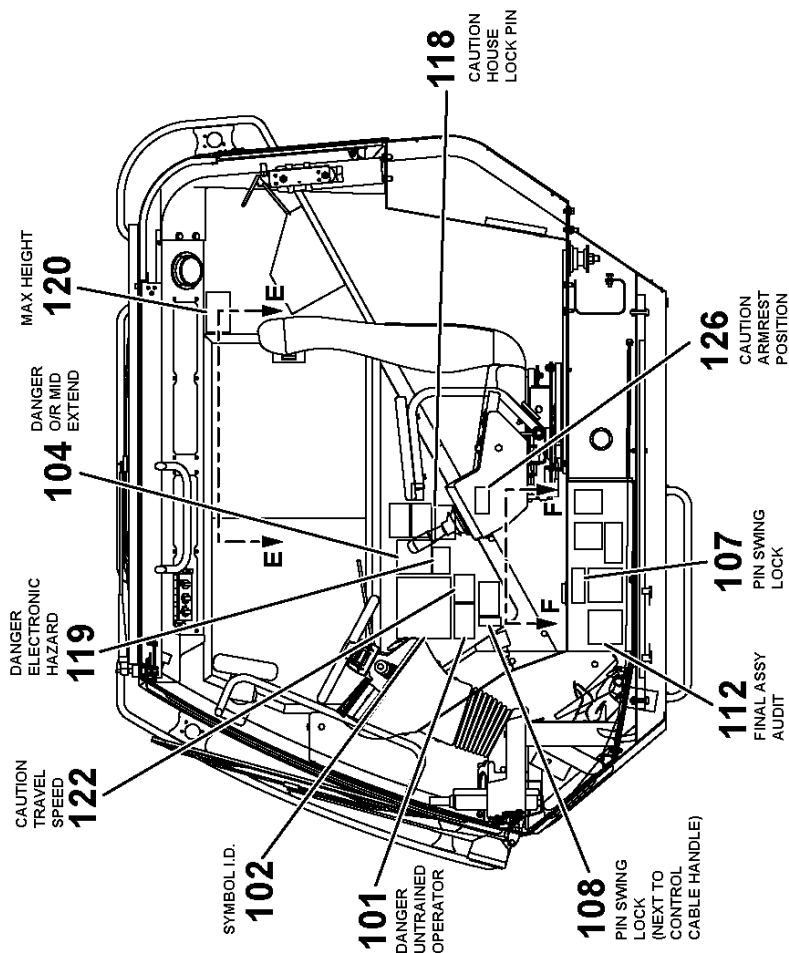
Item	FN	Part	Qty	Description
900	+	80032782	1	DECAL INSTALLATION-STANDARD CAB
901	+	80032783	1	DECAL INSTALLATION-STANDARD CARRIER
902	+	80032784	1	DECAL INSTALLATION-STANDARD SS
903	+	80032785	1	DECAL INSTALLATION-STANDARD BOOM

+ SEE FURTHER BREAKDOWN THIS GROUP

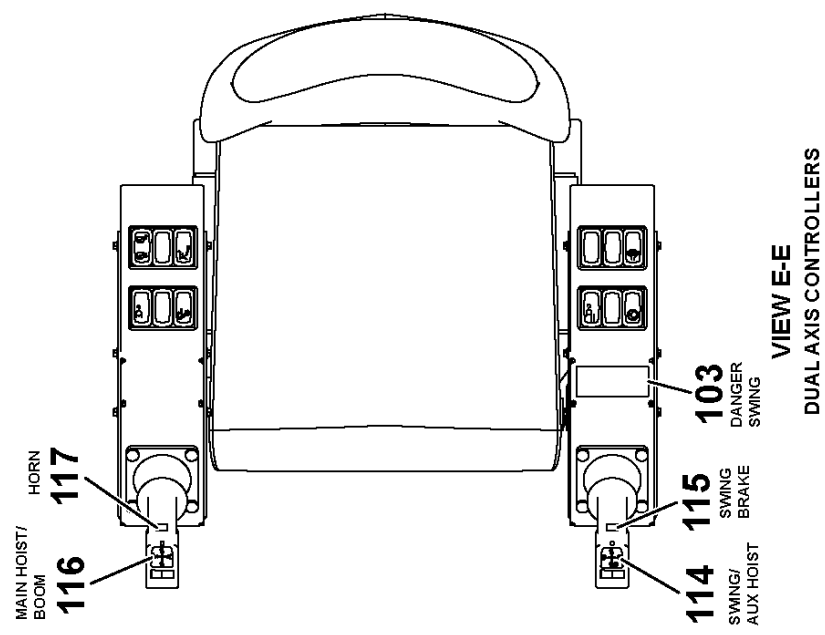
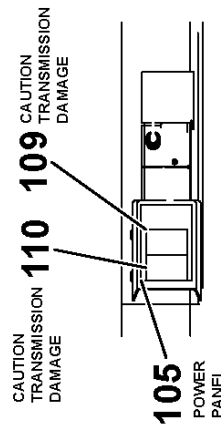
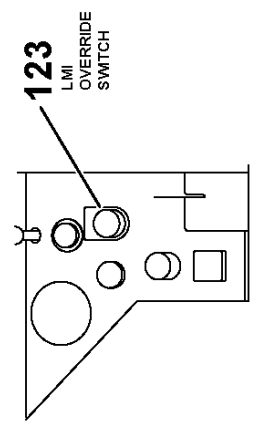
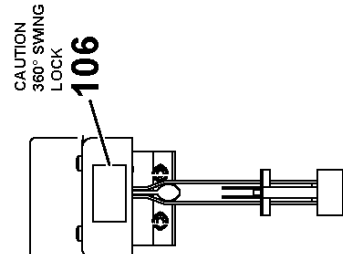
Manitowoc Cranes

Notes

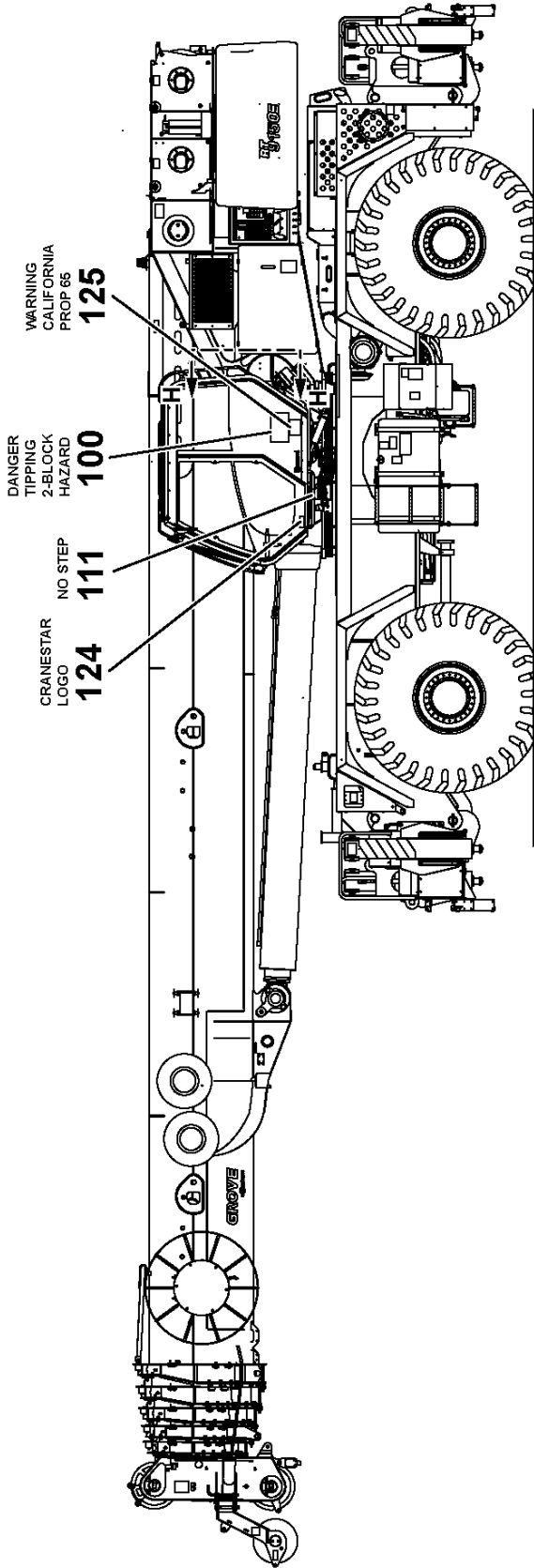
Manitowoc Cranes



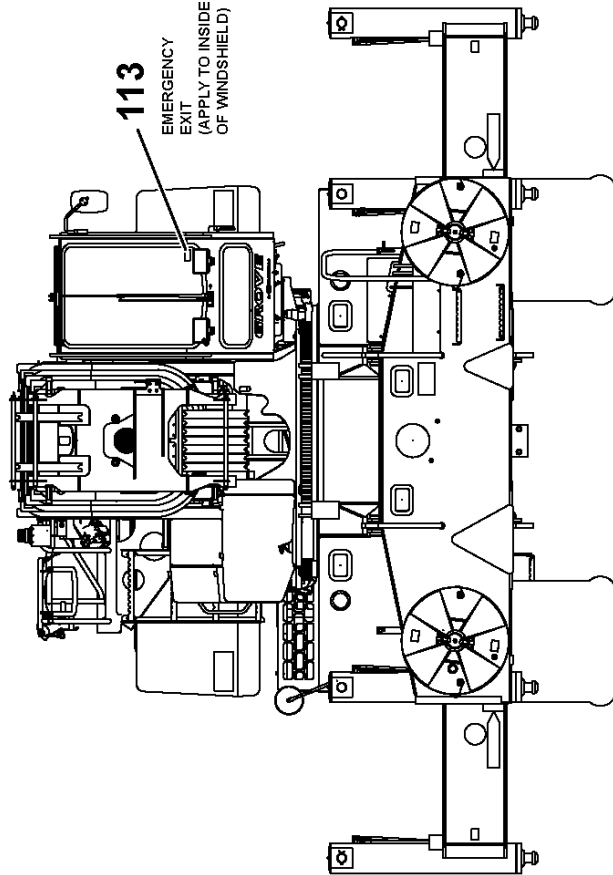
INSIDE CAB



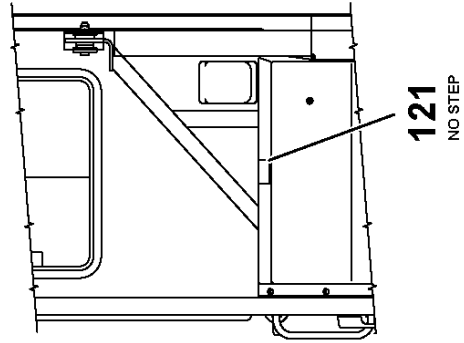
Manitowoc Cranes



LEFT SIDE VIEW



FRONT VIEW

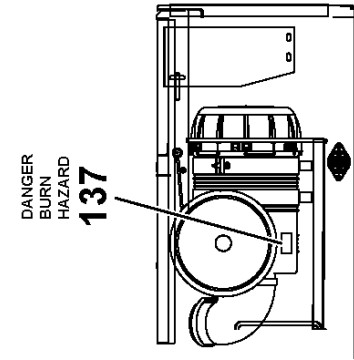


VIEW H-H

Manitowoc Cranes

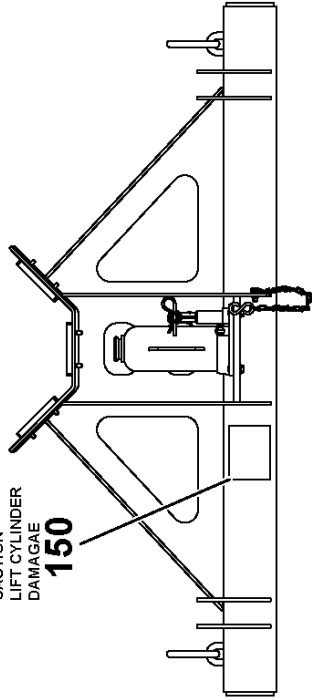
<u>Description</u>				<u>Assembly No.</u>
DECAL INSTALLATION-STANDARD CAB				80032782
				Revision: C
Item	FN	Part	Qty	Description
100		7376100175	1	DECAL - DANGER TIPPING/2 BLOCKING HAZARD (ENGLISH)
101		7376007255	1	DECAL - DANGER UNTRAINED OPERATOR (ENGLISH)
102		80027195	1	DECAL-SYMBOL ID
103		7376100080	1	DECAL - DANGER SUPERSTRUCTURE SWING (ENGLISH)
104		7376007441	1	DECAL - DANGER OUTRIGGER MID EXTENSION (ENGLISH)
105		80032769	1	DECAL-POWER PANEL
106		7376101923	1	DECAL - CAUTION 360 SWING LOCK
107		7376011340	1	DECAL - CAUTION PIN SWING LOCK (ENGLISH)
108		80026772	1	DECAL-PIN SWING LOCK
109		7376102092	1	DECAL - CAUTION TRANSMISSION DAMAGE
110		80034750	1	DECAL-CAUTION-TRANS DAMAGE
111		7376007370	1	DECAL - NO STEP
112		80000339	1	DECAL - GROVE FINAL ASSEMBLY AUDIT (ENGLISH)
113		7376009502	1	DECAL - EMERGENCY EXIT (ENGLISH)
114		03089055	1	PLATE
115		03147699	1	DECAL - SWING CONTROLLER
116		03089054	1	PLATE
117		03147698	1	DECAL - HORN
118		7376010569	1	DECAL - CAUTION LOCK PIN (ENGLISH)
119		7376101865	1	DECAL - DANGER ELECTROCUTION HAZARD (ENGLISH)
120		7376101869	1	DECAL-MAX HEIGHT-CAB-RT9000E
121		7376010998	1	DECAL - NO STEP
122		80026771	1	DECAL-CTN-TRAVEL SPEED
123		03067122	1	CARRIER FOR SYMBOL
124		80017200	1	DECAL - CRANESTAR LOGO
125		81007557	1	DECAL - WARNING CALIFORNIA PROP 65
126		7376009507	1	DECAL - CAUTION ARMREST ROTATED BACK

Manitowoc Cranes



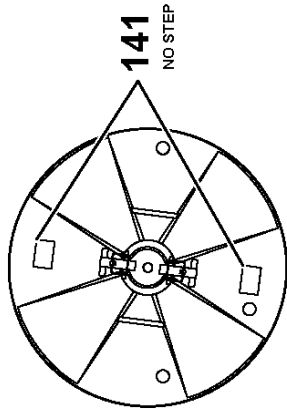
DANGER
BURN
HAZARD
137

FRONT VIEW OF AIR CLEANER



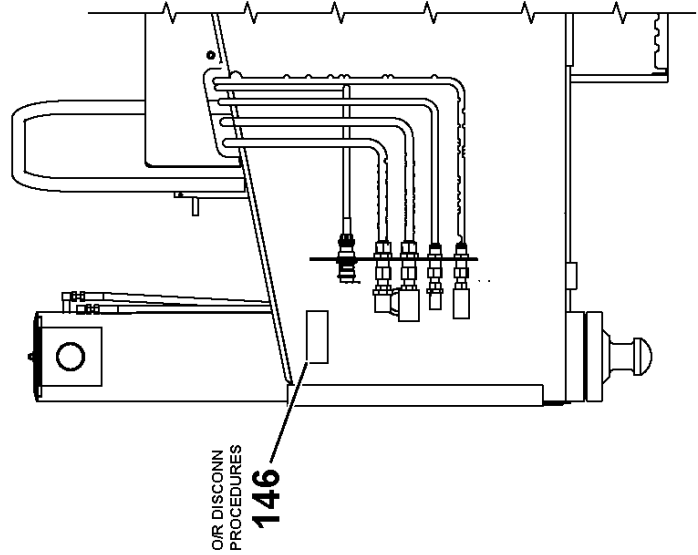
CAUTION
LIFT CYLINDER
DAMAGE
150

LIFT CYLINDER SUPPORT
FRONT VIEW



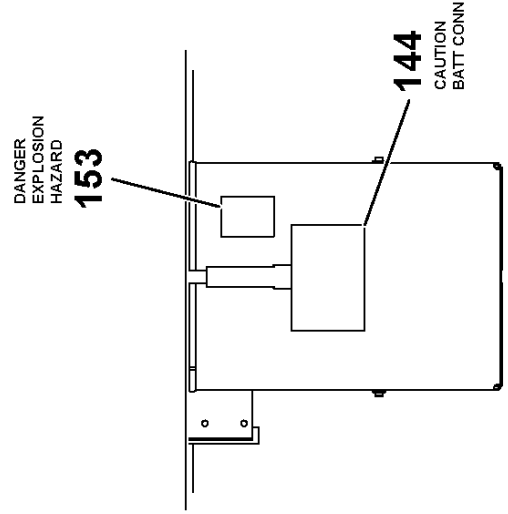
141
NO STEP

DETAIL D
TYP ALL O/R FLOATS



O/R DISCONN
PROCEDURES
146

VIEW A-A
TYP BOTH O/R BOXES

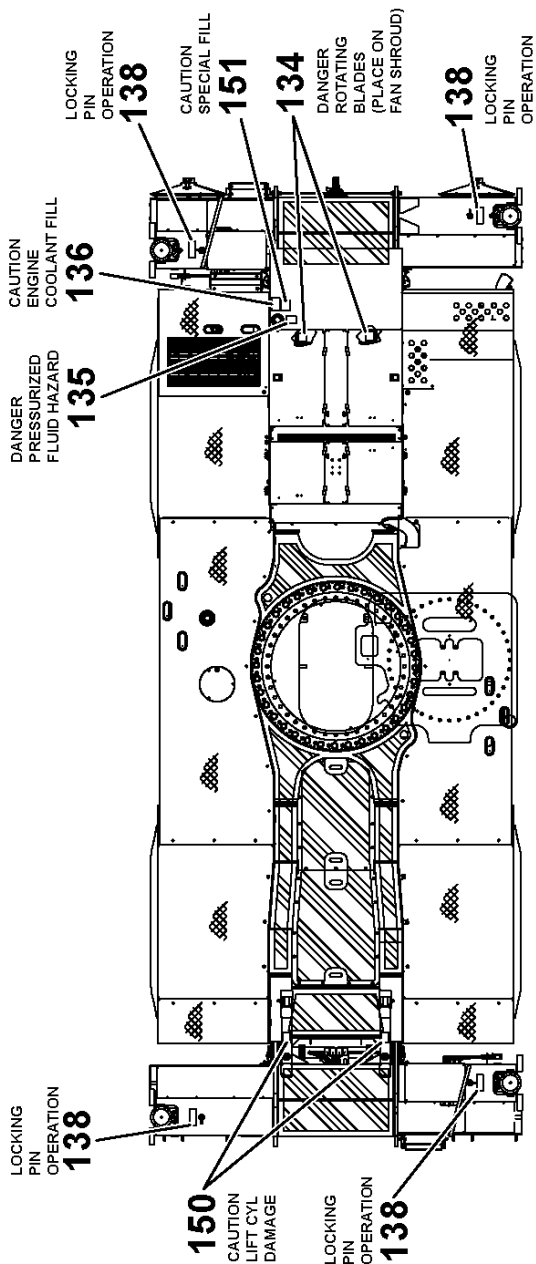


DANGER
EXPLOSION
HAZARD
153

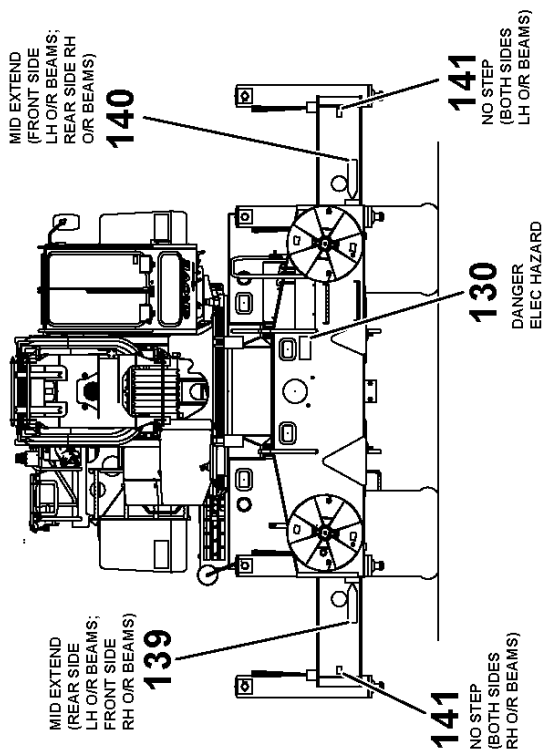
144
CAUTION
BATT CONN

VIEW B-B

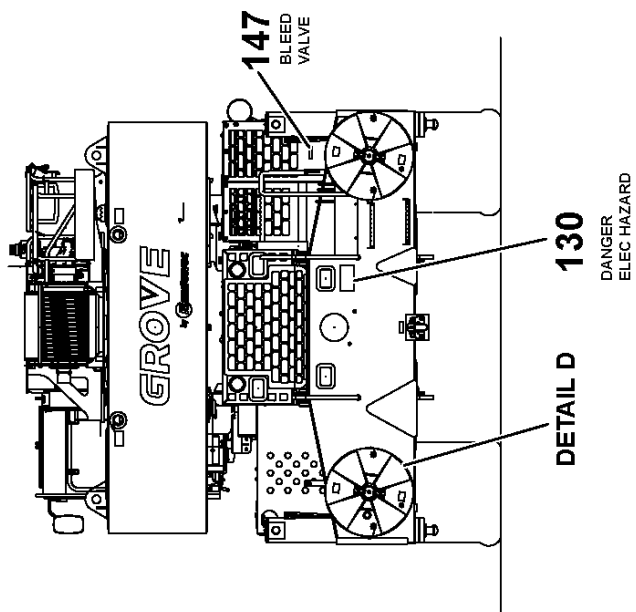
Manitowoc Cranes



TOP VIEW



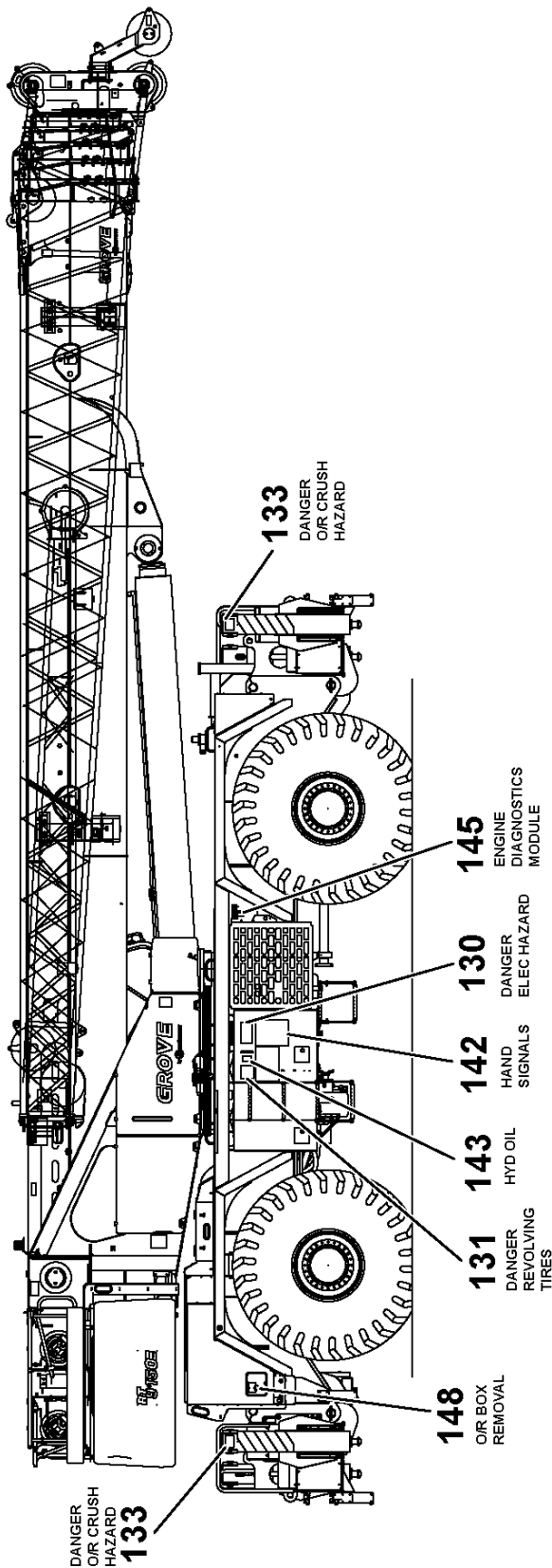
FRONT VIEW



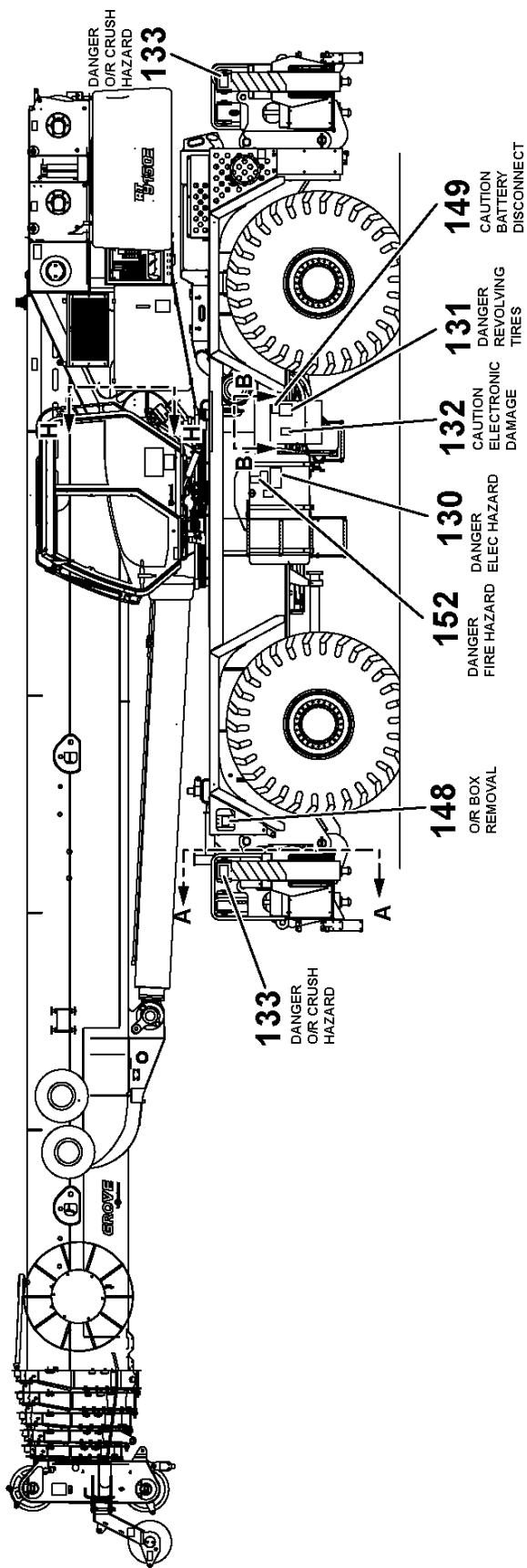
REAR VIEW

DETAIL D

Manitowoc Cranes



RIGHT SIDE VIEW



LEFT SIDE VIEW

Manitowoc Cranes

Description

DECAL INSTALLATION-STANDARD CARRIER

Assembly No.

80032783

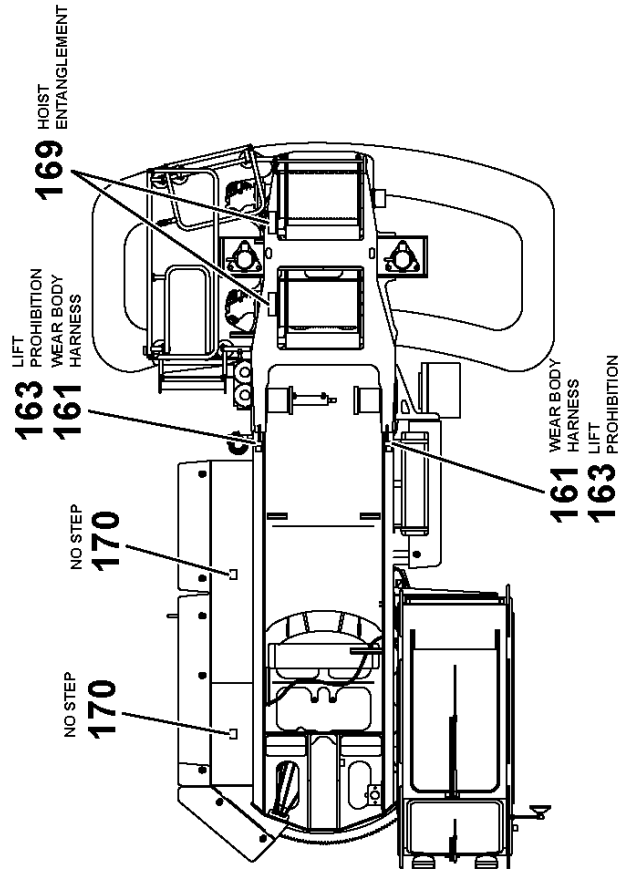
Revision: **B**

Item	FN	Part	Qty	Description
130		80037260	4	DECAL - DANGER ELECTROCUTION HAZARD
131		7376007446	2	DECAL - DANGER REVOLVING TIRES (ENGLISH)
132		7376102349	1	DECAL - CAUTION ELECTRONICS DAMAGE
133		7376011087	4	DECAL - DANGER OUTRIGGER CRUSHING HAZARD (ENGLISH)
134		7376011364	2	DECAL - FAN DANGER ROTATING BLADES
135		7376102517	1	DECAL-DANGER PRESSURIZED FLUID
136		7376102516	1	DECAL - CAUTION ENGINE COOLANT FILL
137		7376101881	1	DECAL - DANGER ETHER HAZARD (ENGLISH)
138		7376006596	4	DECAL - LOCKING PIN OPERATION (ENGLISH)
139		7376009372	4	DECAL - MID-EXTEND OUTRIGGERS > (ENGLISH)
140		7376009373	4	DECAL - MID-EXTEND OUTRIGGERS < (ENGLISH)
141		7376010998	16	DECAL - NO STEP
142		7376101492	1	DECAL - HAND SIGNALS (ENGLISH)
143		7376011335	1	DECAL - HYDRAULIC OIL
144		80026517	1	DECAL-CAUTION-BATTERY CONN
145		7376102895	1	DECAL - ENGINE DIAGNOSTICS
146		7376101787	2	DECAL - PROCEDURE FOR CONNECTING OR DISCONNECTING OUTRIGGER HOSES (ENGLISH)
147		7376009487	1	DECAL - BLEED OFF VALVE (ENGLISH)
148		7376002591	2	DECAL - OUTRIGGER BOX REMOVAL (ENGLISH)
149		7376102819	1	DECAL - CAUTION BATTERY DISCONNECT (ENGLISH)
150		80015019	3	DECAL-CTN-LIFT CYL DAMAGE
151		7376102424	1	DECAL - CAUTION SPECIAL FILL REQUIREMENT (ENGLISH)
152		7376102532	1	DECAL - DANGER FIRE HAZARD
153		7376102554	1	DECAL - DANGER BATTERY EXPLOSION HAZARD

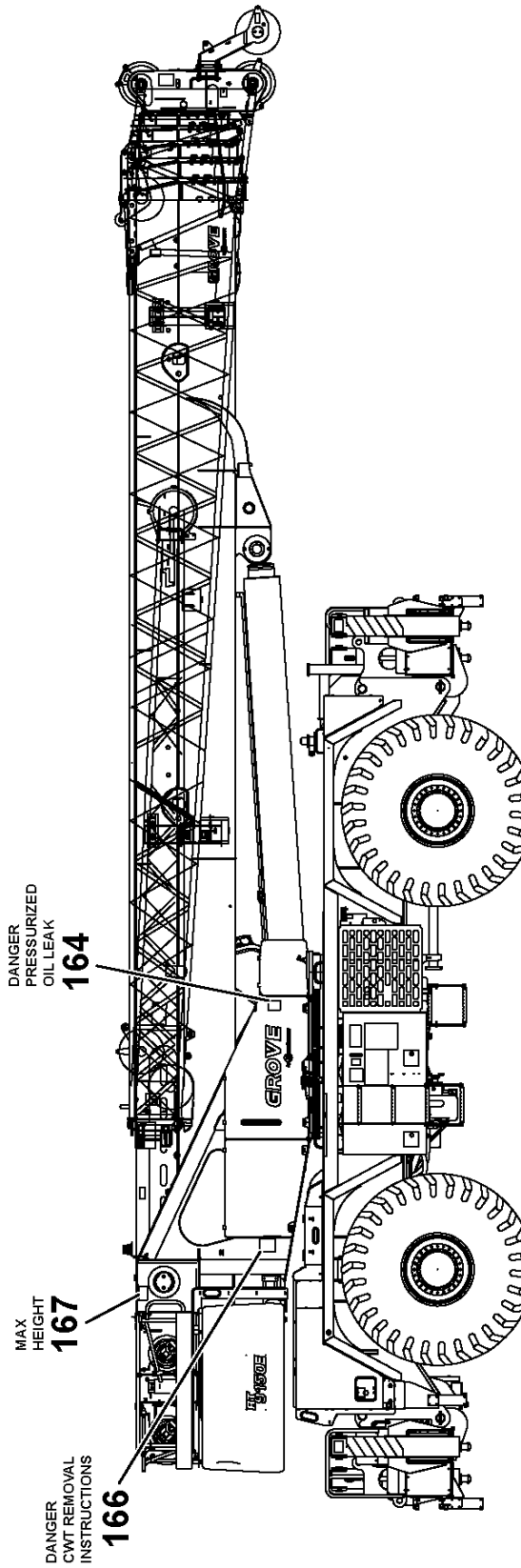
Manitowoc Cranes

Notes

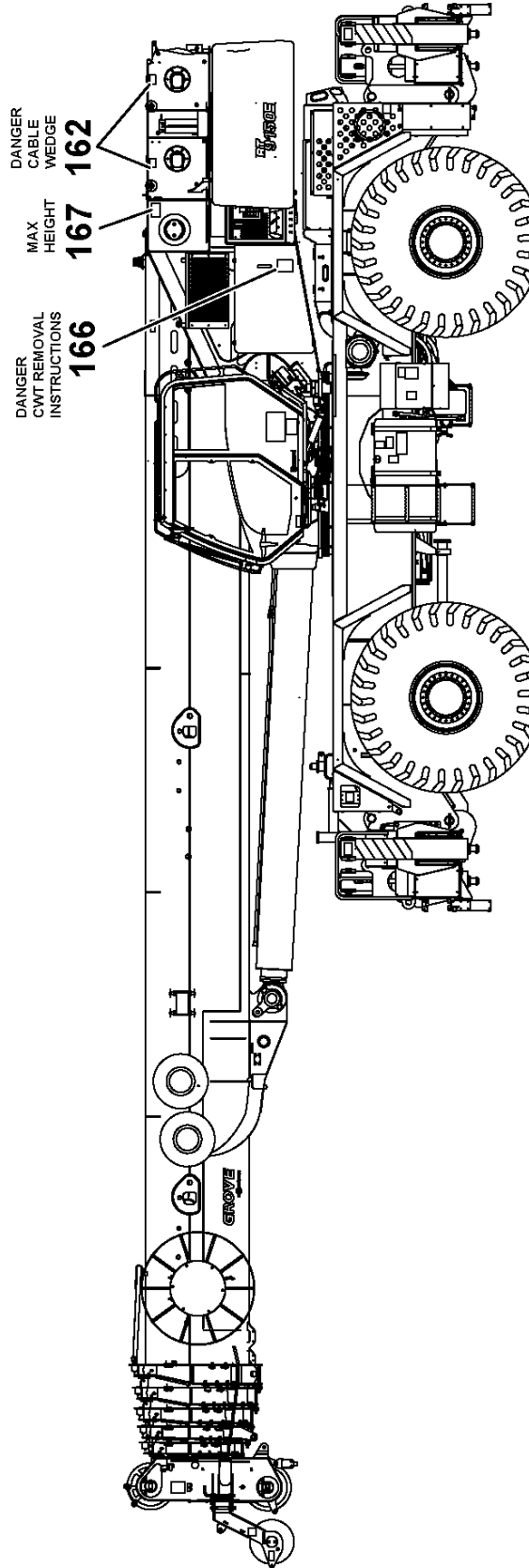
Manitowoc Cranes



Manitowoc Cranes



RIGHT SIDE VIEW



LEFT SIDE VIEW

Manitowoc Cranes

Description

DECAL INSTALLATION-STANDARD SS

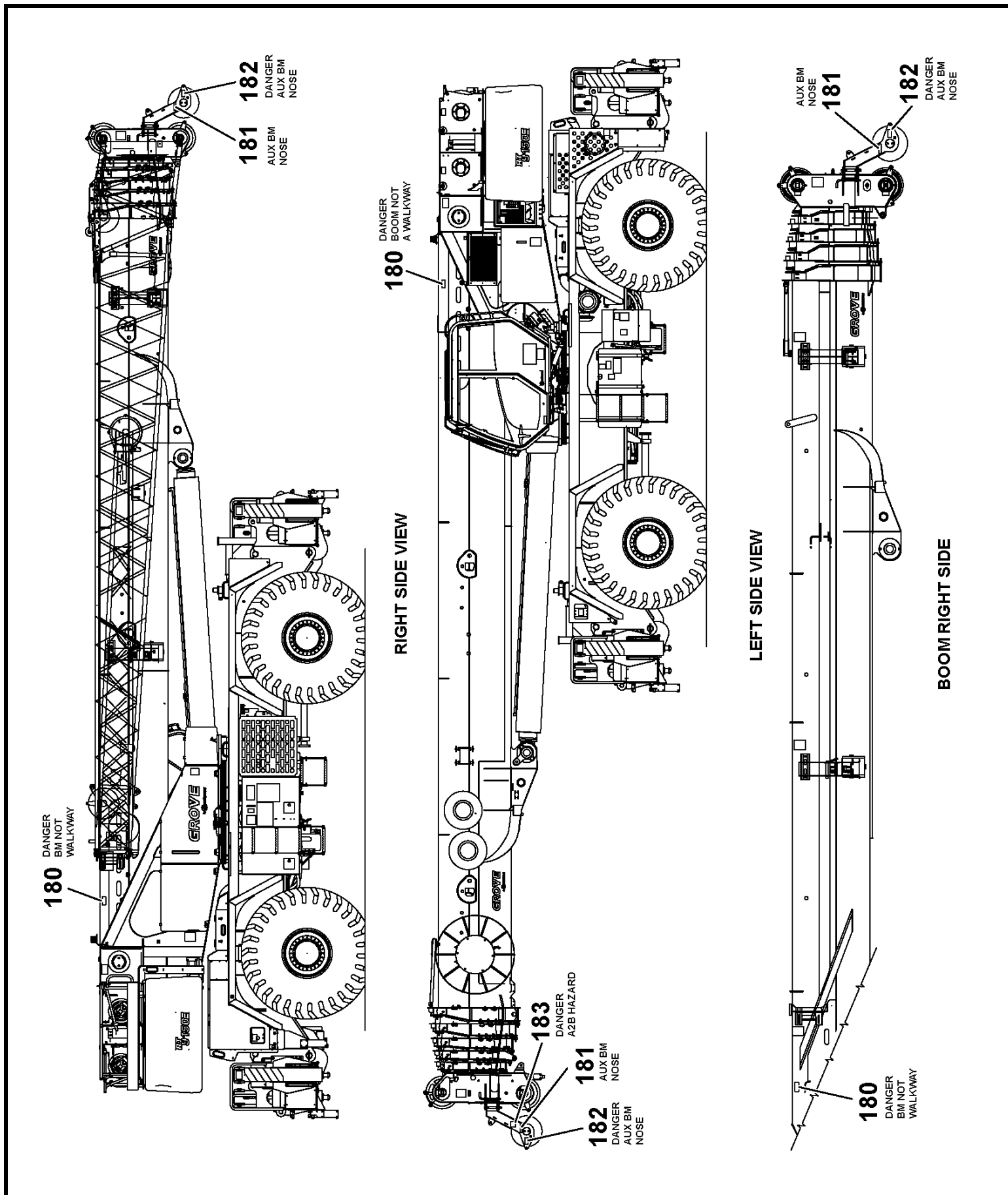
Assembly No.

80032784

Revision: **A**

Item	FN	Part	Qty	Description
160		7376008180	2	DECAL- DANGER COUNTERWEIGHT CRUSH HAZARD (ENGLISH)
161		7376991722	2	DECAL - WEAR BODY HARNESS
162		7376100079	2	DECAL-DANGER CABLE WEDGE
163		7376102910	2	DECAL - LIFT POINT PROHIBITION
164		7376102552	1	DECAL - DANGER PRESSURIZED OIL LEAK (ENGLISH)
165		7376007452	1	DECAL - TURNTABLE BEARING LUBRICATION
166		80015018	2	DECAL-DNGR-CWT RMVL INSTRUC
167		7376101869	2	DECAL-MAX HEIGHT-CAB-RT9000E
168		80015011	5	DECAL-DNGR-CWT CRUSH HAZARD
169		80000511	2	DECAL - DANGER HOIST ENTANGLEMENT
170		7376010998	2	DECAL - NO STEP

Manitowoc Cranes



Manitowoc Cranes

Description

DECAL INSTALLATION-STANDARD BOOM

Assembly No.

80032785

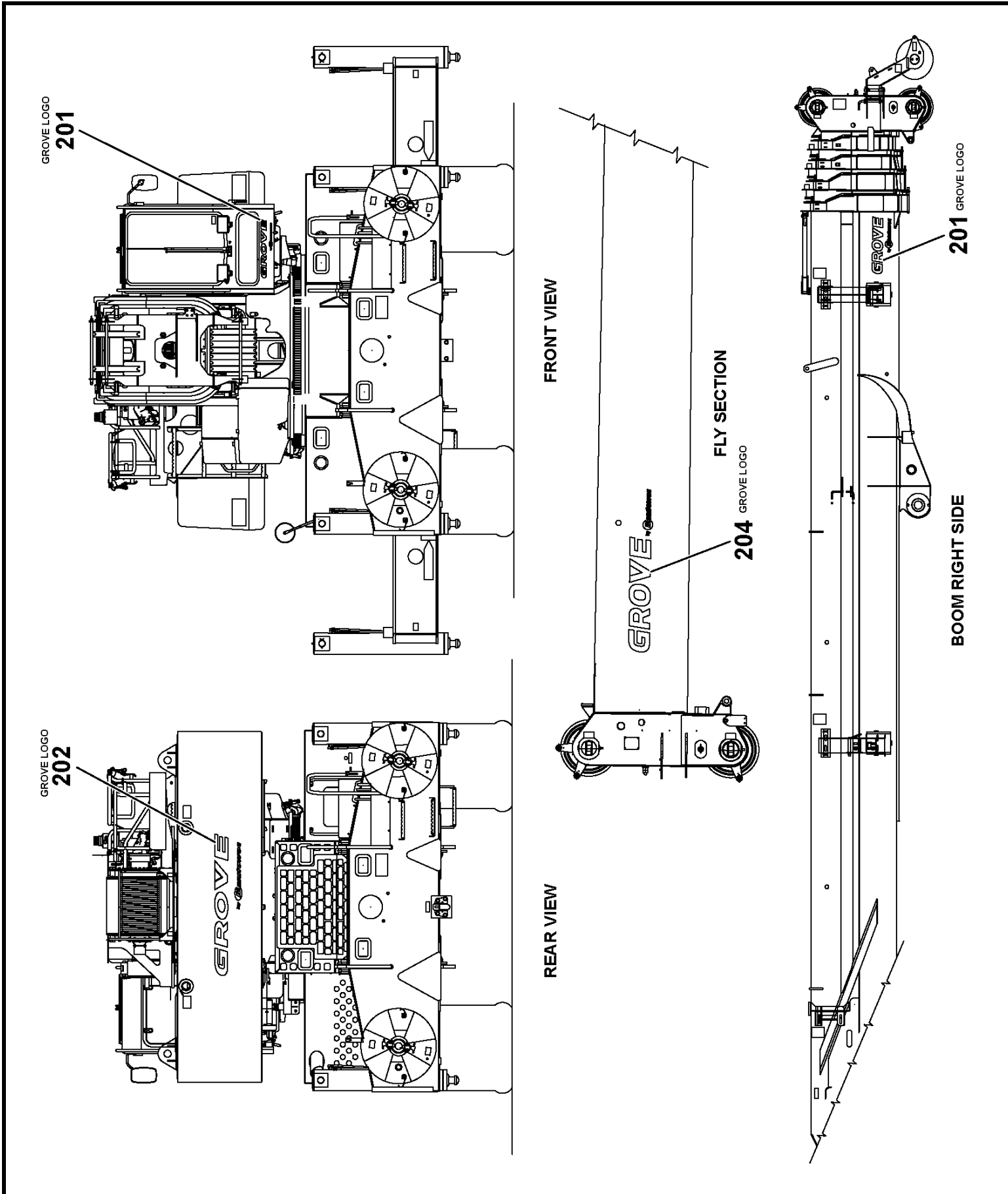
Revision: **A**

Item	FN	Part	Qty	Description
180		7376007250	2	DECAL - DANGER BOOM NOT WALKWAY (ENGLISH)
181		7376007239	2	DECAL - AUXILIARY BOOM NOSE (ENGLISH)
182		7376007378	2	DECAL - DANGER AUXILIARY BOOM NOSE (ENGLISH)
183		7376102014	1	DECAL - DANGER AUX BOOM NOSE A2B SWITCH HAZARD (ENGLISH)

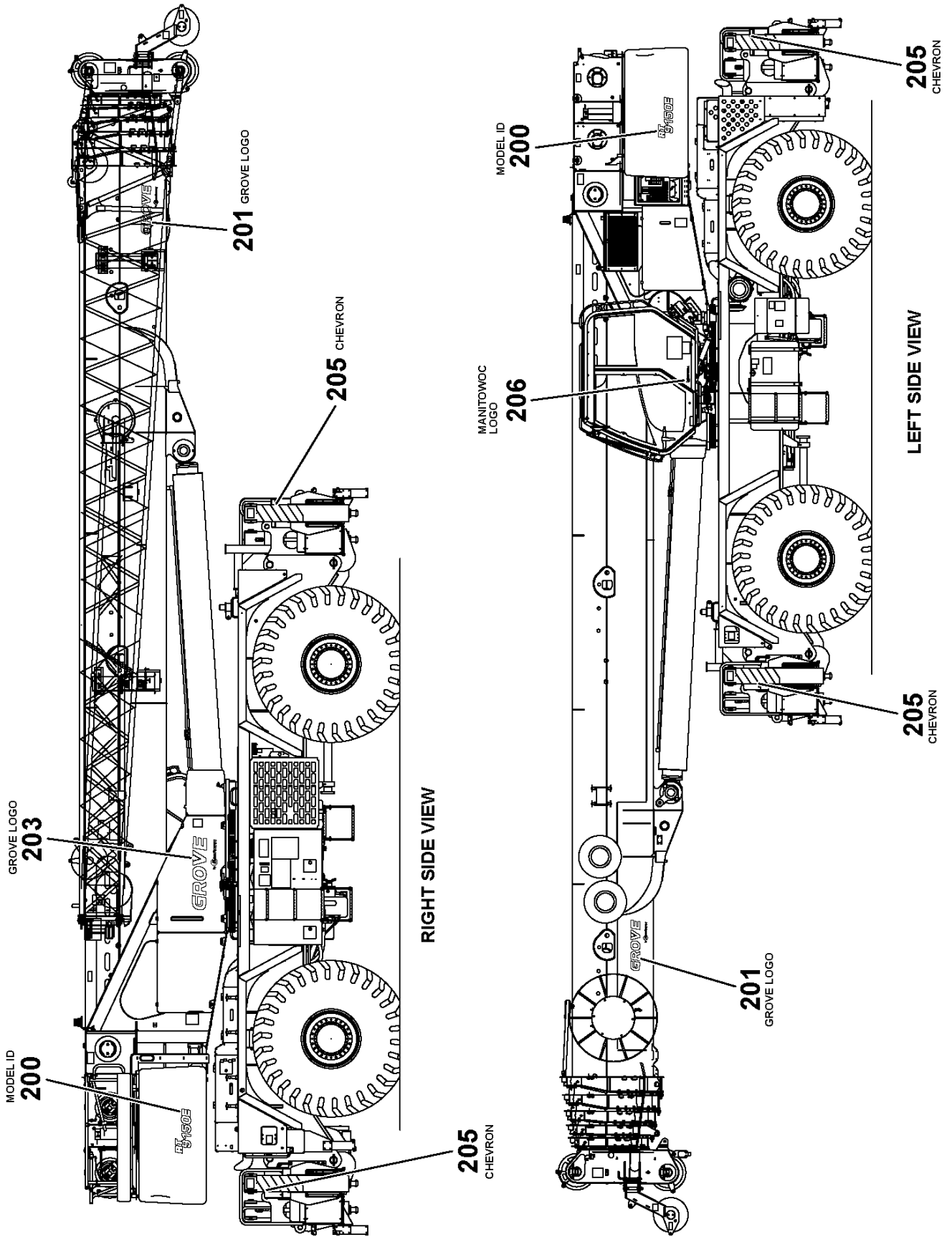
Manitowoc Cranes

Notes

Manitowoc Cranes



Manitowoc Cranes



Manitowoc Cranes

Description
DECAL INSTALLATION (NOMENCLATURE)

Assembly No.
80028373
 Revision: **A**

Item	FN	Part	Qty	Description
200		80015294	2	DECAL-RT9150E
201		7376247045	3	DECAL-GROVE-4.5" GRAY
202		7376247101	1	DECAL - GROVE - 10.1" GRAY
203		7376247065	1	DECAL-GROVE-6.5" GRAY
204		7376226070	2	DECAL - GROVE - 7" WHITE
205		7376101141	4	DECAL - CHEVRON OUTRIGGER JACK
206		7376202030	1	DECAL - MANITOWOC CRANE GROUP LOGO 3" GRAY/RED

Manitowoc Cranes

Notes

Manitowoc Cranes

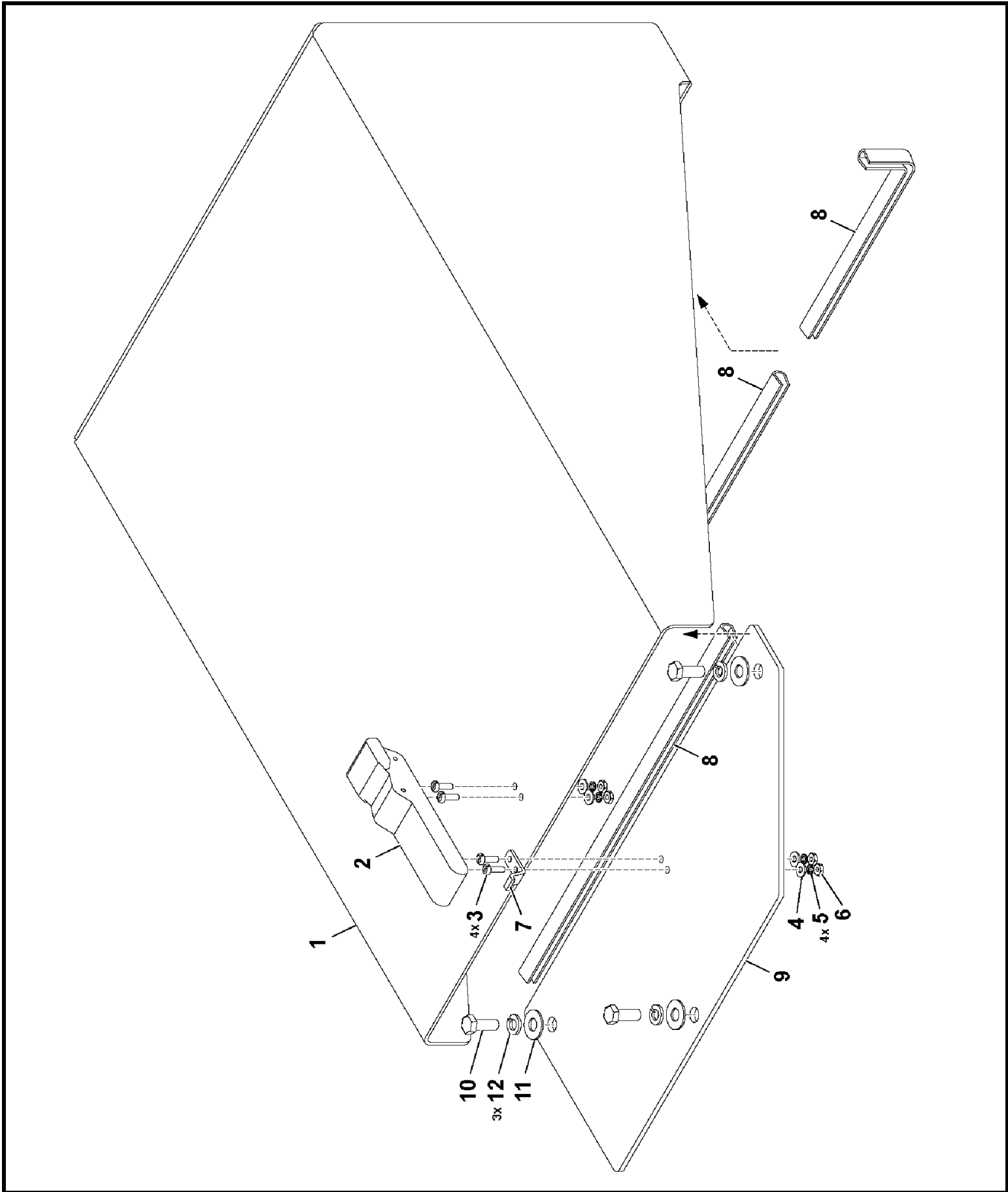
Description
RT9150E4 DE001

Assembly No.
RT9150E4 DE001
Revision: A

Item	FN	Part	Qty	Description
1	+	80032781	1	DECAL INSTALLATION-STANDARD
2	+	80028373	1	DECAL INSTALLATION (NOMENCLATURE)
40	+	80032779	1	DECAL INSTALLATION

+ SEE FURTHER BREAKDOWN THIS GROUP

Manitowoc Cranes



80028521

(SHEET 1 OF 1)

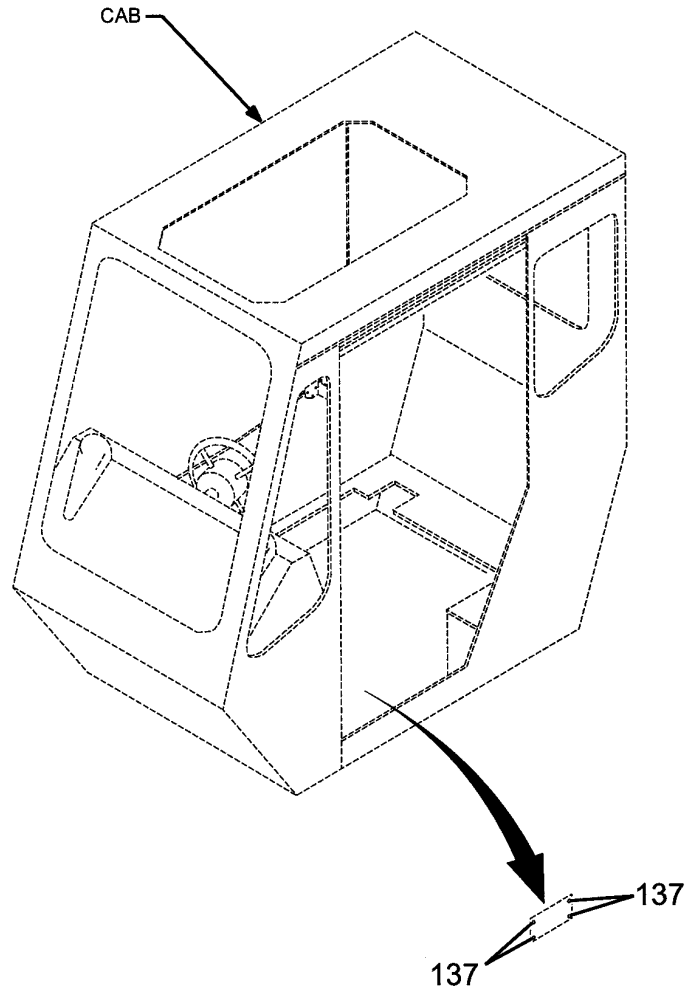
Manitowoc Cranes

Description
COVER INSTALLATION-BATTERY BOX

Assembly No.
80028521
Revision: #

Item	FN	Part	Qty	Description
1		80027476	1	COVER-BATTERY BOX
2		7585000812	1	DRAW LATCH
		9585100055	1	INCLUDES THE FOLLOWING PARTS
3		7111100511	1	KEEPER
			4	SCREW, MACHINE
				3/16" - 24 N.C. X 5/8"
				GRADE 1
4		7950100141	4	WASHER, FLAT, #10
5		7950100050	4	WASHER, LOCK #10
6		7660101100	4	NUT, HEX
				3/16" - 32 N.F.
				GRADE 1
7		6184100054	1	BRACKET, LATCH
8		8637053001	4	MOULDING
				(QUANTITY IN FEET)
9		80010100	1	PLATE BATTERY BOX
10		7115160850	3	CAP SCREW,
				3/8" - 16 N.C. X 1"
				GRADE 5
11		7950160161	3	WASHER, FLAT WIDE 3/8
12		7950160050	3	WASHER, LOCK 3/8" I.D.

Manitowoc Cranes



Manitowoc Cranes

Description

HARDWARE KIT - DECAL

Assembly No.

6376100254

Revision: #

Item	FN	Part	Qty	Description
137		7760000011	4	RIVET, POP

Manitowoc Cranes

Notes

Manitowoc Cranes

<u>Description</u> DECAL INSTALLATION				<u>Assembly No.</u> 80032779 Revision: C
Item	FN	Part	Qty	Description
101		80032780	1	DECAL INSTL RT9150E4-FRGN STD
102		80032781	1	DECAL INSTALLATION-STANDARD
201		80028373	1	DECAL INSTALLATION (NOMENCLATURE)
301		6884000005	4	STRIPING, REFLECTIVE
401		80032787	1	DECAL INSTL RT9150E4-ES
402		80032788	1	DECAL INSTL RT9150E4-DE
403		80032789	1	DECAL INSTL RT9150E4-FR
404		80032790	1	DECAL INSTL RT9150E4-RU
501		7679100089	1	PANEL - NAME PLEATE - CRANE
502		7679100090	1	PANEL - NAMEPLATE CRANE
601		80028169	1	DECAL-PATENT-CRANE
701		7376007249	1	DECAL - CAUTION LIFTING
702		7376101341	1	DECAL - CAUTION LIFTING (SYMBOLIC)
801		7376101873	7	DECAL - DANGER BOOM EXTENSION HAZARD (ENGLISH)
901		80015007	1	DECAL-T&L-FLD BM EXT
902		80015008	1	DECAL-T&L-FLD BM EXT-SYM
1001		80015009	1	DECAL-T&L-BM EXT FLY
1002		80015010	1	DECAL-T&L-BM EXT FLY-SYM
1101		80015015	1	DECAL-T&L-BM EXT INSERT
1102		80015016	1	DECAL-T&L-BM EXT INSERT-SYM
1201		80015015	1	DECAL-T&L-BM EXT INSERT
1202		80015016	1	DECAL-T&L-BM EXT INSERT-SYM
1301		80015303	1	DECAL-T&L-RT9150E
1401		7376009447	1	DECAL - CAUTION 4WD/ DIFFERENTIAL LOCK (ENGLISH)
1501		7376102055	1	DECAL - QUALITY
1601		80017201	1	DECAL - CRANESTAR MONITORING
1602		80017203	1	DECAL-CRANESTAR MONITORING-DE
1603		80017205	1	DECAL-CRANESTAR MONITORING-ES
1604		80017206	1	DECAL-CRANESTAR MONITORING-FR
1605		80017213	1	DECAL-CRANESTAR MONITORING-RU
1701		7376101904	1	DECAL - 108 DB

Manitowoc Cranes

Description
DECAL INSTALLATION

Assembly No.
80032779
Revision: **C**

Item	FN	Part	Qty	Description
1801		80022386	1	DECAL-DATA RECORDER
1802		80022387	1	DECAL-DATA RECORDER-DE
1803		80022389	1	DECAL-DATA RECORDER-ES
1804		80022390	1	DECAL-DATA RECORDER-FR
1805		80022397	1	DECAL-DATA RECORDER-RU
1901		80030034	1	DECAL-CTN-HOT SURFACE & GASES
1902		80029863	1	DECAL-CTN-HOT SURF & GASES-DE
1903		80030035	1	DECAL-CTN-HOT SURF & GASES-ES
1904		80029866	1	DECAL-CTN-HOT SURF & GASES-FR
1905		80029901	1	DECAL-CTN-HOT SURF & GASES-RU
2001		7376011062	1	DECAL - DIESEL
2002		7376991544	1	DECAL - DIESEL
2008		80034479	1	PANEL-LOW SULFUR DIESEL FUEL
2009		80035779	1	PANEL-ULTRA LOW SULFUR FUEL-DE
2010		80035781	1	PANEL - ULTRAL LOW SULFUR FUEL (SPANISH)
2011		80035782	1	PANEL - ULTRAL LOW SULFUR FUEL (FRENCH)
2012		80035790	1	PANEL-ULTRA LOW SULFUR FUEL-RU
2101		7376102946	2	DECAL - DANGER ULTRA LOW SULFUR (DIESEL FUEL) (ENGLISH)
2102		80015343	2	DECAL-DANGER-ULTRA LOW SUL
2103		7376102997	2	DECAL - DANGER ULTRA LOW SULFUR (DIESEL FUEL) (SPANISH)
2104		80015190	2	PANEL - ULTRAL LOW SULFUR FUEL
2105		80029881	2	DECAL-DANGER-ULT LOW SULFUR-RU

Manitowoc Cranes

Description
DECAL INSTALLATION-STANDARD

Assembly No.
80032781
 Revision: **A**

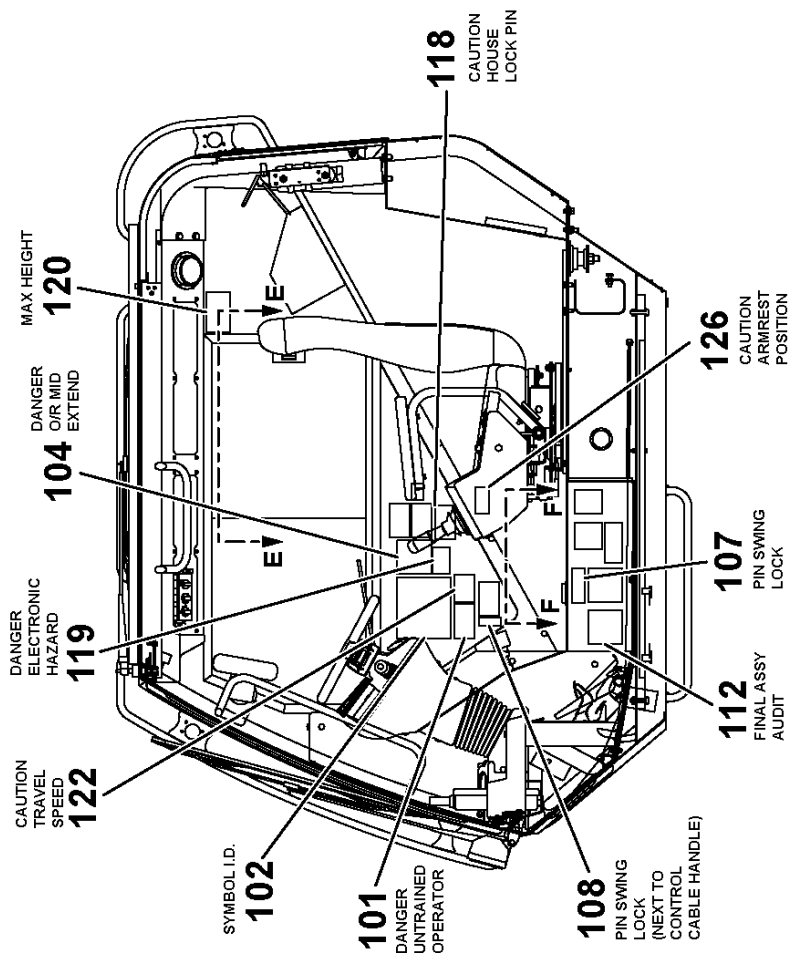
Item	FN	Part	Qty	Description
900	+	80032782	1	DECAL INSTALLATION-STANDARD CAB
901	+	80032783	1	DECAL INSTALLATION-STANDARD CARRIER
902	+	80032784	1	DECAL INSTALLATION-STANDARD SS
903	+	80032785	1	DECAL INSTALLATION-STANDARD BOOM

+ SEE FURTHER BREAKDOWN THIS GROUP

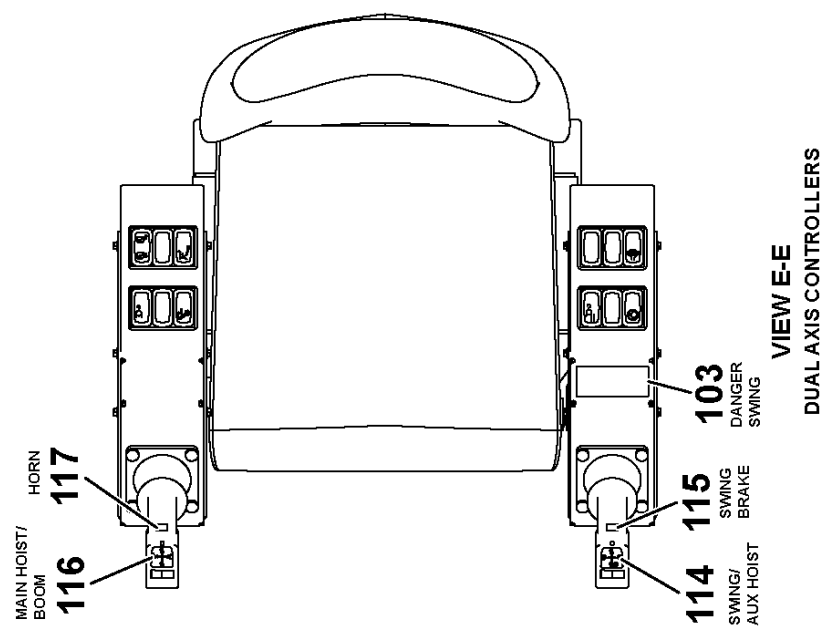
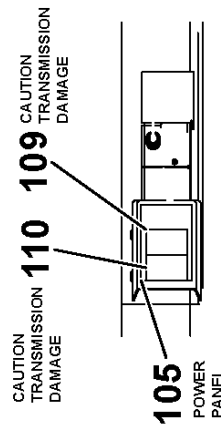
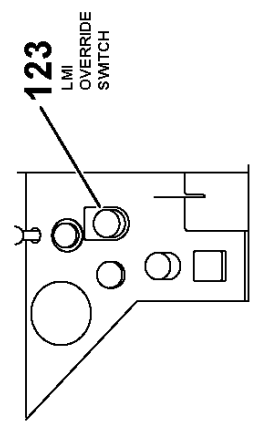
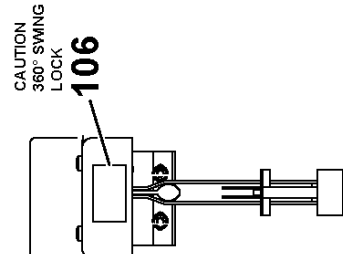
Manitowoc Cranes

Notes

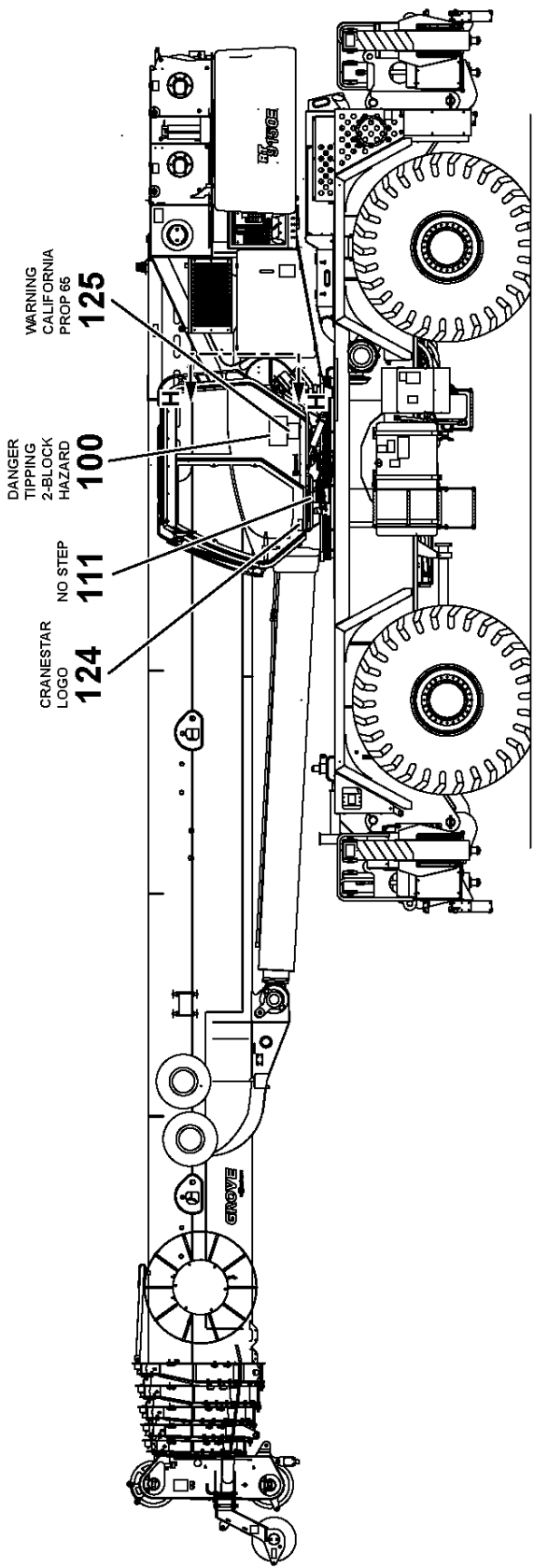
Manitowoc Cranes



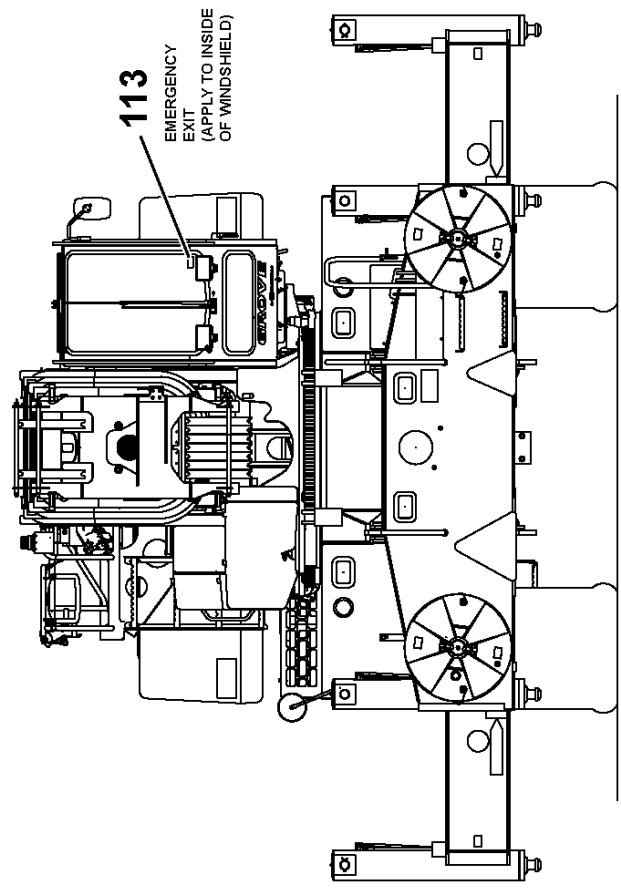
INSIDE CAB



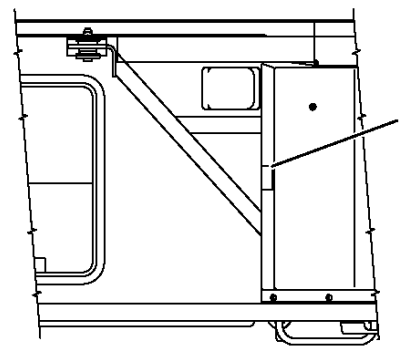
Manitowoc Cranes



LEFT SIDE VIEW



FRONT VIEW

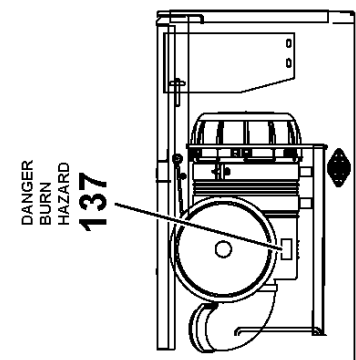


VIEW H-H

Manitowoc Cranes

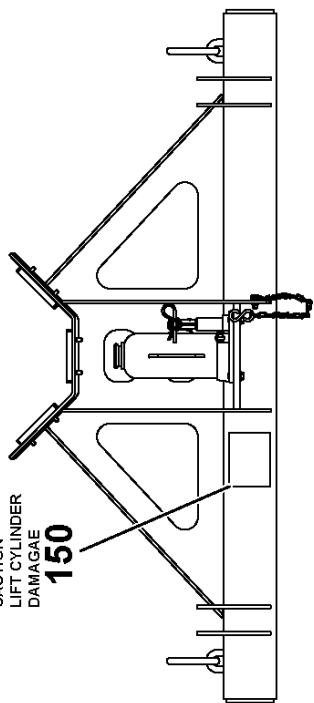
<u>Description</u>				<u>Assembly No.</u>
DECAL INSTALLATION-STANDARD CAB				80032782
				Revision: C
Item	FN	Part	Qty	Description
100		7376100175	1	DECAL - DANGER TIPPING/2 BLOCKING HAZARD (ENGLISH)
101		7376007255	1	DECAL - DANGER UNTRAINED OPERATOR (ENGLISH)
102		80027195	1	DECAL-SYMBOL ID
103		7376100080	1	DECAL - DANGER SUPERSTRUCTURE SWING (ENGLISH)
104		7376007441	1	DECAL - DANGER OUTRIGGER MID EXTENSION (ENGLISH)
105		80032769	1	DECAL-POWER PANEL
106		7376101923	1	DECAL - CAUTION 360 SWING LOCK
107		7376011340	1	DECAL - CAUTION PIN SWING LOCK (ENGLISH)
108		80026772	1	DECAL-PIN SWING LOCK
109		7376102092	1	DECAL - CAUTION TRANSMISSION DAMAGE
110		80034750	1	DECAL-CAUTION-TRANS DAMAGE
111		7376007370	1	DECAL - NO STEP
112		80000339	1	DECAL - GROVE FINAL ASSEMBLY AUDIT (ENGLISH)
113		7376009502	1	DECAL - EMERGENCY EXIT (ENGLISH)
114		03089055	1	PLATE
115		03147699	1	DECAL - SWING CONTROLLER
116		03089054	1	PLATE
117		03147698	1	DECAL - HORN
118		7376010569	1	DECAL - CAUTION LOCK PIN (ENGLISH)
119		7376101865	1	DECAL - DANGER ELECTROCUTION HAZARD (ENGLISH)
120		7376101869	1	DECAL-MAX HEIGHT-CAB-RT9000E
121		7376010998	1	DECAL - NO STEP
122		80026771	1	DECAL-CTN-TRAVEL SPEED
123		03067122	1	CARRIER FOR SYMBOL
124		80017200	1	DECAL - CRANESTAR LOGO
125		81007557	1	DECAL - WARNING CALIFORNIA PROP 65
126		7376009507	1	DECAL - CAUTION ARMREST ROTATED BACK

Manitowoc Cranes



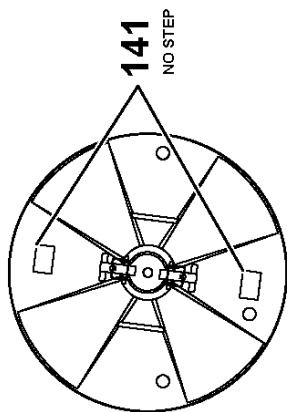
DANGER
BURN
HAZARD
137

FRONT VIEW OF AIR CLEANER



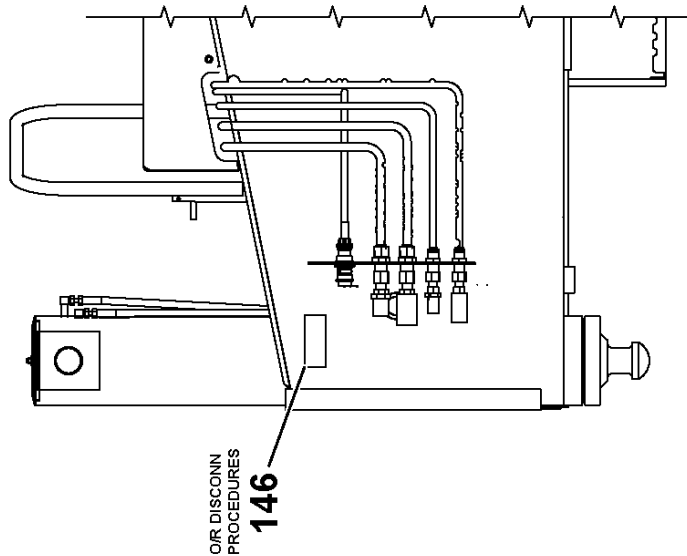
CAUTION
LIFT CYLINDER
DAMAGE
150

LIFT CYLINDER SUPPORT
FRONT VIEW



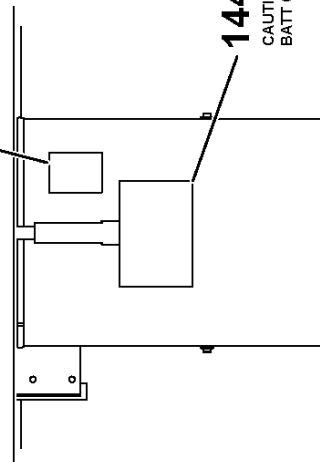
141
NO STEP

DETAIL D
TYP ALL O/R FLOATS



O/R DISCONN
PROCEDURES
146

VIEW A-A
TYP BOTH O/R BOXES

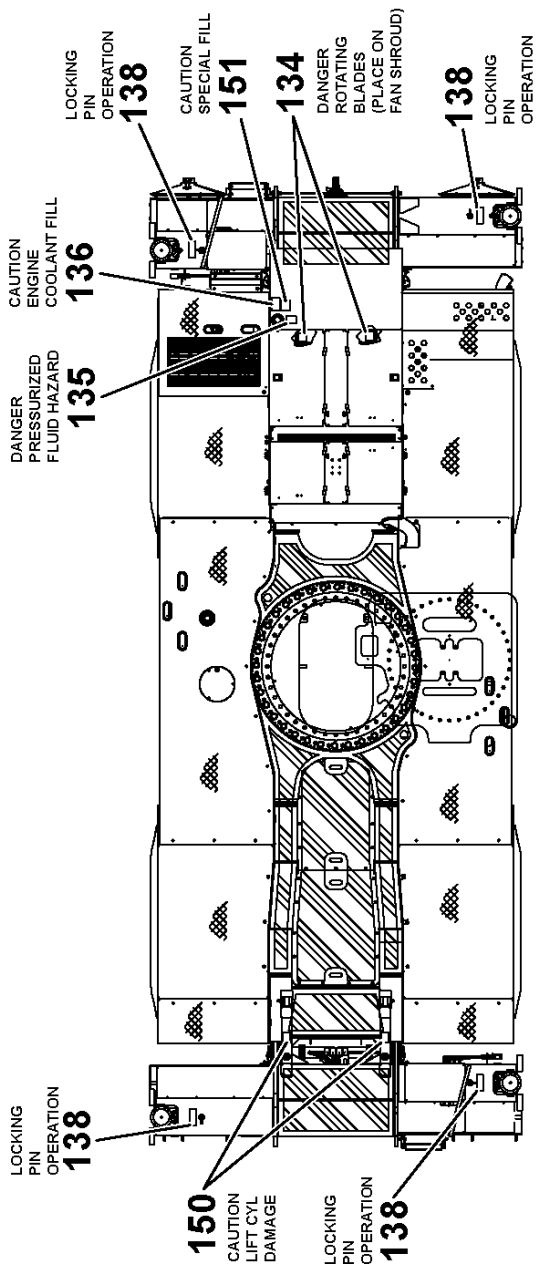


DANGER
EXPLOSION
HAZARD
153

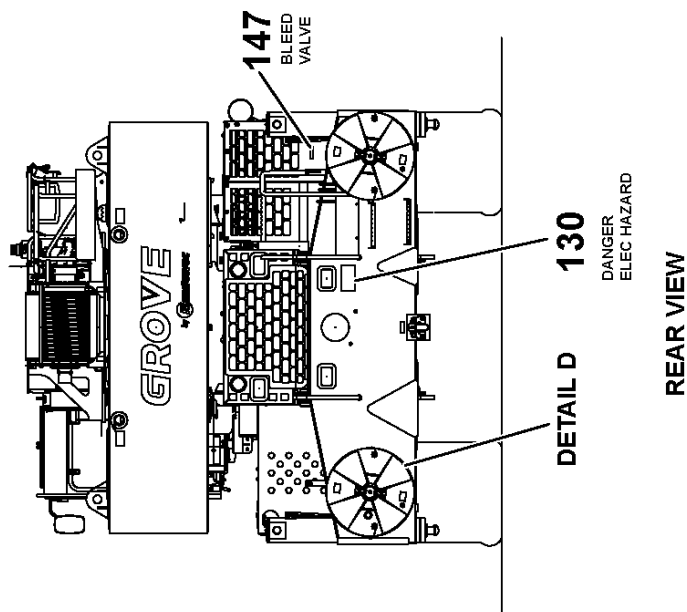
144
CAUTION
BATT CONN

VIEW B-B

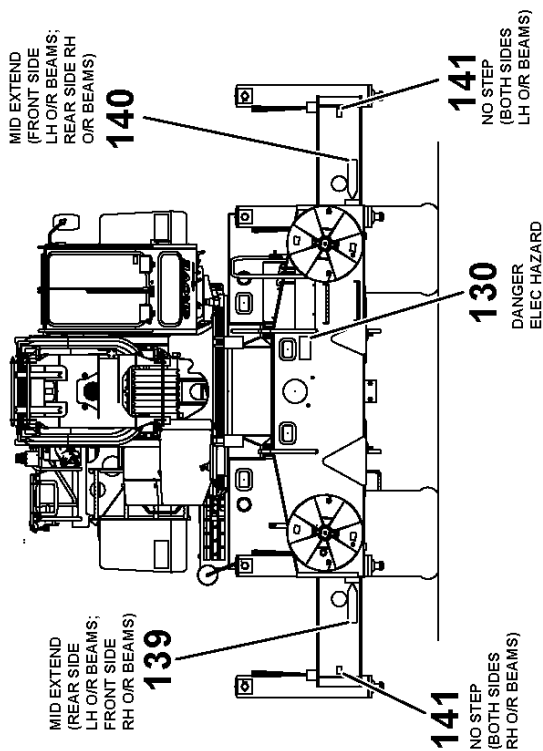
Manitowoc Cranes



TOP VIEW

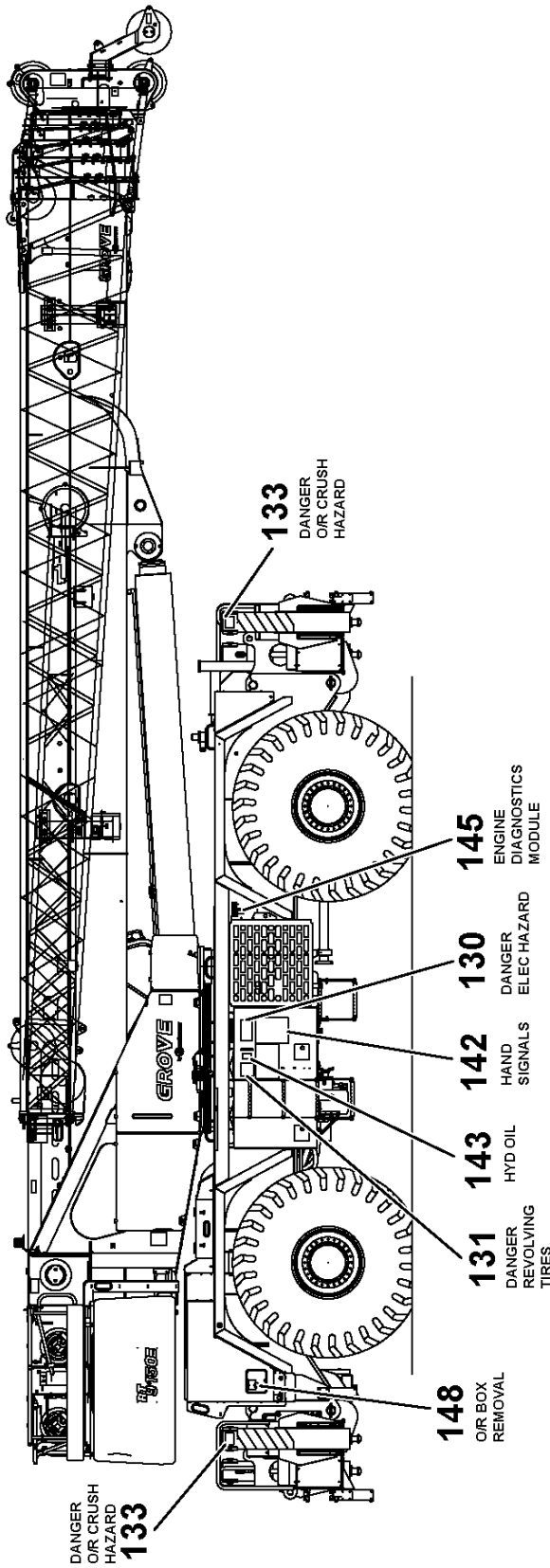


REAR VIEW

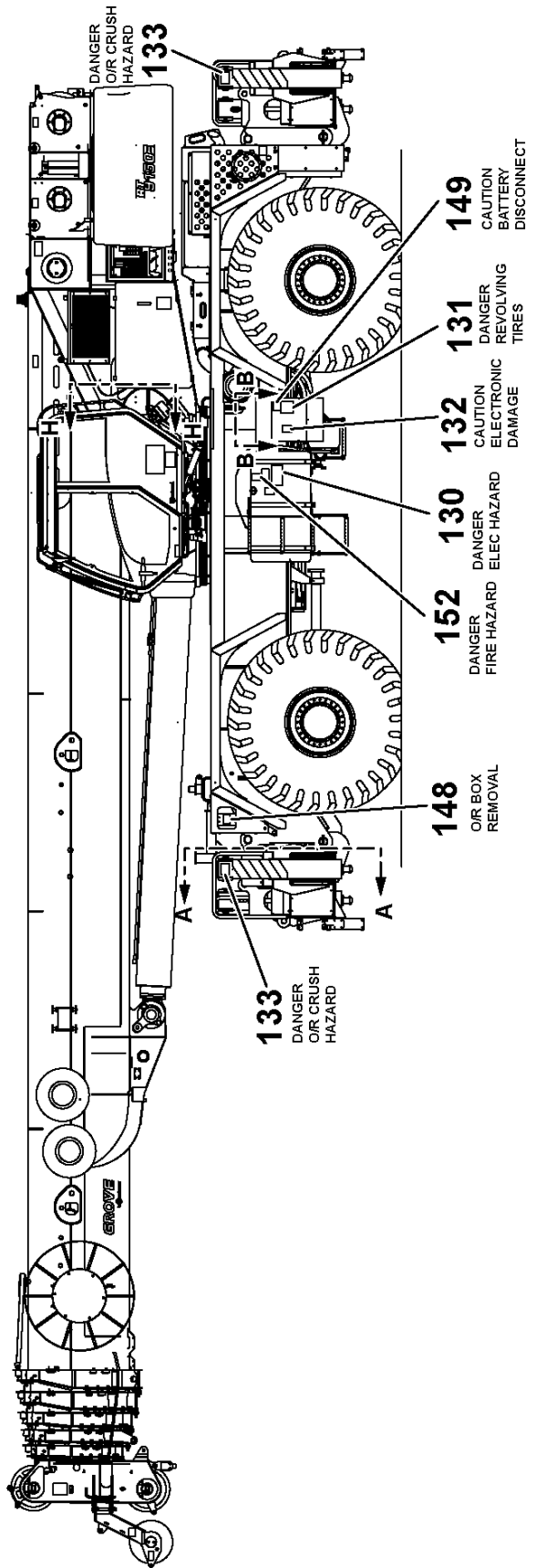


FRONT VIEW

Manitowoc Cranes



RIGHT SIDE VIEW



LEFT SIDE VIEW

Manitowoc Cranes

Description

DECAL INSTALLATION-STANDARD CARRIER

Assembly No.

80032783

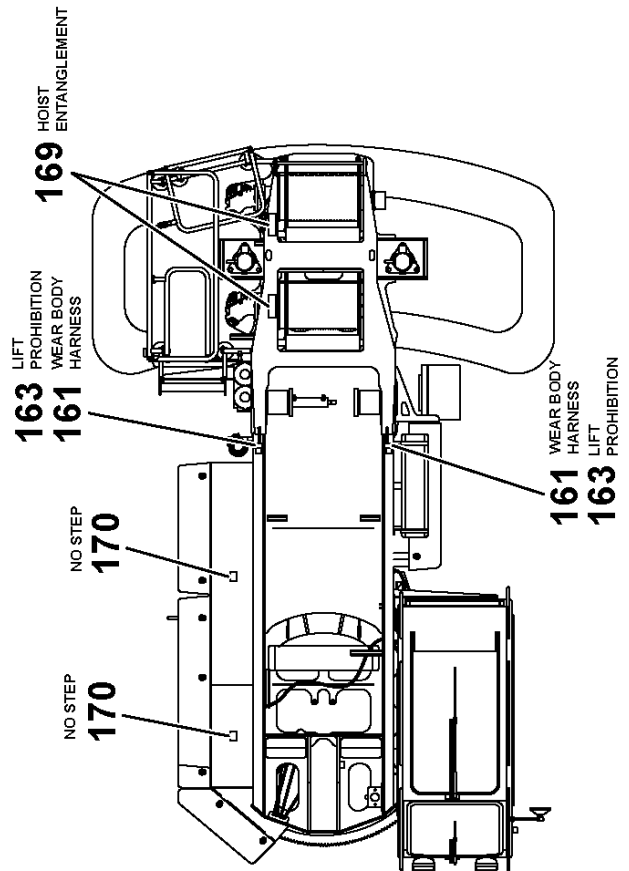
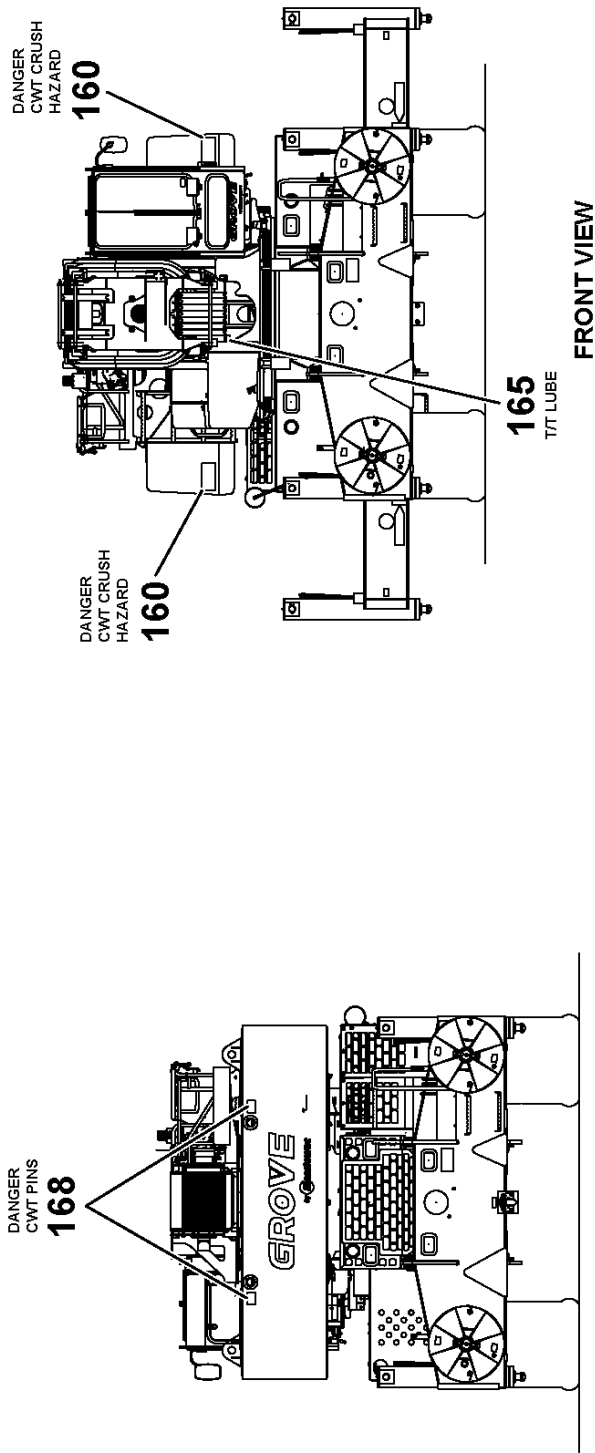
Revision: **B**

Item	FN	Part	Qty	Description
130		80037260	4	DECAL - DANGER ELECTROCUTION HAZARD
131		7376007446	2	DECAL - DANGER REVOLVING TIRES (ENGLISH)
132		7376102349	1	DECAL - CAUTION ELECTRONICS DAMAGE
133		7376011087	4	DECAL - DANGER OUTRIGGER CRUSHING HAZARD (ENGLISH)
134		7376011364	2	DECAL - FAN DANGER ROTATING BLADES
135		7376102517	1	DECAL-DANGER PRESSURIZED FLUID
136		7376102516	1	DECAL - CAUTION ENGINE COOLANT FILL
137		7376101881	1	DECAL - DANGER ETHER HAZARD (ENGLISH)
138		7376006596	4	DECAL - LOCKING PIN OPERATION (ENGLISH)
139		7376009372	4	DECAL - MID-EXTEND OUTRIGGERS > (ENGLISH)
140		7376009373	4	DECAL - MID-EXTEND OUTRIGGERS < (ENGLISH)
141		7376010998	16	DECAL - NO STEP
142		7376101492	1	DECAL - HAND SIGNALS (ENGLISH)
143		7376011335	1	DECAL - HYDRAULIC OIL
144		80026517	1	DECAL-CAUTION-BATTERY CONN
145		7376102895	1	DECAL - ENGINE DIAGNOSTICS
146		7376101787	2	DECAL - PROCEDURE FOR CONNECTING OR DISCONNECTING OUTRIGGER HOSES (ENGLISH)
147		7376009487	1	DECAL - BLEED OFF VALVE (ENGLISH)
148		7376002591	2	DECAL - OUTRIGGER BOX REMOVAL (ENGLISH)
149		7376102819	1	DECAL - CAUTION BATTERY DISCONNECT (ENGLISH)
150		80015019	3	DECAL-CTN-LIFT CYL DAMAGE
151		7376102424	1	DECAL - CAUTION SPECIAL FILL REQUIREMENT (ENGLISH)
152		7376102532	1	DECAL - DANGER FIRE HAZARD
153		7376102554	1	DECAL - DANGER BATTERY EXPLOSION HAZARD

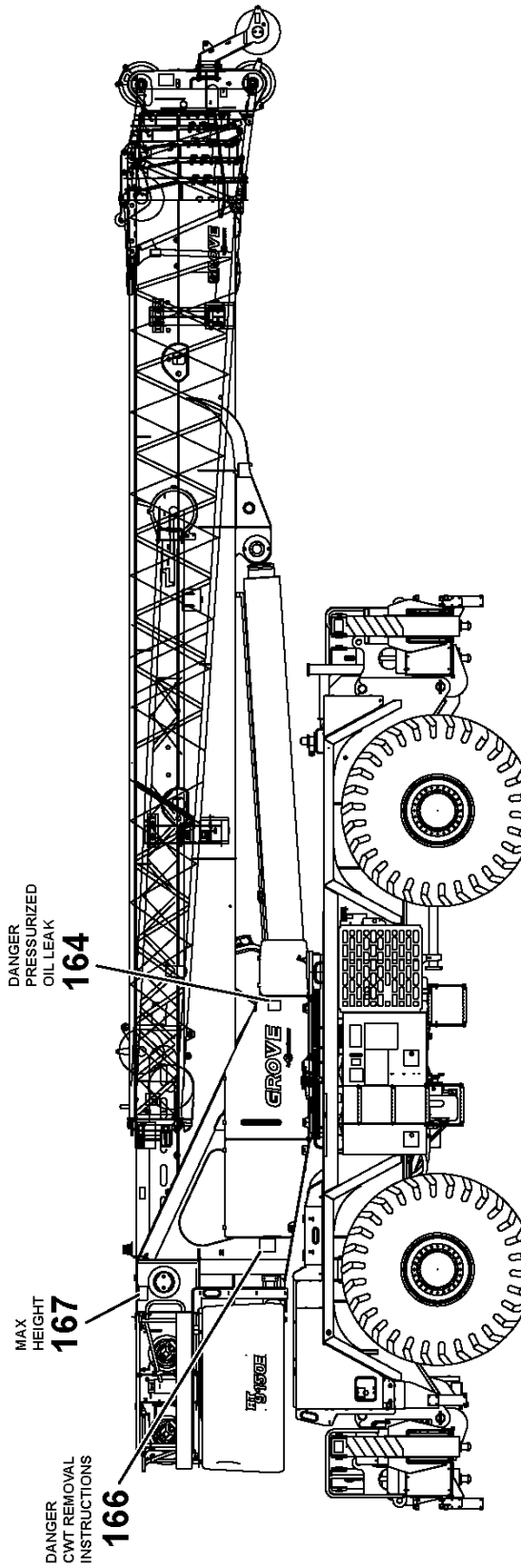
Manitowoc Cranes

Notes

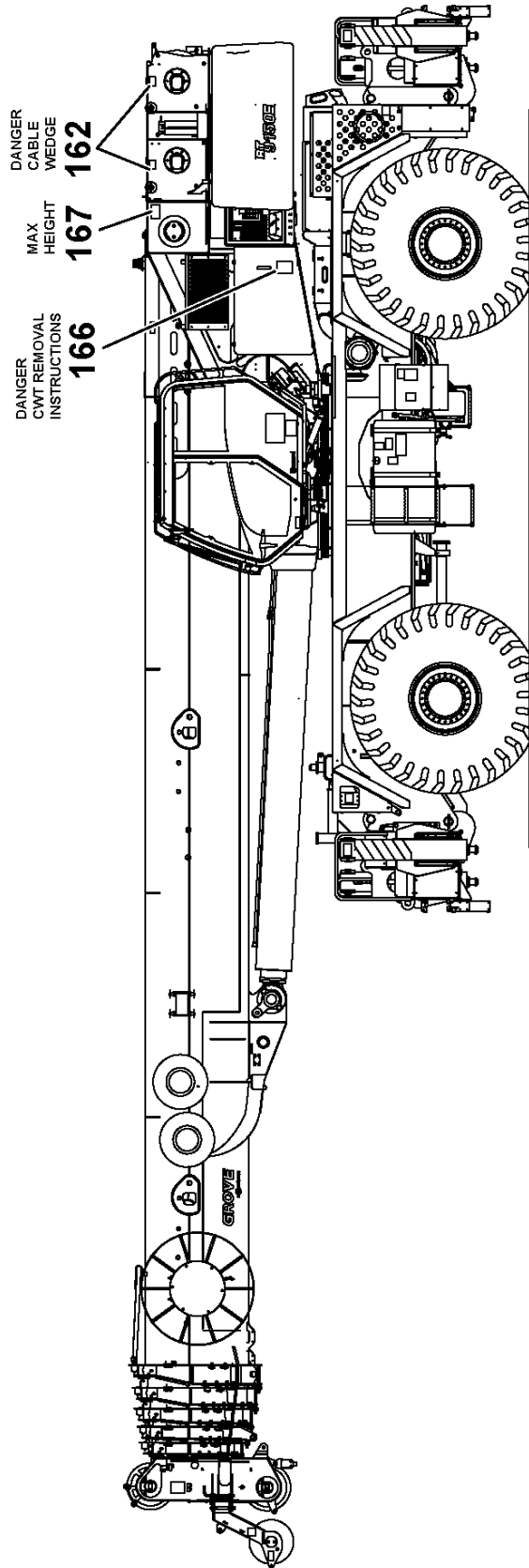
Manitowoc Cranes



Manitowoc Cranes



RIGHT SIDE VIEW



LEFT SIDE VIEW

Manitowoc Cranes

Description

DECAL INSTALLATION-STANDARD SS

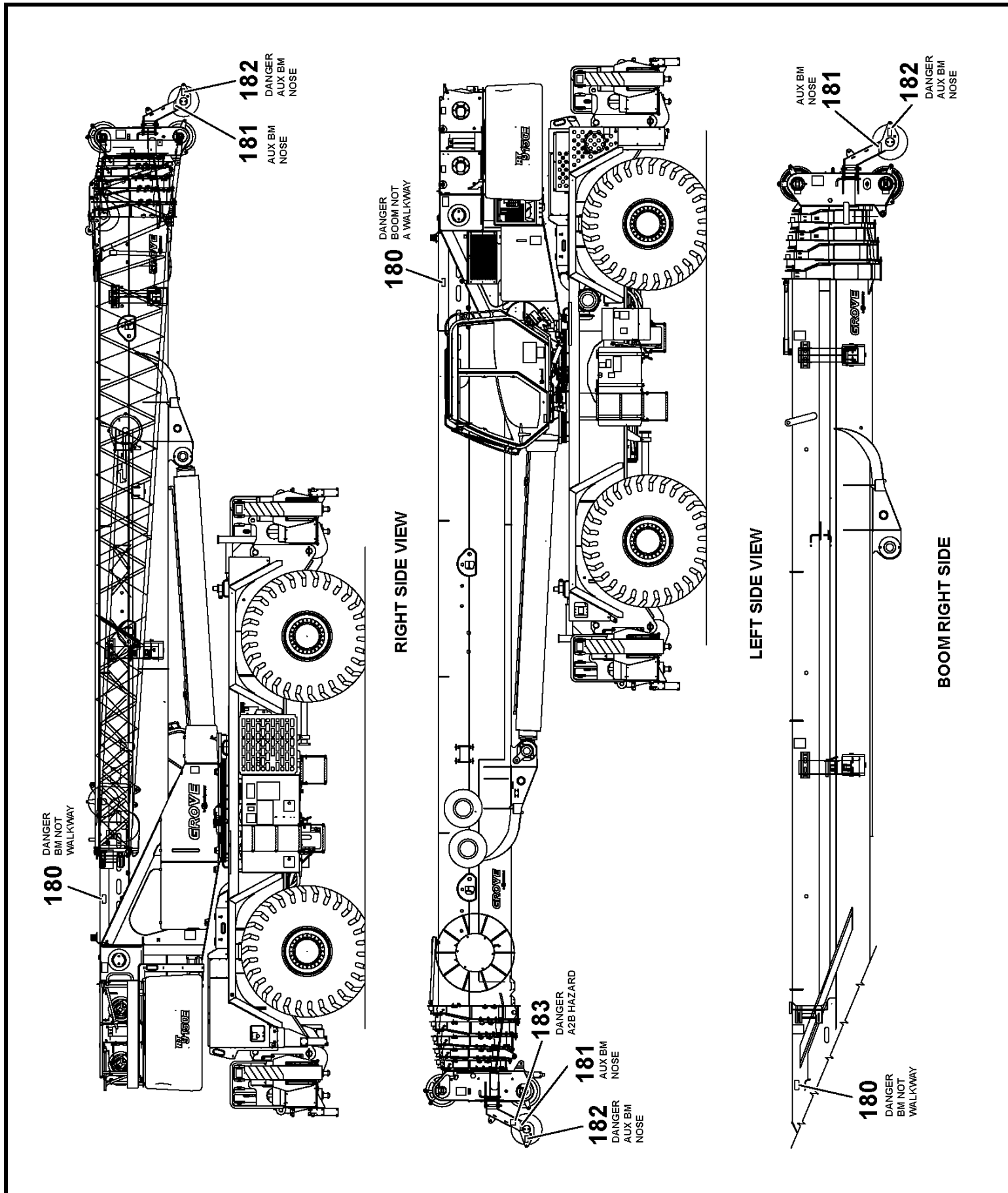
Assembly No.

80032784

Revision: **A**

Item	FN	Part	Qty	Description
160		7376008180	2	DECAL- DANGER COUNTERWEIGHT CRUSH HAZARD (ENGLISH)
161		7376991722	2	DECAL - WEAR BODY HARNESS
162		7376100079	2	DECAL-DANGER CABLE WEDGE
163		7376102910	2	DECAL - LIFT POINT PROHIBITION
164		7376102552	1	DECAL - DANGER PRESSURIZED OIL LEAK (ENGLISH)
165		7376007452	1	DECAL - TURNTABLE BEARING LUBRICATION
166		80015018	2	DECAL-DNGR-CWT RMVL INSTRUC
167		7376101869	2	DECAL-MAX HEIGHT-CAB-RT9000E
168		80015011	5	DECAL-DNGR-CWT CRUSH HAZARD
169		80000511	2	DECAL - DANGER HOIST ENTANGLEMENT
170		7376010998	2	DECAL - NO STEP

Manitowoc Cranes



Manitowoc Cranes

Description

DECAL INSTALLATION-STANDARD BOOM

Assembly No.

80032785

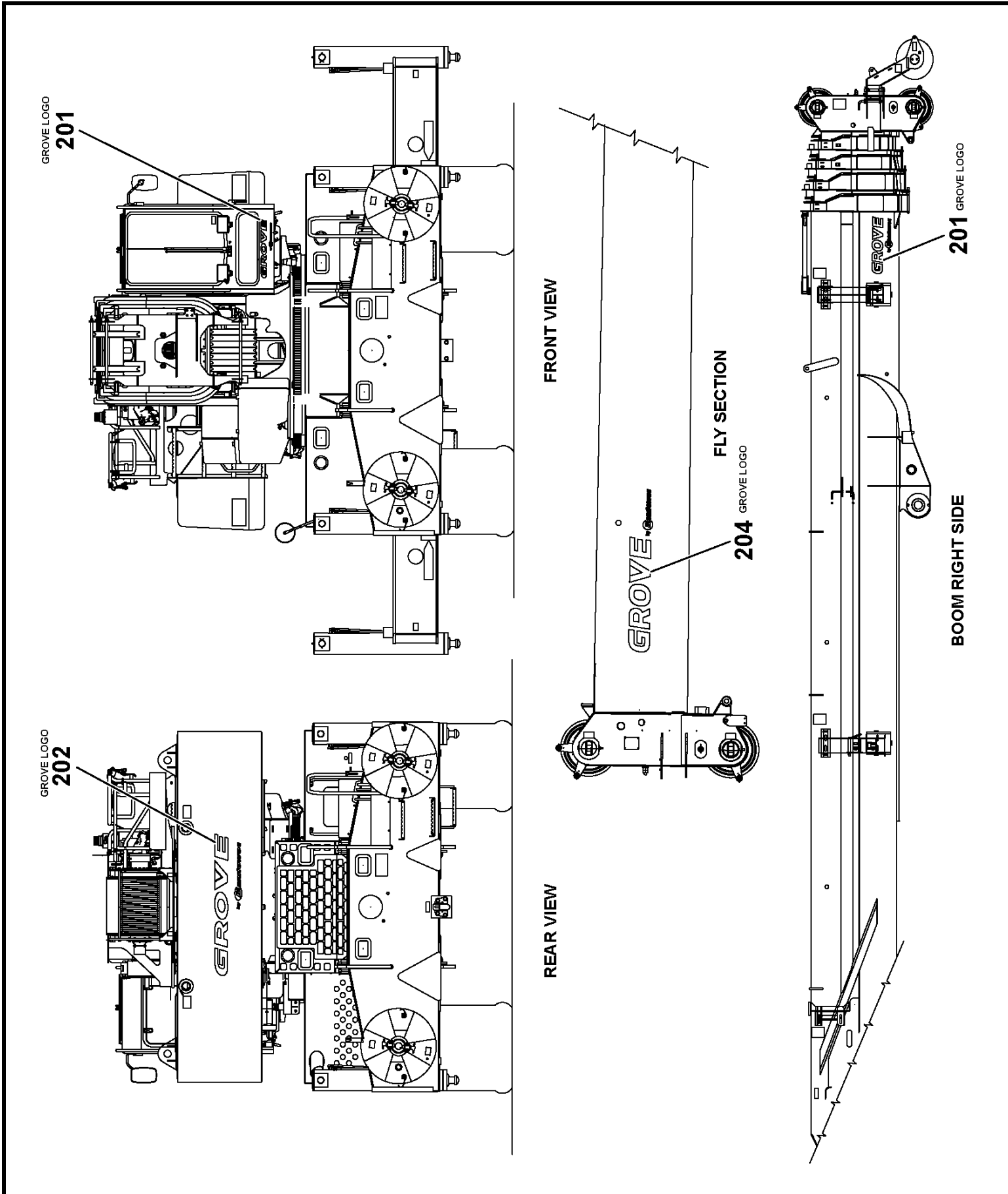
Revision: **A**

Item	FN	Part	Qty	Description
180		7376007250	2	DECAL - DANGER BOOM NOT WALKWAY (ENGLISH)
181		7376007239	2	DECAL - AUXILIARY BOOM NOSE (ENGLISH)
182		7376007378	2	DECAL - DANGER AUXILIARY BOOM NOSE (ENGLISH)
183		7376102014	1	DECAL - DANGER AUX BOOM NOSE A2B SWITCH HAZARD (ENGLISH)

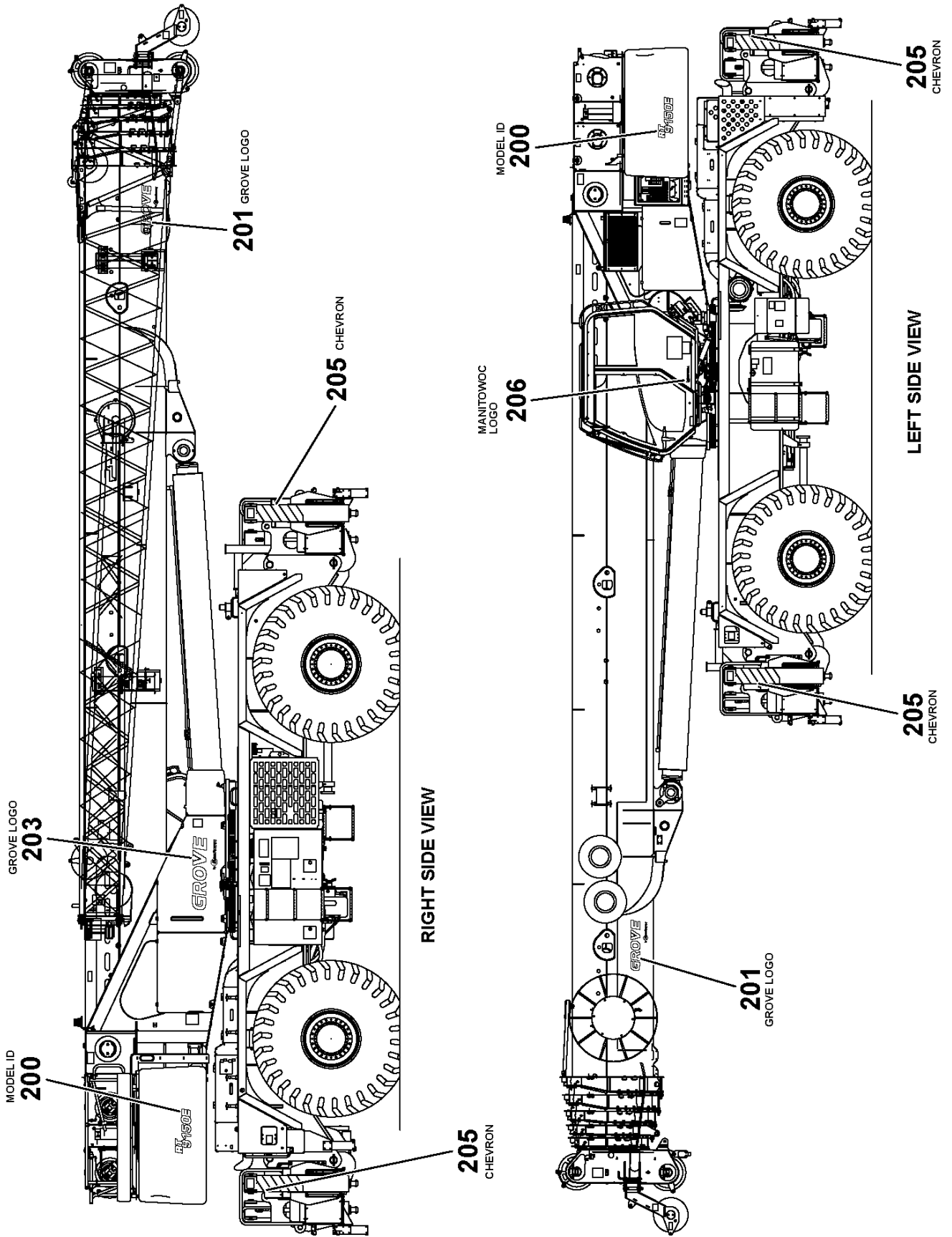
Manitowoc Cranes

Notes

Manitowoc Cranes



Manitowoc Cranes



Manitowoc Cranes

Description
DECAL INSTALLATION (NOMENCLATURE)

Assembly No.
80028373
 Revision: **A**

Item	FN	Part	Qty	Description
200		80015294	2	DECAL-RT9150E
201		7376247045	3	DECAL-GROVE-4.5" GRAY
202		7376247101	1	DECAL - GROVE - 10.1" GRAY
203		7376247065	1	DECAL-GROVE-6.5" GRAY
204		7376226070	2	DECAL - GROVE - 7" WHITE
205		7376101141	4	DECAL - CHEVRON OUTRIGGER JACK
206		7376202030	1	DECAL - MANITOWOC CRANE GROUP LOGO 3" GRAY/RED

Manitowoc Cranes

Notes

Manitowoc Cranes

Alphabetical Index	Appendix A	
Description	Part	Page
*L WASHER 4 A3C DIN 128 A	01146823	111, 119
.50" TUBE ASSEMBLY PIN EXTEND	7910100022	571
.50" TUBE ASSEMBLY PIN RETRACT	7910100023	571
.75" HOSE ASSY	80042504	107
	80042505	107
.75" TUBE ASSEMBLY O/R EXTEND	7910100020	571
.75" TUBE ASSEMBLY O/R RETRACT	7910100021	571
O-RING	9904107177	776
1 1/2 HOSE ASSY STR SF X 45 SF	7546807194	578
1 1/2" X 40"	7556804092	576
1 1/4 HYD HOSE STR SF X 90 SF	7565305463	665
1" GAGE PORT SPACER	80010790	311
1.00 HOSE-HOT OIL_STR-STR_JIC	7561602665	665
1.00 HOSE-HOT OIL_STR-STR_ORFS	7561603060	664
1.00 HYD HOSE ASSY	80010808	665
	80010818	576
1.00" HOSE ASSY	80014774	107
1.00" HOSE ASSY STR X STR ORFS	7555605100	576
1.0HSC W/AML	8594100272	853
1.25 HOSE, HOT OIL, STR-90 ORS	7561712072	663
1.25 HYD HOSE ASSY	80010817	665
	80026029	663
1.25" HOSE ASSY	80013511	313
	80013512	313
	80013513	313
	80013514	313
1.50 I.D. SUCTION HOSE ASSY	80018251	665
1/2" I.D. X 123"	7555312302	443
1/2" HOSE - HOT OIL STR-45	7561302431	789
1/2" I.D. HYDR HOSE ASSY STR-9	7555302401	665
1/2" I.D. X 65"	7555306502	578
1/2" I.D. X 72" LONG	7555307200	572
1/2" I.D. X 84"	7555308403	469
1/2" ID HOSE ASS'Y STR-45	7561303631	664
1/4 HOSE SW F STR X SW F STR	7562101901	140
	7562102401	140
1/4" I.D. X 88"	7561108802	789

From - *L WASHER 4 A3C DIN 128 A

To - 1/4" I.D. X 88"

Manitowoc Cranes

Alphabetical Index	Appendix A	
Description	Part	Page
10-PASS FEMALE CONNECTOR FCI	80030308	825
11M EXTENSION CARRIER PARTS	03099909	189
12V BATTERY	80022466	815
180 DEG BSHELL	80008788	211
	80008790	725, 825
180DEG BSHEL W/STRAIN 257-0205	80008748	851
180DEG BSHELL 227-0205	80008755	726, 851
180DEG BSHELL 229-0205	80008750	726
180DEG BSHELL 231-0305	80008765	725
180DEG BSHELL 233-0305	80008761	725
180DEG BSHELL 241-0605	80008779	726
180DEG BSHELL 247-1205	80008792	133
2" ID HYDR HOSE - NO COUPLING	7544903890	736
2.25"ID X 2.64"OD WRAPPED HOSE	8596902523	794, 797
2.50 HYD HOSE ASSY	80018882	577
24V WARNING LIGHT-MODIFIED	80040337	822
28IN X 5/8 WIRE ROPE SLING	7780100880	187
2-N.O. CONTACT BLOCK	80034691	430
2-PASS CONNECTOR/GRAY SEAL	7892100027	851
3/2-WAY VALVE	03045973	291
3/4 HOSE ASSY STR X STR ORFS	7555506560	665
3/4" HYD HOSE ASSY STR X STR	7555502600	576
3/4" ID HYDR HOSE ASSY	7555504082	308
3/4"ID HYD HOSE STR X 45	7555504502	576
3/8" I.D. X 120"	7555212000	573
3/8" I.D. X 87"	7555208700	314
3/8" X 25"	7555202502	312
3/8" HOSE - HOT OIL STR	7561207815	789
3/8" HOSE ASSY	80014851	107
3/8" HYD HOSE ASSY STR X 90	7555219601	574
3/8" I.D. HYDR HOSE ASSY	7555205080	307
3/8" I.D. X 15"	7555201502	313
3/8" I.D. X 16" LONG	7555201601	309
3/8" I.D. X 18"	7555201800	310, 574
	7555201802	315
3/8" I.D. X 32"	7555203201	147

From - 10-PASS FEMALE CONNECTOR FCI

To - 3/8" I.D. X 32"

Manitowoc Cranes

Alphabetical Index	Appendix A	
Description	Part	Page
3/8" I.D. X 36" LONG	7555203602	312
3/8" I.D. X 42"	7555204202	312
3/8" I.D. X 62"	7555206201	574
3/8" I.D. X 83"	7555208300	443
3/8" I.D. X 90"	7555209001	575
3/8" X 28"	7555202802	312
3/8"HOSE ASSY STR X 90 ORFS	7555207381	577
3-POS KNOB ROTARY SWITCH W/KEY	80034690	430
5TH WHEEL	80022668	463
6L BARREL TEE	01576173	140
7/16 WASHER-HARD	7949000317	662
7M EXTENSION CARRIER PARTS	03099910	189
90 DEGREE STEM ADAPTER	7013100021	789
ACCESS PANEL	80030915	499
ACCESSORY MANIFOLD	80012179	251
ACCUMULATOR	03046723	252
ACCUMULATOR ASSEMBLY - ADAPTER	7005100005	252
	02251403	20, 33, 49, 65, 77, 219
	03319779	223
	7013000532	663
	7013000548	662
	7364000425	843
	7443100082	736
	80012474	219
	9356100303	687
ADAPTER METRIC ORR / NPTF	80011146	319
ADAPTER NPTF / METRIC	80011145	319
ADAPTER PLATE	03120696	147
ADAPTER, 90 DEGREE	7013100019	789
ADAPTER, HOSE	7013000217	736
	7013000342	664
ADAPTER, ORIFICE	7013000580	579
ADAPTER, PIPE	7013000033	805
ADAPTER, REDUCING	7013000384	475
ADAPTER-1.8M STEEL CONSTRUCTIO	03130458	155
ADAPTER-HEATER PORT	80026777	661
ADAPTER-M7/16SAEORB-FM1/4BSPP	80017128	315

From - 3/8" I.D. X 36" LONG

To - ADAPTER-M7/16SAEORB-FM1/4BS

Manitowoc Cranes

Alphabetical Index	Appendix A	
Description	Part	Page
ADAPTER-METRIC TO NPT	80027960	665
ADJUSTING SCREW CPL.	03135714	331
AIR CLEANER ASSEMBLY	80018496	829
AIR COND KIT-CUMM ISL ENG 24V	80029064	663
ALARM, BACK-UP	7025000836	515
ALARM, FAST PULSE BUZZER	7025000821	401
ALTERNATOR-24V-70A SPOOL MNT	80027369	661
AMP housing 1-967625-1 21 pol	03323675	377, 426
ANGLE	80030213	495
ANGLE BRACKET	80025465 80026281	504 837
ANGLE PIPE UNION	02311780	20, 33, 49, 65, 77
ANGULAR UNIT MAIN JIB-MODIFIED	80014919	109
ANGULAR UNIT, MAIN-JIB	03155931	133
ANGULAR UNIT-FLY JIB MECHANIC	03166617	169
APPROXIMATE SWITCH	03319619 03324153	561 561
Approximate switch IF 6033 wit	03327571	99, 109
Approximate switch IW 5078 wit	03327572	109
ARM REST	80036632	371
ARM, ADJUSTING	9576101312	713
ARM, LEVER	7768003904	373
AXIAL PISTON MOTOR A2FM	02256891 03317219	219 319
AXLE	03053903 03055148	319 139
Axle 30CrNiMo8 V	03092325 03114412 03147467	77 147 80
Axle guard S690 QL	03055576	78
Axle L=106 Ovako 280 V	03130541	157
Axle L=84 Ovako 280 V	03130537	163
AXLE-DRIVE/STEER FRT W/DIFF LO	80014213	611
AXLE-DRIVE/STEER RR W/DIFF LOC	80014216	585
BAFFLE	80026332 9904107735	793 746
BAFFLE, OIL	9904103727	675

From - ADAPTER-METRIC TO NPT

To - BAFFLE, OIL

Manitowoc Cranes

Alphabetical Index	Appendix A	
Description	Part	Page
BAFFLE-RAD TOP	80026592	794
BAFFLE-RH	80027706	794
BALL	9049112165	591, 615
BALL BEARING SLEW GEAR 061.50.	03012551	219
BALL VALVE, 1.25" S.F. CODE 62	80018797	315
BAND, BEAD SEAT	9970100192	655
BAR	03092273	17, 31
	03092299	17
	03114451	139
	03134133	31
	80026851	319
Bar S960 QL	03092302	47, 63
	03092303	47
	03092305	63
BAR, BUSS	6059100001	815
BARREL ASSY.	90015943	607, 631
	9372103130	609
	9372103533	459
	9372103539	563
	9372103544	483
	9372103618	479
	9372103666	487
BARREL, CYLINDER	03042621	149
BASE PLATE	01677033	333
BASIC MEMBER	03156871	5
BASIC MEMBER COMPLETE	80013790	3
BASIC MEMBER-REBUILDING	03120694	5
BATT CABLE, BLK 4/0	80027820	731
BATT CABLE, RED	80027818	731
BATTERY CABLE BLK 1/0 36"	80023504	731
BATTERY CABLE, RED	80027817	731
	80027821	731
BATTERY CABLE, RED 4	80027672	731
BATTERY, HOLD-DOWN	7300000393	815
BEARING	7069000238	347
	7069001082	341, 381
	90014202	681
	90015937	701
	90015960	697
	90015961	697

From - BAFFLE-RAD TOP

To - BEARING

Manitowoc Cranes

Alphabetical Index	Appendix A		
Description	Part	Page	
BEARING	9049101214	776	
	9049108842	591, 615	
	9086100602	143	
	9086100985	143	
	9086100997	143	
	9356100223	673	
	9356100748	679	
	9722100029	689	
	9722105548	701	
	9904102371	767	
	9904103686	673	
	9904106286	755	
	9904106288	755	
	9904106290	755	
	9904106315	761	
	9904106320	761	
	9904106321	761	
	9904106338	771	
	9904108186	769	
	9904109852	742	
	9904109887	771	
	BEARING ASSEMBLY	9904106306	757
		9904106323	761
BEARING BUSH	03316974	321	
BEARING RACE	9926112474	441	
BEARING RING	02315942	229, 231	
Bearing ring 2.022.024 SIEBENH	03329951	323	
BEARING, BALL	90014919	753, 755	
BEARING, CENTER	9364101907	645	
BEARING, FRONT	9904106305	757	
	9904107753	742	
BEARING, GEAR	9904101333	769	
	9904102281	769	
BEARING, NYLON	9364100180	247	
	9364100964	247	
BEARING, PILOT	9904101350	771	
BEARING, PLANETARY PINION	02315071	223	
	02315073	223	
BEARING, THRUST	9086100258	143	
BEARING, THRUST	9926112475	441	
BELLMOUTH	03320236	402	
BELLOW, RUBBER	90016072	437	

From - BEARING

To - BELLOW, RUBBER

Manitowoc Cranes

Alphabetical Index	Appendix A	
Description	Part	Page
BELLOW, RUBBER	90016102	437
BELLOWS	03135677	372
	7406000535	837
BELLOWS - EXHAUST 4"ID X 10"	80023256	821
BELT, DRIVE	90020544	666
BEZEL, L-SERIES 3 GANG LM3	7364100179	371, 391
BEZEL, L-SERIES 6 GANG LM6	7364100182	391
BINDER	7258100138	343
BLIND PLUG - AMP 828922-1	03041338	119
BLIND PLUG 282081-1 RED AMP	03317915	119
BLIND PLUG WITH O-RING 16X1,5	03323263	165
BLOCK, TERMINAL	7086001800	416, 429
BOLT 42CrMo4 V	03120697	147
BOLT, CAP SCREW	9049101125	741, 745, 767
BOLT, EYE	00206594	193
BOLT, STOP 1-1/2" DIA	9049112854	599, 623
BOLT, TIE	9086101306	144
BOLT,5/16"-18 X 1" FLANGE HEAD	90015593	841
BOLT,TIE	9086101079	143
BOOM ASSY COMPONENT PARTS	80013787	1
BOOM ASSY HYDRAULIC COMPONENTS	80038835	1
BOOM ASSY-STEEL CONSTRUCTION	80013786	1
BOOM EXT SWITCH INSTALLATION	80020616	189
BOOM LIGHTS CABLE ASSEMBLY	80012209	209
BOOM REMOVAL BRACKET INSTALLATION	80013791	5
BOOT	7172000546	515, 537, 713
	7172000547	426
	7172000554	239, 725
BOOT, DT2S CONNECTOR	7172000545	240, 491
BOOT, PLUG	7172100002	825
BOOT, RED	9246100168	731
	9246100177	731, 819
BOOT, SWIVEL (RED)	9246100159	731, 819
BOOT-DTM3P-RECP	7172100003	585
BOTTLE JACK ASSY (MODIFIED)	80027834	365
BOTTOM	03137329	127

From - BELLOW, RUBBER

To - BOTTOM

Manitowoc Cranes

Alphabetical Index	Appendix A	
Description	Part	Page
BOTTOM PLATE	03137335	127
BOWL ASSY	90014857	533
BOX SUB ASSEMBLY - SWING DRIVE	03010220	219
BOX, PLUG	02210324	165, 175, 177
BRACKET	2197110104	643
	4197410004	457
	6245100077	371
	80012477	219
	80014601	519
	80014602	519
	80014614	519
	80014848	519
	80018894	381
	80018895	341
	80019089	341
	80022577	815
	80023723	372
	80025215	829
	80029640	657
	9904109901	776
BRACKET C-STAR	80017413	453
BRACKET FRONT	80022510	333
BRACKET MOUNT	80012663	449
BRACKET PIN	03100311	191
BRACKET REAR	80022511	333
BRACKET REAR STEER	80020657	585
BRACKET REAR STEER SENSOR	80020658	585
BRACKET, ANCHOR	7184000449	503
BRACKET, BASE ALUMINUM	90015387	247
BRACKET, CAP	6184002997	475
BRACKET, HOOD	7184000450	507
BRACKET, LATCH	6184100054	877
BRACKET, MIRROR ARM	7184001014	461, 523
BRACKET, MOUNTING	2197810012	735
	2197810013	735
BRACKET, SEAT BAR	80023851	367
BRACKET, STROBE LIGHT	4159210126	535
BRACKET, MOUNTING	80000005	347
BRACKET-BOOM HOSE	80026135	107

From - BOTTOM PLATE

To - BRACKET-BOOM HOSE

Manitowoc Cranes

Alphabetical Index	Appendix A	
Description	Part	Page
BRACKET-CAC TUBE SUPPORT	80029477	661
BRACKET-DIPSTICK	80012995	735
BRACKET-EXH PIPE SUPPORT	80031079	821
BRACKET-RAD DRAIN	80026375	657
BRACKET-RAD TUBE SUPPORT	80029487	794
BRACKET-STRAIN RELIEF	80031632	402
BRACKET-SUPPORT	80032971	661
BRACKET-VALVE MTG	80028040	657
BRACKET-WF MTG	80029433	665
BRAKE ASSEMBLY-PARKING	80022000	611
BRAKE ASSY. CALIPER	90017444	603, 627
BRAKE ASSY. GROUP	90017460	589, 613
BRAKE GROUP	90017459	589, 613
BRAKE VALVE	03324829	561
BRAKE VALVE BRACKET	80013360	252
BRAKE-PARK ASSY	80033868	611
BREATHER	7304000646	595, 619
	9258100173	531
	9904104050	741
BREATHER ASSY.	9364101836	248
BREATHER, CHECK VALVE	7304000063	671
BRUSH & ARM ASSY.	90000036	247
BRUSH & ARM ASSY. 7.5 AMP	9364100340	247
	9364101218	247
BRUSH AND HOLDER ASSEMBLY	9364100085	247
BRUSH SPRING ASSY.	9364100341	247
BULKHEAD FITTING PIPE / JIC	80012475	219
BUMPER, RUBBER	7195000032	503, 507
	7195000037	511
BUSH - INSULATING	02311919	415
BUSH, 0.5-2.1MM	02257093	415
BUSHING	2174200051	347
	6199002690	347
	6200049104	297
	6200060404	735
	6200140448	139
	7199001289	371
	7199100027	525

From - BRACKET-CAC TUBE SUPPORT

To - BUSHING

Manitowoc Cranes

Alphabetical Index	Appendix A	
Description	Part	Page
BUSHING	80000138	345
	80012029	235
	90017436	595, 619
	90017440	599, 623
	90021165	713
	9049104611	595, 619
	9356100305	677
	9576101029	811
	9904107174	775
	9904107730	746
BUSHING PERMAGLIDE 205X210X83	03318008	359
BUSHING, BEARING	03042921	223
Button head screw 831103-N02 1	02315951	231
BUTTON, 2WD/4WD, AMBER	90016092	437
BUTTON, ENGINE IDLE/DEC	90016096	437
BUTTON, HAZARD ON/OFF, RED	90016093	437
BUTTON, HEADLIGHTS, AMBER	90016090	437
BUTTON, PARK BRAKE, RED	90016088	437
BUTTON, PLUG	7242000007	387
	7242000012	379
BUTTON, SQUARE	7242100002	372
BUTTON, THRUST	9049103565	600, 624
	9049106791	600, 624
CAB LIFT CYLINDER	01924182	139
CAB SUPPORT	80007510	457
CABLE	03041113	119
	03046653	111, 129, 131, 171, 175, 177
CABLE 18GA	7246100321	377, 425, 429
CABLE 20GA/2COND TWST,SHD/DRN	7246100322	415
CABLE 2x2x0,5 SHIELDED, TRAILI	03041112	123
CABLE 3 COND 18GA SHLDD W/DRN	7246100387	426, 725, 726
CABLE ASSEMBLY	80019762	109
	80019763	109
CABLE ASSY	7246002555	426
CABLE ASSY-1/0 RED (108") LG	80017871	731
CABLE ASSY-2/0 BLK (15") LG	80007595	819
CABLE ASSY-2/0 RED (15") LG	80007593	819
CABLE ASSY-2/0 RED (8") LG	7246100212	819
CABLE CONN	01370502	209, 211

From - BUSHING

To - CABLE CONN

Manitowoc Cranes

Alphabetical Index	Appendix A	
Description	Part	Page
Cable connection 90801 M16x1,5	03320730	111
CABLE CONNECTION PG13,5	03041143	119
CABLE CONNECTOR 90368 PG16/11.	01375640	129
CABLE DRUM	03155917	109
	03326482	321
	03326483	321
CABLE DRUM CPL.MAN-JIP	03155922	109
CABLE FLRY-	03325477	135, 171
CABLE FLRY-B 0,5 BN DIN 72551	02318261	119
CABLE FLRY-B 0,5 WH DIN 72551	02214703	119, 135, 137, 171, 173
CABLE FLRY-B 1,0 BN DIN 72551	01370458	165, 175, 177
CABLE FLRY-B 1,0 WH DIN 72551	02214704	111, 165, 175, 177
CABLE KIT- BATTERIES, RT9150E	80027370	815
CABLE KIT ENGINE RT9150E4	80027615	721
CABLE LUMBERG RKWT 4-225/5M	03315265	119
Cable M12 4-SOC Shielded 90DEG	80014829	491
	80031257	491
CABLE NYLON CLIP	00554244	112, 115, 129, 131
CABLE TIE, BLACK	7850000208	209, 377, 387, 395, 415, 425, 429, 453, 491, 726, 825, 827, 843, 849, 851
CABLE, 18/4 TWIST SHEILDED	80018276	725, 825
CABLE, 20 AWG CAN-BUS SHEILDED	80021593	426, 725
CABLE, BATTERY RED	80027691	819
CABLE-BLK	80027823	731
CABLE-BLK 4/0 120"(ENG/BAT-)	80033170	731
Cable-plug box Lumberg RKT 4-2	03319501	119
Cable-plug box RKMVW 3-224/2M	03327567	119
CABLE-RED 1/0 72" FUSE TO FUSE	80027373	819
CABLE-RED 1/0 78" (RLY/GRDHTR)	7246100150	731
CABLE-RED 1/0 8" FUSE TO RELAY	7246100157	731, 819
CABLE-RED 4/0 84" BAT+/DISCSW	80027372	819
CAC BAFFLE	80026377	837
CAC COLD TUBE	80026282	837
CAC COVER	80029973	495
CAC HOT TUBE	80026283	837

From - Cable connection 90801 M16x1,5

To - CAC HOT TUBE

Manitowoc Cranes

Alphabetical Index	Appendix A	
Description	Part	Page
CAC HOT TUBE	80026284	837
CAC MOUNTING	80026279	837
CAGE ASSY.	9049112359	591, 615
Cam cpl. 405 313 3 WEBER-HYDRA	02316835	140
CAP	03135690	329
	03326956	127
	9372103550	483
	9437100708	533
	9880100091	649
CAP #8	7258001452	297, 388
CAP ASSEMBLY	9364101576	733
CAP ASSY	90014856	533
CAP ASSY. RUBBER	90019457	833
CAP SCREW	9904109899	776
CAP SCREW M12X80 -8.8	01147382	19, 33, 49, 65
CAP SCREW M20X70	00106096	19, 33, 49, 65, 77
CAP SCREW,	7115140450	471, 503, 507
	7115140550	387
	7115140650	515, 572, 811, 821
	7115140850	461, 495, 793, 797, 838
	7115141050	341
	7115141250	503, 507
	7115141650	541
	7115142050	541
	7115143650	251
	7115150450	351
	7115150650	658, 822
	7115150850	365, 504, 508, 541
	7115150950	367, 372
	7115151050	847
	7115151850	469
	7115152050	811
	7115152850	469
	7115154050	347
	7115160550	481
	7115160650	735, 793
	7115160750	251, 472, 541, 585, 643
	7115160850	461, 472, 531, 541, 585, 657, 662, 666, 736, 789, 793, 799, 805, 809, 877
	7115161050	314, 461, 496, 503, 662, 679, 687, 735, 793, 805, 837
	7115161250	471, 525, 529, 586, 657, 781, 797, 809, 821

From - CAC HOT TUBE

To - CAP SCREW,

Manitowoc Cranes

Alphabetical Index	Appendix A	
Description	Part	Page
CAP SCREW,	7115161650	822
	7115162250	665
	7115162650	541
	7115171050	663
	7115171250	308
	7115171450	662
	7115181050	453, 469, 657, 662, 675, 789, 793, 821, 837
	7115181250	308, 577, 643, 662, 736, 805, 838
	7115181450	307, 531, 576, 793
	7115182250	735, 837
	7115183050	665
	7115183250	463
	7115184050	529
	7115201650	529
	7115202850	664
	7118172450	735
	7118174050	735
	7118182450	337
	7118221450	735
	7118224450	657
	9049101150	741
	9049103737	603, 627
	9049103927	599, 623
	9049107218	600, 624
	9049108332	591
	9049108343	591, 615
	9049108477	615
	9049108793	591
	9049109048	605, 629
	9049109707	593, 617
	9049109831	601, 624
	9086100702	144
	9086100801	143
9086100974	144	
9188101020	634, 638	
9356100592	693	
9364101536	733	
9904108067	689	
CAP SCREW, 1/2"-13 UNC X 1"	7115180850	495, 821, 837
CAP SCREW, 1/2"-13UNCX2"LONG	7115181650	239
CAP SCREW, 1/4-20UNC X 1 3/4	7115141450	371, 541
CAP SCREW, 3/4" - 10 N.C. X 1"	7115220850	472
CAP SCREW, 3/8-16 X 1.5 HEX	90015592	841
CAP SCREW, BRACKET	90015408	776

From - CAP SCREW,

To - CAP SCREW, BRACKET

Manitowoc Cranes

Alphabetical Index	Appendix A	
Description	Part	Page
CAP SCREW, HEX HEAD	7126171353 7126211650	341, 519 349, 457
CAP SCREW, HEX HEAD M10 X 16	7126191053	663, 829
CAP SCREW, HEX HEAD M10 X 35	7126191453	349
CAP SCREW, HEX HEAD M12 X 65	7126212053	252
CAP SCREW, HEX HEAD M12X35	7126211453	307, 576
CAP SCREW, M10 X 20 HEX HEAD	00437181 7126191153	87, 205, 355 209, 461
CAP SCREW, M10 X 25 HEX HEAD	7126191253	333, 349, 519, 662
CAP SCREW, M10 X 25MM HEX HEAD	7126191250	251, 433
CAP SCREW, M10 X 30MM HEX HEAD	7126191353	209, 219, 349, 666
CAP SCREW, M10 X 35MM HEX HEAD	7126191450	803
CAP SCREW, M10 X 40MM HEX HEAD	7126191550	333, 349, 457, 713
CAP SCREW, M10 X 50MM HEX HEAD	7126191750	713
CAP SCREW, M10 X 55MM HEX HEAD	7126191850	713
CAP SCREW, M10X130MM HEX HEAD	7126192950	662
CAP SCREW, M10X30 HEX HEAD	00437183 7126191350	78 140, 251
CAP SCREW, M10X40 -10.9	7127191555	457
CAP SCREW, M12 X 25MM HEX HEAD	7126211253	139, 461
CAP SCREW, M12 X 30 HEX HEAD	7126211353	197, 251
CAP SCREW, M12 X 40	7126211550	351, 457, 519
CAP SCREW, M12 X 70MM HEX HEAD	7126212150	664
CAP SCREW, M12X40 HEX HEAD	7126211553	307
CAP SCREW, M12X45 SOCKET HEAD	01146978	95
CAP SCREW, M16 X 150MM HEX HEAD	01684395	191
CAP SCREW, M16 X 35MM HEX HEAD	7126241453	666
CAP SCREW, M16 X 40MM HEX HEAD	7127241550	239
CAP SCREW, M16 X 45MM HEX HEAD	7126241653	662
CAP SCREW, M20 X 120MM HEX HEAD	7126272853	641
CAP SCREW, M5 X 14MM HEX HEAD	7126130953	519
CAP SCREW, M5 X 25MM HEX HEAD	7126131250	535
CAP SCREW, M5X8MM SOCKET HEAD	90015415	549
CAP SCREW, M6 X 25MM	7126151253	251
CAP SCREW, M6 X 45MM HEX HEAD	7126151653	519
CAP SCREW, M6X20 HEX HEAD	7126151153	365

From - CAP SCREW, HEX HEAD

To - CAP SCREW, M6X20 HEX HEAD

Manitowoc Cranes

Alphabetical Index	Appendix A	
Description	Part	Page
CAP SCREW, M8 X 16MM HEX HEAD	7126171053	345, 519
CAP SCREW, M8 X 20MM HEX HEAD	7126171150 7126171153	239, 251, 315, 838 453, 519
CAP SCREW, M8 X 30MM HEX HEAD	7126171350	251
CAP SCREW, M8 X 40MM HEX HEAD	7126171550 7126171553	319 239, 519
CAP SCREW, M8X25 HEX HEAD	7126171253	219, 251, 315, 519, 559, 649
CAP SCREW, SOCKET HEAD M6X35	01147202	107
CAP SCREW, M12X45-10.9 HEX HEAD	7127211650	641
CAP, 1/4"	7258001451	372, 379, 387
CAP, BEARING	90015404 9356100750 9904109890 9904109904	753 679 771 775
CAP, BEARING REAR	9904108428	762
CAP, BLEEDER	90017451	605, 629
CAP, DEUTSCH HDC16 - 9 DUST	7258100154	426
CAP, DUST	7258000724 90015253	491 647
CAP, DUST - DIAGNOSTIC	9447100041	309, 315, 443, 579
CAP, FILL (WITH BREATHER)	7258100146	531
CAP, FRONT BEARING	90015407	775
CAP, GREASE	9372103522	607, 631
CAP, JACK CYLINDER	7258001543	475
CAP, KING PIN LOWER	9049111536	599, 623
CAP, KING PIN UPPER	9049106776	599, 623
CAP, RETAINER	9356100595	673
CAP, RUBBER	90016382	438
CAP, WHEEL STEERING	90016104	437
CAP, DUST	00559292 01372640	111, 165, 175, 177 111, 175, 177
CAPSCR - MAIN DIFF CASE	9049108350	592, 616
CAPSCREW	90015423 90015964 90015965 90015970 90018146 90018149	673 697 697 698 263 265, 267, 269, 275, 277

From - CAP SCREW, M8 X 16MM HEX HEAD

To - CAPSCREW

Manitowoc Cranes

Alphabetical Index	Appendix A	
Description	Part	Page
CAPSCREW	90018153	267, 277
	90018159	271, 273, 279
	90018166	281
	90018168	281
	90018286	261
	90021162	713
	9049100263	746
	9049106146	685, 687
	9049112372	599, 600, 623, 624
	9049112378	603, 627
	9049112380	603, 627
	9049112383	599, 623
	9049112392	615
	9356100286	687
	9364101822	243
	9437100710	533
	9722105551	701
	9722105552	701
	9722105559	702
	9926112470	441
CAPSCREW SOCKET HEAD 10.9 MM	90016796	286
CAPSCREW W/LOCK & CAP,ADJUSTER	90018160	271, 273, 279, 281
CAPSCREW W/LOCK, ADJUSTER	90018154	267, 269
CAPSCREW, 1/2"	90015252	647
CAPSCREW, 10M	9364101988	243
CAPSCREW, 12.9 MM	90016795	286
CAPSCREW, ADJUSTER	90021163	713
CAPSCREW, SOCKET HEAD	90015553	546
CARDAN	03135678	372
CARR.& CAP ASSY.	9049112358	591, 615
CARRIER FOR SYMBOL	03067122	387, 859, 887
CART.VALVE ASSY. W/COIL	90018167	281
	90018169	281
CARTRIDGE	90018150	265
	9926110722	581
CARTRIDGE CPL.	03135713	331
Cartridge cpl. 6010047 BUCHER	03135711	361
CARTRIDGE VALVE	9926110316	553
CARTRIDGE, BALL VALVE	9904107585	781, 782
CASE ASSEMBLY	9904109853	745
CASE ASSY.	9049112361	592, 616

From - CAPSCREW

To - CASE ASSY.

Manitowoc Cranes

Alphabetical Index	Appendix A	
Description	Part	Page
CASE DRAIN MANIFOLD BLOCK	80012758	251
CAST COUNTERWEIGHT - 24000#	80011469	641
CAST COUNTERWEIGHT - 39000#	80011468	641
CAST COUNTERWEIGHT SUPPORT BRACKET	80011471	641
CAUTION PLATE	9086100920	143
CAVITY PLUG	80017352	825
CAVITY PLUG FCI CONN (2.8)	80025546	725
CAVITY SEAL (150)	80021466	725
CENTER PARTS	9049110969	599, 623
CENTER VALVE BRACKET	80013363	252
CENTRAL UNIT	03329469	388
CHAIN - USE 9286100001	6286000037	365
CHANGE VALVE NG6 CPL.	01924352	291
CHANNEL, BULB USE	6637037006	837
CHARGE AIR COOLER ASSEMBLY	80027088	837
CHARGE PUMP & REG. VALVE GROUP	90015437	669
CHECK VALVE 1.00 S/F CODE 61	80018346	665
CHECK VALVE 1.25 S/F CODE 62	80018347	665
CIRCUIT BOARD, PRINTED TILT SENSO	03325156	137, 173
CLAMP	4140800186	504, 507
	7300000018	481, 821
	7300000056	513
	7300000178	829
	7300000222	829
CLAMP SUPPORT BRACKET	80026290	837
	80026791	838
CLAMP, 1 1/4" TUBING	7300000247	721
CLAMP, 1" TUBING	7300000404	314, 576, 843
CLAMP, 2.50"	7300100012	529
CLAMP, 5/8" TUBING	7300100014	573, 666, 822
CLAMP, 7/8" TUBING	7300100015	664
CLAMP, DOUBLE SADDLE	7300001082	481
CLAMP, HOSE	7300000013	657, 665, 843
	7300000035	665, 793, 797
	7300000040	662, 794, 797
	7300000167	793
CLAMP, LINER	7300001061	539

From - CASE DRAIN MANIFOLD BLOCK

To - CLAMP, LINER

Manitowoc Cranes

Alphabetical Index	Appendix A	
Description	Part	Page
CLAMP, MUFFLER	7300000433	559, 794
	7300001083	351
CLAMP, STRAIN RELIEF	7300000428	491
	7300000429	725
CLAMP, T-BOLT	7300000223	829
	7300000448	838
	7300001046	577, 666
	7300001112	657, 736, 789
CLAMP, T-BOLT 1.75" NOM	7300100024	577
CLAMP, T-BOLT 3"	7300100022	577
CLAMP, TUBING	7300000098	821
	7300000101	572, 663
	7300000195	471, 572, 721
	7300000242	315, 657, 793
	7300000243	453, 475
	7300000249	239
	7300000250	315, 471, 665
	7300000399	308
	7300000400	310, 572, 805
	7300000401	310, 471, 572, 573, 574, 575, 579
	7300000402	309, 471, 572, 575, 789
	7300000403	806
	7300000405	308, 576
	7300000406	308
7300000407	721, 789	
CLAMP, TUBING 1-1/4" I.D.	7300000246	735
CLAMP, V-BAND	7300001071	821
CLAMPING JAW	03316977	321
CLAMP-MUFFLER	7300000118	829
CLAMP-V-BAND 88.9NOM/11MM WIDE	80025501	821
CLEVIS ASSY	7308000118	341, 381
CLIP	7312000678	503, 507
	9904107147	746
	9914100044	201, 207
CLIP, HITCH PIN	7689000701	197, 337, 365
CLIP, PIN	7312000095	503
CLIP, SCREW M4	90019808	437
CLIP, TUBE	9904106256	741
	9904106275	746
CLOSURE, BEARING	7069000175	199

From - CLAMP, MUFFLER

To - CLOSURE, BEARING

Manitowoc Cranes

Alphabetical Index	Appendix A	
Description	Part	Page
CLUTCH & COIL ASSY. 24	90021160	713
CLUTCH GROUP - FORWARD HIGH & 3RD	90015396	739
CLUTCH PISTON AND SEAL	9904109858	755, 757, 769
	9904109867	761
CLUTCH SHAFT ASSEMBLY GROUP -	90015392	739
COIL	03326775	286
Coil chain G 6x24 bk DIN 5685-	02312369	87, 205, 355
COIL, 24 VOLT	90013988	485
COIL, 24V	90017263	286
	9904107574	781, 782
COIL, 24V.	9926113117	557
	9926113339	545, 546, 553
COIL, SOLENOID	03319817	291
COILS ASSY. 24V.	90015312	545, 549, 555, 581
COLLAR, CLUTCH	9049112254	592, 617
COLUMN ASSY. STEERING	90016098	437
COMPACT VALVE BRACKET	80013361	252
COMPONENT PARTS-BASIC MEMBER	80014194	9
COMPONENT PARTS-TELESCOPE 5	80018323	9
COMPRESSOR ASSY. 24V	90021159	713
CONE	9049108796	592, 616
CONE, BEARING	7069000183	199
	9049104628	600, 623, 624
	9049108336	591, 615
	9049110373	591, 615
	9904106192	775
	9904106609	775
	9904109866	761
CONE, WHEEL BEARING	9049106089	592, 616
CONN - CABLE	01370501	111
CONN DOUBLE	03323140	401
CONN FCI 24PASS FEMALE	80025545	725
CONN, CABLE	01370503	209
CONNECTING ADAPTER	02214308	140
Connecting flange assy.	03126962	157
CONNECTION BOARD	02316385	229
CONNECTOR	02318052	165
	03046591	111, 131, 171

From - CLUTCH & COIL ASSY. 24

To - CONNECTOR

Manitowoc Cranes

Alphabetical Index	Appendix A	
Description	Part	Page
CONNECTOR	9356100334	685
	9364101691	247
CONNECTOR - PLUG	02314212	119
CONNECTOR FEMALE 4 PASS LTGREY	80017063	825
CONNECTOR PLATE	80010860	495
	80010917	495
CONNECTOR, 150 SERIES BLACK	7364100229	725
CONNECTOR, 4 PASS	7364003076	725
CONNECTOR, COVER/SINGLE	7892100030	851
CONNECTOR, CRIMPED	9364100178	247
CONNECTOR, LIQUID TIGHT	9364100968	247
CONNECTOR, LOCKING	7364100009	491
CONNECTOR, L-SERIES SWITCHES	7364100184	377, 395
CONNECTOR, SETSCREW	9364101224	247
CONSOLE, OVERHEAD PANEL W/HOLE	80016541	387
CONTACT GROUP CPL.	03322897	329
CONTACT SPRING BAND	03318969	377, 395, 415, 425, 429
	03318970	395, 415, 429
CONTROL 1-PISTON, COVER GROUP	90018104	255
CONTROL 3-PISTON, COVER GROUP	90018103	255
CONTROL BLOCK SLEWING GEAR-100	03329878	251
CONTROL CABLE	80018312	381
CONTROL CART. COVER GROUP	90018102	255
Control plate 449359-201 10 06	02316388	233
CONTROL ROD	80018313	341
CONTROL UNIT	02315085	227
	03319537	327
CONTROL UNIT (DISPLAY)	03135250	387
Control unit 884099 MONTAN-HYD	03137976	99
CONTROL VALVE ASSY. 24V. GROUP	90018763	739
CONTROL VALVE MTG. GROUP	90018761	739
CONTROL, ADJUST - BACK	9798100585	367
CONTROL, COVER GROUP	90018105	255
	90018106	255
CONVERTER ASSEMBLY - TORQUE	80007472	661
CONVERTER, 12 AMP	7356100022	387

From - CONNECTOR

To - CONVERTER, 12 AMP

Manitowoc Cranes

Alphabetical Index	Appendix A	
Description	Part	Page
COOLER, OIL	7726000128	805
CORE ASSEMBLY, SLIP RING	9364101857	247
CORE ASSY. AIR COOLER	90021283	841
CORRUGATED TUBE 1927311 NW11 S	03317929	119
CORRUGATED TUBE 1927315 NW15 S	03320685	119
CORRUGATED TUBE 1927319 NW19 S	03317930	119
COTTER	03316976	321
	9049112117	601, 625
COTTER PIN	00436835	217
COTTER PIN 3.2X20 ST ISO 1234	01147344	191
COTTER PIN 5X32 ISO 1234	00439145	139, 157, 163, 319
Countersunk screw M10x20 8.8-A	00107525	77
COUNTERSUNK SCREW M10X60	01373882	139
COUNTERWEIGHT STAND	80027761	337
COUNTERWEIGHT SUPPORT	80039785	337
COUPLER ASSY-SPLINED	80014138	661
COUPLER, FEMALE AND DUST	7364001601	107, 147, 312
	7364001605	314, 470, 571
COUPLER, FEMALE AND DUST PLUG	7364001603	471, 571
COUPLER, MALE AND DUST CAP	7364001602	147, 312
	7364001604	471, 571
	7364001606	107, 470, 571
COUPLER, QUICK	7364002661	314
	7364002662	107
COUPLER-SPLINED	80014133	709
COUPLING, 1/4" TEST PORT	7443100157	309, 579
COUPLING, 1/8" TEST PORT	7443100139	307, 571
COUPLING, 3/8" TEST PORT	7443100140	309, 443
COUPLING, ANCHOR	7364000686	319, 736, 829
COUPLING-TEST PORT	80008474	736
COVER	03055157	147
	03114448	139
	80014628	519
	80014630	519
	80014631	519
	80018315	341
	80018322	381
	9722105604	701

From - COOLER, OIL

To - COVER

Manitowoc Cranes

Alphabetical Index	Appendix A	
Description	Part	Page
COVER & TUBE ASSY	9904107754	741
Cover 561.50440.01 SIEBENHAAR	03329958	323
Cover AlMg3	03092342	78
COVER ASSEMBLY, PLANET SPIDER	9049111533	600, 624
COVER ASSY. GROUP	90018107	255
	90018108	255
	90018109	255
COVER ASSY. W/LATCHES	9364101861	247
COVER GROUP - CASE AND REAR	90015375	739
COVER GROUP - INPUT SHAFT AND FRO	90015374	739
Cover plate S690 QL	03130538	157, 163
COVER SPACER	9904109628	782
COVER, ARMREST	7245100056	371
COVER, BEARING	9086101300	143
COVER, BOTTOM	80024121	379
COVER, BOTTOM STEP	2197110041	471
COVER, CAP	90016094	437
COVER, CONSOLE	80024120	379
COVER, DASHBOARD	90016099	437
COVER, ELECTRIC WIRE	80006553	379
COVER, IMPELLER	90015425	673
COVER, LEFT HAND STEP	2197110042	471
COVER, LEFT SIDE	90016100	437
COVER, REAR	90015373	745
COVER, REAR CORNER (CAB)	80005189	379
COVER, RIGHT SIDE	90016101	437
COVER, SEAL	90015963	697
COVER, SOLENOID VALVE	9904109627	782
COVER, TOP FRONT	80005378	379
COVER, TOP STEP	4197110134	471
COVER-BATTERY BOX	80027476	877
CRANE FUNCTION OFF	80022579	372
CRANK	80012000	341
	80018311	341
	80018318	381
CRIMP-TYPE CABLE SOCKET	00550515	119, 171

From - COVER & TUBE ASSY

To - CRIMP-TYPE CABLE SOCKET

Manitowoc Cranes

Alphabetical Index	Appendix A	
Description	Part	Page
CRIMP-TYPE CABLE SOCKET	01148154	135
	03324495	135
CROSS BEAM COLLAR	03125620	217
CROSS BEAM FOOT	03125621	217
Crossbar 33 27647 00 HYCO HENG	03326304	561
CROSS-CONNECTION 279-402 WAGO	02210184	112
Cup spring 411160-201 11 07 90	02316395	233
CUP, BEARING	7794000097	592, 616
	7794000240	592, 616
	7794000272	199
	9049104629	600, 624
	9049105202	591, 615
	9049108335	591, 615
	9904106194	775
	9904106355	775
	9904109865	761
	CUP, RETAINER	9356100276
CURRENT COLLECTOR	03324693	127
Cutting ring WALTERSCHEID S 6	00117506	39, 55, 71, 83
CYL ASSEMBLY-3.50 STEER	80018399	585, 611
CYL ROLLER	03316986	323
CYL ROLLER-BEARING	00557021	85, 89, 91
CYL TUBE	03045887	149
CYLINDER	03103297	179
Cylinder 421299-201 10 07 92 H	02316387	233
CYLINDER ASSEMBLY - 2 1/2" O/R EX	7372100237	481
CYLINDER ASSEMBLY - 2 1/2" STEER	7372100250	457
CYLINDER ASSEMBLY - 2" STEER	7372100249	559
CYLINDER ASSEMBLY - 4" POWER PIN	7372100289	469
CYLINDER ASSEMBLY - 7" LOCKOUT	7372100091	585
CYLINDER ASSEMBLY - INVERTED JACK	80012934	475
CYLINDER ASSEMBLY - OUTRIGGER EXT	80011072	475
CYLINDER COUPLING	03157605	95
CYLINDER HEAD COUPLING	03324518	99
CYLINDER PIN	03053778	357
CYLINDER-MACHANICAL	03103150	167
CYLINDRICAL ROLLER-BEARING	01677153	157, 163
DECAL - 108 DB	7376101904	881

From - CRIMP-TYPE CABLE SOCKET

To - DECAL - 108 DB

Manitowoc Cranes

Alphabetical Index	Appendix A	
Description	Part	Page
DECAL - AUXILIARY BOOM NOSE	7376007239	869, 897
DECAL - BLEED OFF VALVE	7376009487	863, 891
DECAL - CAUTION 360 SWING LOCK	7376101923	859, 887
DECAL - CAUTION 4WD/	7376009447	881
DECAL - CAUTION ARMREST	7376009507	859, 887
DECAL - CAUTION BATTERY DISCONNEC	7376102819	863, 891
DECAL - CAUTION ELECTRONICS DAMAG	7376102349	863, 891
DECAL - CAUTION ENGINE COOLANT FI	7376102516	863, 891
DECAL - CAUTION LIFTING	7376007249	881
	7376101341	881
DECAL - CAUTION LOCK PIN	7376010569	859, 887
DECAL - CAUTION PIN SWING LOCK	7376011340	859, 887
DECAL - CAUTION SPECIAL FILL REQU	7376102424	863, 891
DECAL - CAUTION TRANSMISSION DAMA	7376102092	859, 887
DECAL - CHEVRON OUTRIGGER JACK	7376101141	873, 901
DECAL - CRANESTAR LOGO	80017200	859, 887
DECAL - CRANESTAR MONITORING	80017201	881
DECAL - DANGER AUX BOOM NOSE	7376102014	869, 897
DECAL - DANGER AUXILIARY BOOM NOS	7376007378	869, 897
DECAL - DANGER BATTERY EXPLOSION	7376102554	863, 891
DECAL - DANGER BOOM EXTENSION HAZ	7376101873	881
DECAL - DANGER BOOM NOT WALKWAY	7376007250	869, 897
DECAL - DANGER ELECTROCUTION HAZA	7376101865	859, 887
	80037260	863, 891
DECAL - DANGER ETHER HAZARD	7376101881	863, 891
DECAL - DANGER FIRE HAZARD	7376102532	863, 891
DECAL - DANGER HOIST ENTANGLEMENT	80000511	867, 895
DECAL - DANGER OUTRIGGER CRUSHING	7376011087	863, 891
DECAL - DANGER OUTRIGGER MID EXTE	7376007441	859, 887
DECAL - DANGER PRESSURIZED OIL LE	7376102552	867, 895
DECAL - DANGER REVOLVING TIRES	7376007446	863, 891
DECAL - DANGER SUPERSTRUCTURE SWI	7376100080	859, 887
DECAL - DANGER TIPPING/2 BLOCKING	7376100175	859, 887
DECAL - DANGER ULTRA LOW SULFUR	7376102946	882
	7376102997	882
DECAL - DANGER UNTRAINED OPERATOR	7376007255	859, 887

From - DECAL - AUXILIARY BOOM NOSE

To - DECAL - DANGER UNTRAINED OPERATOR

Manitowoc Cranes

Alphabetical Index	Appendix A	
Description	Part	Page
DECAL - DIESEL	7376011062	882
	7376991544	882
DECAL - EMERGENCY EXIT	7376009502	859, 887
DECAL - ENGINE DIAGNOSTICS	7376102895	863, 891
DECAL - FAN DANGER	7376011364	863, 891
DECAL - GROVE - 10.1" GRAY	7376247101	873, 901
DECAL - GROVE - 7" WHITE	7376226070	873, 901
DECAL - GROVE FINAL ASSEMBLY AUDI	80000339	859, 887
DECAL - HAND SIGNALS	7376101492	863, 891
DECAL - HORN	03147698	373, 859, 887
DECAL - HYDRAULIC OIL	7376011335	863, 891
DECAL - LIFT POINT PROHIBITION	7376102910	867, 895
DECAL - LOCKING PIN OPERATION	7376006596	863, 891
DECAL - MANITOWOC CRANE GROUP LOG	7376202030	873, 901
DECAL - MID-EXTEND OUTRIGGERS <	7376009373	863, 891
DECAL - MID-EXTEND OUTRIGGERS >	7376009372	863, 891
DECAL - MODEL NUMBER	03109716	123
DECAL - NO STEP	7376007370	859, 887
	7376010998	859, 863, 867, 887, 891, 895
DECAL - OUTRIGGER BOX REMOVAL	7376002591	863, 891
DECAL - PROCEDURE FOR CONNECTING	7376101787	863, 891
DECAL - QUALITY	7376102055	881
DECAL - SWING CONTROLLER	03147699	373, 859, 887
DECAL - TURNTABLE BEARING	7376007452	867, 895
DECAL - WARNING CALIFORNIA PROP 6	81007557	859, 887
DECAL - WEAR BODY HARNESS	7376991722	867, 895
DECAL- DANGER COUNTERWEIGHT CRUSH	7376008180	867, 895
DECAL INSTALLATION	80028373	875, 881
	80032779	875
DECAL INSTALLATION-STANDARD	80032781	875, 881
DECAL INSTALLATION-STANDARD BOOM	80032785	855, 883
DECAL INSTALLATION-STANDARD CAB	80032782	855, 883
DECAL INSTALLATION-STANDARD CARRI	80032783	855, 883
DECAL INSTALLATION-STANDARD SS	80032784	855, 883
DECAL INSTL RT9150E4-DE	80032788	881
DECAL INSTL RT9150E4-ES	80032787	881

From - DECAL - DIESEL

To - DECAL INSTL RT9150E4-ES

Manitowoc Cranes

Alphabetical Index	Appendix A	
Description	Part	Page
DECAL INSTL RT9150E4-FR	80032789	881
DECAL INSTL RT9150E4-FRGN STD	80032780	881
DECAL INSTL RT9150E4-RU	80032790	881
DECAL, LABEL F-N-R	90016073	437
DECAL-CAUTION-BATTERY CONN	80026517	863, 891
DECAL-CAUTION-TRANS DAMAGE	80034750	859, 887
DECAL-CRANESTAR MONITORING-DE	80017203	881
DECAL-CRANESTAR MONITORING-ES	80017205	881
DECAL-CRANESTAR MONITORING-FR	80017206	881
DECAL-CRANESTAR MONITORING-RU	80017213	881
DECAL-CTN-HOT SURF & GASES-DE	80029863	882
DECAL-CTN-HOT SURF & GASES-ES	80030035	882
DECAL-CTN-HOT SURF & GASES-FR	80029866	882
DECAL-CTN-HOT SURF & GASES-RU	80029901	882
DECAL-CTN-HOT SURFACE & GASES	80030034	882
DECAL-CTN-LIFT CYL DAMAGE	80015019	863, 891
DECAL-CTN-TRAVEL SPEED	80026771	859, 887
DECAL-DANGER CABLE WEDGE	7376100079	867, 895
DECAL-DANGER PRESSURIZED FLUID	7376102517	863, 891
DECAL-DANGER-ULT LOW SULFUR-RU	80029881	882
DECAL-DANGER-ULTRA LOW SUL	80015343	882
DECAL-DATA RECORDER	80022386	882
DECAL-DATA RECORDER-DE	80022387	882
DECAL-DATA RECORDER-ES	80022389	882
DECAL-DATA RECORDER-FR	80022390	882
DECAL-DATA RECORDER-RU	80022397	882
DECAL-DNGR-CWT CRUSH HAZARD	80015011	867, 895
DECAL-DNGR-CWT RMVL INSTRUC	80015018	867, 895
DECAL-GROVE-4.5" GRAY	7376247045	873, 901
DECAL-GROVE-6.5" GRAY	7376247065	873, 901
DECAL-MAX HEIGHT-CAB-RT9000E	7376101869	859, 867, 887, 895
DECAL-PATENT-CRANE	80028169	881
DECAL-PIN SWING LOCK	80026772	859, 887
DECAL-POWER PANEL	80032769	859, 887
DECAL-RT9150E	80015294	873, 901

From - DECAL INSTL RT9150E4-FR

To - DECAL-RT9150E

Manitowoc Cranes

Alphabetical Index	Appendix A	
Description	Part	Page
DECAL-SYMBOL ID	80027195	859, 887
DECAL-T&L-BM EXT FLY	80015009	881
DECAL-T&L-BM EXT FLY-SYM	80015010	881
DECAL-T&L-BM EXT INSERT	80015015	881
DECAL-T&L-BM EXT INSERT-SYM	80015016	881
DECAL-T&L-FLD BM EXT	80015007	881
DECAL-T&L-FLD BM EXT-SYM	80015008	881
DECAL-T&L-RT9150E	80015303	881
DEVICE - SCREW LOCKING	01375079	112, 171
DIAPHRAGM SWITCH #4 SAE O-RING	80014927	311
Diaphragm switch 0266 40803 1	03315228	309
DIFF.CARRIER ASSY.@ 6.43 RATIO	90018268	593, 615
DIFF.CARRIER GROUP 6.43 RATIO	90018266	613
	90018269	589
DIFFERENTIAL CARRIER AND NEST	9049112257	591, 616
DIPSTICK	7486100042	735
DIRECTIONAL CONT. VLV, 4 SECT.	80008999	251
DISC CARRIER	03042925	227
DISC, BRAKE	9049112063	615
DISC, CLUTCH	9904106470	755, 757, 761, 769
DISC, INNER CLUTCH	90015405	755, 757, 761, 769
DISC,BRAKE	9049112387	599, 623
DISCONNECT SWITCH	7872100142	816
DISCONNECT, SMALL KNIFE	9364100088	247
DOCK WASHER	80017459	657
	80023974	461
DOOR ASSY. SERVICE	90019456	833
DOOR REAR LEFT	80026468	504
DOOR REAR RIGHT	80026469	504
DOOR-FRONT	80024882	507
DOUBLE HOLLOW SCREW	03135938	321
Dowel pin 80 927 6 WEBER-HYDRA	02316830	140
DPF ASSY-SISO	80025252	821
DRAW LATCH	7585000812	519, 877
DRIVE DISC	02315081	227
	03316973	327

From - DECAL-SYMBOL ID

To - DRIVE DISC

Manitowoc Cranes

Alphabetical Index	Appendix A	
Description	Part	Page
DRIVE GROUP	03324106	329
DRIVE GROUP - LOW SPEED	90015416	739
DRIVE LINE ASSEMBLY	80000613	643
DRIVE PLATE GROUP	9356100767	669
DRIVE SCREW	9086100327	143, 185
DRIVELINE ASSEMBLY	80000664	666
	80000700	643
Driving shaft 551.40440.01 SIE	03329512	323
DRUM	9904109879	759
DRUM AND PLUG ASSEMBLY	9904109860	759
DRUM WITH PLUG	9904109872	759
DU-BUSH	03318777	157, 163
DUST HOOD	01574294	112
ELBOW	9904106058	781
	9904108023	685
ELBOW, 90 DEGREE	7406000466	829
ELBOW-HOSE TO NPT-45	80027963	665
ELBOW-HOSE TO NPT-90	80027962	657
ELECTR PARTS, TELESCOPE JIB	80018381	109
ELECTRIC, WATER & HYDRAULIC	80033017	235
ELECTRICAL CONSTRUCTION BOOM ASSE	80013789	1
ELECTRICAL PARTS ASSEMBLY - TERMI	03100441	161
ELECTRICAL PARTS-ANGLE SENSOR	03155915	135, 171
ELECTRICAL PARTS-HINGED JIB 9M	03103149	167
ELECTRICAL PARTS-LOCKING HEAD	03121449	109
ELECTRICAL PARTS-TELESCOPE CYLIND	03121448	109
ELEMENT	9437100849	533
ELEMENT, FILTER	03326047	295
	9437100555	791
ELEMENT, WATER	9414101309	666
EMERGENCY STOP SWITCH	80012192	429
EMV-CABLE CONN	03323260	135, 165, 171
EMV-socket	02318057	416
END ANGLE	01205297	111, 135, 165, 171, 401
END ASSY.TIE ROD,L.H. THD.	9049112375	601, 625
END ASSY.TIE ROD,R.H. THD.	9049112376	601, 625

From - DRIVE GROUP

To - END ASSY.TIE ROD,R.H. THD.

Manitowoc Cranes

Alphabetical Index	Appendix A	
Description	Part	Page
END-SLEEVE	02312645	209
END-SLEEVE E 1,00-8 DIN 46228	02312363	112, 209, 211
ENGINE ASSEMBLY-QSL T-4	80035746	657
ENGINE FLANGE	02315086	227
ENGINE HOOD ASSEMBLY	80027300	504
ENGINE VENT LINE	80022515	794
ESI - ENGINE RT9150E4	80027766	665
EXHAUST COVER	80026467	504
	80031177	495
EXHAUST TUBE	80026005	821
	80026010	821
EXTENSION, STEP	7418100011	471
EXTERNAL DISC	02313168	327
	02315080	227
F WASHER 12 200HV-A2 ISO 7090	01686862	219
F WASHER 12 200HV-A3C ISO 7092	00027556	95
F WASHER 16 140HV-A3C ISO 7090	00437530	19, 32, 48, 64
F WASHER 21X90X10	03005900	140
F Washer 3 -HRC38-45 ISO 7090	03315225	175, 177
F WASHER 8 200HV-A2 ISO 7089	01686701	181, 319
FACEPLATE, LIGHTED 24V.	90020653	299
FAN ASSY.	90019729	841
FAN ASSY-MW 30 SUCKER	80025243	661
FAN GUARD	80009999	793
FASTENER	7429000031	341
FASTENER, NUT 1/4" - 20 N.C.	7429000542	379, 815
FASTENER, WELL-NUT	7429000011	372
FASTENING CLAMP	01571488	107
	01571490	107
	02311473	107
FASTENING ROPE	03056183	112
FELT SEAL	03135504	323
Female insert 09 20003 2711 HA	01206422	211
FENDER, LEFT FRONT	2197110077	495
FENDER, RIGHT FRONT	2197110076	495
FERRULE, DUAL WIRE	7892001004	429

From - END-SLEEVE

To - FERRULE, DUAL WIRE

Manitowoc Cranes

Alphabetical Index	Appendix A		
Description	Part	Page	
FERRULE, SINGLE WIRE	7892001000	415	
	7892001001	429	
	7892001002	416	
FILE PLATE	02318985	19, 33, 49, 65, 77	
FILL PLATE	02318986	19, 33, 49, 65, 77	
FILL PLATE - 1MM	03055560	19, 33, 49, 65	
Fill plate t=1 AIMg3	03117684	77	
FILL PLATE T=2	03055504	19, 33, 49, 65	
Fill plate t=2 AIMg3	03117685	77	
FILLIN PIECE	03093980	18, 32	
FILLING PIECE	03093968	18, 32	
	03093969	18, 32	
	03093970	18, 32	
	03093971	18, 32	
	03093972	18, 32	
	03093973	18, 32	
	03093974	18, 32	
	03093975	18, 32	
	03093976	18, 32	
	03093977	18, 32	
	03093978	18, 32	
	03093979	18, 32	
	03093981	18, 32	
	03093982	18, 32	
	03093983	18, 32	
	03125538	21, 35	
	03125539	21, 35	
	Filling piece t=10 G-Nr.300600	03094020	48, 64
	Filling piece t=11 G-Nr.300600	03094021	48, 64
Filling piece t=12 G-Nr.300600	03094022	48, 64	
Filling piece t=13 G-Nr.300600	03094023	48, 64	
Filling piece t=14 G-Nr.300600	03094024	48, 64	
Filling piece t=15 G-Nr.300600	03094025	48, 64	
Filling piece t=16 G-Nr.300600	03094026	48, 64	
Filling piece t=17 G-Nr.300600	03094027	48, 64	
Filling piece t=18 G-Nr.300600	03094028	48, 64	
Filling piece t=19 G-Nr.300600	03094029	48, 64	
Filling piece t=20 G-Nr.300600	03094030	48, 64	
Filling piece t=21 G-Nr.300600	03094031	48, 64	
Filling piece t=22 G-Nr.300600	03094032	48, 64	

From - FERRULE, SINGLE WIRE

To - Filling piece t=22 G-Nr.300600

Manitowoc Cranes

Alphabetical Index	Appendix A	
Description	Part	Page
Filling piece t=23 G-Nr.300600	03094033	48, 64
Filling piece t=24 G-Nr.300600	03094034	48, 64
Filling piece t=25 G-Nr.300600	03094035	48, 64
Filling piece t=8 G-Nr.3006000	03094018	50, 66
Filling piece t=9 G-Nr.3006000	03094019	50, 66
FILTER	03316969	331, 361
	90018135	259
Filter 51 628 7 WEBER-HYDRAULI	02316823	140
FILTER 70325334. TYP:PI330 010	03323935	252
FILTER ASSEMBLY	7437000199	789
FILTER ASSEMBLY -	80009306	531
FILTER ASSY. AIR PRIMARY	90019453	833
FILTER ASSY. AIR SECONDARY	90019454	833
FILTER BRACKET	80013494	252
FILTER, FUEL	9414101769	666
	9414101770	666
FILTER, OIL	90019893	666
FITTING	9086100151	143
FITTING, 90 DEGREE	9053100101	185
FITTING, GREASE	90015254	647
	9049103562	599, 623
	9364101577	733
	9372103521	607, 631
FITTING, MALE TO FEMALE	7443100141	315
FITTING, ORIFICE .031	7013001112	312
FITTING,GREASE	9053100119	185
Fixing clamp HRGKS 1 B 114/67	02312488	252
FLANGE	80023298	351
	9904103677	671, 787
	9904106243	785
	9970100193	655
Flange 525.50440.04 SIEBENHAAR	03329957	323
FLANGE BOX	03327255	112, 165, 175, 177
FLANGE GROUP - INPUT	90015403	739
FLANGE GROUP - OUTPUT	90015402	739
FLANGE, SPLIT	7450000102	307, 576, 577, 657, 662, 789
	7450000103	664, 736
	7450000201	314, 663

From - Filling piece t=23 G-Nr.300600

To - FLANGE, SPLIT

Manitowoc Cranes

Alphabetical Index	Appendix A	
Description	Part	Page
FLANGE, SPLIT	7450000254	307, 662
	7450000375	577, 663
FLANGE, TUBE	9904106266	746
FLASHER ASSY.	90019827	438
FLAT WASHER - 6	01925033	181, 319
FLAT WASHER, 3/4"	7949000236	371, 657, 735
FLATWASHER	9049101980	615
	9049102036	595, 619
	9049104562	591, 615
FLATWASHER 8MM I.D.	9726100169	713
FLEXGUARD - .350" I.D.	8594000006	377, 395, 425, 491, 726, 825
FLEXGUARD - .413" I.D.	8594000005	396, 491
FLEXGUARD - .500" I.D.	8594000004	377, 395, 425, 491, 726, 825
FLEXGUARD - .750" I.D.	8594000002	425, 429, 726
FLEXGUARD - 1.00" I.D.	8594000001	425, 726, 843
FLEXGUARD - 1.250" I.D.	8594000022	239
FLEXGUARD - 1.625" I.D.	8594000023	240
FLEXGUARD, 1/4" I.D.	8594000019	377, 395, 425, 453, 491, 537, 585, 726, 825, 827, 849, 851
FLOAT ASSEMBLY - OUTRIGGER	6458000040	511
FLOODLIGHT ASSY	03054827	209
FLOOR ANGLE	80010947	349
FOOTFLANGE	03137328	127
FORK, SHIFT	9049112237	592, 617
FRONT COVER PANEL RH	80030212	495
FRONT COVER PANEL-LH	80029966	495
FRONT DASH BOTTOM COVER	80006552	379
FRONT DASH COVER	80024177	379
FRONT DECK-LH	80029964	495
FRONT DECK-RH	80029971	495
FRONT DOOR PANEL	80024878	507
FRONT RAIL	80023377	351
FRONT TOP PANEL	80025132	507
FUEL TANK ASSEMBLY	80027145	805
FUEL TANK-100 GAL	80018084	809
FUSE STRIP	03056193	401

From - FLANGE, SPLIT

To - FUSE STRIP

Manitowoc Cranes

Alphabetical Index	Appendix A	
Description	Part	Page
FUSE, 10 AMP	7482000033	401
FUSE, 100 AMP	7482000555	815
FUSE, 15 AMP	7482000032	401
FUSE, 2 AMP	7482000567	401
FUSE, 20 AMP	7482000031	401
FUSE, 3 AMP	7482000037	401
FUSE, 5 AMP	7482000035	401
FUSE, 7.5 AMP	7482000034	401
GASKET	01573449	111, 123
	01576520	111, 123, 165, 175, 177
	02210325	175, 177
	03041855	119
	03324697	127
	6794000128	663
	6794000557	663
	6794000650	664
	7794001655	661
	90015427	687
	9356100749	679
	9437100854	533
	9904101307	741
	9904103694	683
	9904106262	741
	9904106272	745
	9904106608	779
	9904107149	745
	9904107750	781
GASKET 828904-1 AMP	03041216	112, 119, 416
Gasket 88 994 6 22/32x7,3 B3	03324332	139
GASKET 963530-1 AMP	03041218	119
Gasket cpl. 01 06226 84 HYCO H	03326303	561
GASKET SET	01924351	291
	03041578	103
	03044825	227
	03045894	149
	03315219	229
	03316083	149
	03324260	149
	03326880	331
GASKET SET (FOR DIRT INDICATOR)	03326050	295
GASKET SET (FOR FILTER HOUSING)	03326049	295
Gasket set 0307284 BUCHER HYDR	03326879	361

From - FUSE, 10 AMP

To - Gasket set 0307284 BUCHER HYDR

Manitowoc Cranes

Alphabetical Index	Appendix A	
Description	Part	Page
Gasket set 055 358 1 WEBER-HYD	01927578	139
Gasket set 056 074 0 WEBER-HYD	01927579	139
Gasket set 879561/50 MONTAN-HY	03137975	99
GASKET SET CPL.	03326800	286
GASKET SET CPL. (13-PARTS)	03319816	291
Gasket set cpl. 852239/50 MONT	03324545	101
GASKET SET FOR HYDRAULIC MULTIPLE	03054353	327
GASKET-DECOMP PIPE	80016510	821
GAUGE	9437100456	533
GEAR	9049112364	600, 624
	9904109861	749
	9904109870	751
	9904109873	749
	9904109880	749
	9904109881	749
	9904109891	765
GEAR ASSY, 55T	9904109892	773
GEAR ASSY. 56T	9904109903	773
GEAR GROUP - IDLER AND OUTPUT	90015398	739
GEAR GROUP - LOW CLUTCH AND IDLER	90015394	739
GEAR GROUP - LOW SPEED	90015377	739
GEAR HUB & OUTPUT FLANGE GROUP	90015429	669
GEAR PUMP WITH PRIORITY FLOW	80026711	661
GEAR SET GROUP - INPUT DRIVE	90015376	739
GEAR, 41T PUMP DRIVE	9904103681	681
GEAR, 43T	9904103712	671
GEAR,RING	9049112391	600, 624
GEARPOTI WHEEL	03137327	127
GEAR-TAPPET GROUP CPL.	03322896	329
GLAND, ROD	90015945	607, 631
	9372103535	459
	9372103541	563
	9372103547	483
	9372103670	487
GLOW LAMP	02309610	209
GRAB HANDRAIL	80027367	496
GRILL LADDER	80029975	495
GROMMET	7506000018	453

From - Gasket set 055 358 1 WEBER-HYD

To - GROMMET

Manitowoc Cranes

Alphabetical Index	Appendix A	
Description	Part	Page
GROMMET	9880100093	649
GROMMET, RUBBER	9581100461	515
GROOVED BALL BEARING	00118223	127
	01924500	323
	02315069	223
	02315070	223
	02315072	223, 323
	02315488	327
	02316361	323
	03316985	323
	03320123	127
GUAGE, OIL LEVEL	7486002936	531
GUARD, FAN 20"	90019728	841
GUIDE	03316085	149
GUIDE ASSY.	9086101298	143
GUIDE BUSH	03316912	99
Guide bush 33 27493 00 HYCO HE	03135961	561
Guide bush 842806 183/140,1x1	03326395	99
GUIDE HEAD	03045889	149
Guide head 33 27648 00 HYCO HE	03137119	561
GUIDE PIECE	03324261	149
GUIDE PILOT - 10MM	03055173	19, 33, 49, 65, 77
GUIDE PILOT - 5MM	03055103	19, 33, 49, 65, 77
GUIDE PILOT - 6MM	03055102	19, 33, 49, 65, 77
GUIDE PILOT - 7MM	03055101	19, 33, 49, 65, 77
GUIDE PILOT - 8MM	03004192	19, 33, 49, 65, 77
GUIDE PILOT - 9MM	03055172	19, 33, 49, 65, 77
GUIDE RING	03114414	147
GUIDE TUBE	03091454	19
	03091455	33
Guide tube 30CrNiMo8 V	03091456	49
	03091457	65
	03091458	77
HALTESTANGE (SUPPORT ROD)	03007711	139
HAND PUMP	01924183	139
HAND THROTTLE ENABLE	80028811	447
HANDLE	03135676	372
	80018321	381

From - GROMMET

To - HANDLE

Manitowoc Cranes

Alphabetical Index	Appendix A	
Description	Part	Page
HANDLE, LOCKING	90016119	438
HANDLE, TEE	9926113103	657, 805
HANDLE/KNOB	90014694	843
HANDRAIL, GRAB	7511001035	519
	7511001058	461
HARNESS ASSEMBLY	80040371	849
HARNESS ASSEMBLY-	80026704	401
	80027505	387
HARNESS ASSEMBLY -	80035301	471
HARNESS ASSEMBLY-CAB	80026703	387
HARNESS ASSEMBLY-ENGINE	80027006	721
HARNESS ASSEMBLY-EXHAUST SENSORS	80026098	822
HARNESS ASSEMBLY-OVERHEAD PANEL (80026702	391
HARNESS ASSEMBLY-SEAT	80030413	372
HARNESS ASSY, LACED WIRING	03137330	127
	03155923	135
HARNESS ASSY.	90016105	437
	90020649	299
HARNESS DRUM TELECYL-ANGLE UNIT	03155932	135
HARNESS TURNTABLE-ANGLE UNIT	03155933	135
HARNESS, CENTER ASSY	90015389	248
HARNESS, FRONT BRUSH	90015390	248
HARNESS, REAR BRUSH	90015391	248
HAT BRACKET	80040303	822
HEAD	9372103133	609
	9437100706	533
HEAD ASSY, FILTER (WITH BYPASS-VA	03326046	295
HEAD CYL	9049107152	605, 629
HEAD, CYLINDER	9372103620	479
HEATER & CONTROL PANEL (24V)	80027886	297
HEATER, 750W 120V ENGINE BLOCK	7515000877	835
HEX HEAD BOLT 1 1/4 X 14" LONG	7099100018	585, 611
HEX HEAD CAP SCREW M24X100	7127292650	345
HEX HEAD NUT	00437742	193, 520
HEX HEAD NUT M6	01923998	181
HEX HEAD SCREW	00118988	157

From - HANDLE, LOCKING

To - HEX HEAD SCREW

Manitowoc Cranes

Alphabetical Index	Appendix A	
Description	Part	Page
HEX HEAD SCREW	00437203	19, 32, 48, 64, 191, 193, 195
	00437214	19, 33, 49, 65, 78
	01207375	195
	01372846	95
	01686418	181
Hex L Nut M12 8-A3C ISO 7040	00437745	22, 36, 53, 68, 87, 95, 205, 355
Hex L Nut M20 10-fIZn ISO 7040	00436503	147
HEX L NUT M8 8-A2C ISO 7040	00437743	191
HEX NUT	03045891	149
HEX NUT M10	00437643	163
HEX NUT M12 8-A3C ISO 4032	00437644	19, 33, 49, 65, 123
HEX NUT M20 8-A3C ISO 4032	00437647	19, 33, 49, 65, 78, 163
HEX NUT M24	00437648	157
Hex Nut M8 8-A2C ISO 4032	00437642	20, 34, 50, 66, 78, 79, 203, 353
Hexagon head bolt M10x120 8.8-	01577737	163
HEXAGON HEAD SCREW	00103216	147, 157
	00437182	157, 163
	00437185	159
	00437187	219
	01146806	163
Hexagon head screw M20x40 10.9	00118998	78, 321
HEXAGON NUT	00434709	157
	00437645	19, 32, 48, 64, 191, 193, 195
	00437744	157, 159, 163
Hexagon nut M10 8-A3C ISO 7042	01678799	78, 80
Hexagon nut M8 A2-70 ISO 7040	01368080	181
HF-CABLE CONNECTOR	03323258	111
HF-cable Connector 1.691.2000.	03323261	111, 175, 177
HHCS 1/4-20UNCx2.5 G8	7118142050	841
HHCS M10x130 -8.8 ISO 4017	01374678	157
HHCS M10X16 8.8-A3C ISO 4017	00437180	78
HHCS M12X30 10.9-FLZ ISO 4017	00105170	80
HHCS M12x45 -8.8 A3C	00437193	321
HHCS M12X55	01146639	22, 36, 52, 68
HHCS M12X65	00434386	219

From - HEX HEAD SCREW

To - HHCS M12X65

Manitowoc Cranes

Alphabetical Index	Appendix A	
Description	Part	Page
HHCS M12x80 -8.8 ISO 4014	7126212350	313
HHCS M16X45 8.8-A3C ISO 4017	00437204	20
HHCS M16x80 -8.8 ISO 4017	00434696	140
HHCS M20X30	01575487	140
HHCS M20x50 -10.9 ISO 4017	00119350	147
HHCS M24X220 -8.8 ISO 4014	7126293750	235
HHCS M24X70	01573850	157
HHCS M24x70 -10.9 ISO 4017	7127292153	641
HHCS M24x80 -10.9 ISO 4014	7127292350	559
HHCS M27x140 10.9/42Cr ISO4014	03317135	219
HHCS M27x160 -10.9 ISO 4014	80009333	335
HHCS M5x20 -8.8 ISO 4017	7126131153	519
HHCS M6x16 8.8-A2C ISO 4017	00437170	319
HHCS M6X16 A2-70 ISO 4017	01686425	181
HHCS M8X20 8.8-A2C ISO 4017	00027071	20, 34, 50, 66, 79
HHCS M8X25 8.8-A2C ISO 4017	00027079	191
HINGE, LEFT HAND NYLON	7519000198	387, 503, 507
HINGE, RIGHT HAND NYLON	7519000199	503, 507
HINGED JIB 11-18M 7M PART	03176617	153
HINGED JIB 11-18M 7M-PART	03098674	161
HINGED JIB 9,4M PART	03098672	155
HOIST ACCESS PLATFORM	80023375	351
HOIST ACCESS PLATFORM ASSY	80023374	349
HOISTING GEAR	03066846	319
HOLDER	03007719	7
	03056894	191
	03056895	191
	03092402	79
HOLDER ANGLE UNIT	03155916	135, 171
HOLDER, FUSE	7086001082	815
HOLDER, TOOL	7531100009	215
HOLDING	03056645	191
HOLDING FOR CABLE DRUM	03054949	123
HOLDING PLATE	03108994	195
Holding AIMg3	03099863	95
	03152306	95

From - HHCS M12x80 -8.8 ISO 4014

To - Holding AIMg3

Manitowoc Cranes

Alphabetical Index	Appendix A	
Description	Part	Page
HOLLOW HEX PLUG-BSPP G1/4	01680394	308
HOLLOW SCREW	03042922	223
Hollow screw 591.0000.14 SIEBE	03138140	321
HOOD	01683995	209
Hood 09 20003 1750 HARTING	01206421	211
HOOD GRILL	80025138	504
HOOD SIDE CTR LEFT	80025136	507
HOOD SIDE CTR RIGHT	80025135	507
HOOD SIDE FRONT LEFT	80025134	507
HOOD SIDE FRONT RIGHT	80025133	507
HOOD,DUST	01577887	129, 131
HOOD-REAR	80025140	504
HOOK	9053100042	185
HOOK & NUT ASSY.	9086101301	143
HOOK, RUBBER	7539000049	503
HOSE	03324553	321
	7550104530	219
	7550106330	219
	7550106730	219
	7550108530	219
	7555603702	578
	80012482	789
HOSE - INSULATING	01374339	123
HOSE 1/2"	7555310003	469
Hose assembly 1HC 12DN800P N	03323982	105
Hose assembly 2HC 19ES25-350P	03323981	105
Hose assembly 2HC 19ES25-830P	03317830	105
HOSE ASSY	7555101981	313
	7555220400	579
	7555412501	579
HOSE ASS'Y .5 ID X 228LG	7554322800	475
HOSE ASSY 2.50 ID	7566404600	665
HOSE ASSY TELESCOPIC JIB	03099795	95
HOSE ASSY, 1" I.D. HOT OIL	7561603960	663
HOSE ASSY, 1" I.D. X 60" LONG	7555106000	316
HOSE ASSY, 1/2" I.D X 44" LONG	7555304403	469
HOSE ASSY, 1/2" I.D. X 133"	7555313300	571

From - HOLLOW HEX PLUG-BSPP G1/4

To - HOSE ASSY, 1/2" I.D. X 133"

Manitowoc Cranes

Alphabetical Index	Appendix A	
Description	Part	Page
HOSE ASSY, 1/2" I.D. X 160"	7555316001	572, 575
HOSE ASSY, 1/2" I.D.X 90" LONG	7555309002	443
HOSE ASSY, 1/2" X 204"	7555320401	571
HOSE ASSY, 1/2" I.D. X 16" LONG	7555301602	311
HOSE ASSY, 1/2" I.D. X 32" LONG	7555303201	572, 575
HOSE ASSY, 1/2" I.D X 63" LONG	7555306301	469
HOSE ASSY, 1/4 I.D. X 100" LONG	7555110000	443
HOSE ASSY, 1/4 I.D. X 168" LONG	7555116800	574
HOSE ASSY, 1/4" I.D. X 10" LONG	7555101001	312
HOSE ASSY, 1/4" I.D. X 15" LONG	7555101501	312
HOSE ASSY, 1/4" I.D. X 19" LONG	7555101901	312
HOSE ASSY, 1/4" I.D. X 25'	8596902512	809
HOSE ASSY, 1/4" I.D. X 28" LONG	7555102801	316
HOSE ASSY, 1/4" I.D. X 40" LONG	7555104001	574
HOSE ASSY, 3/8 I.D.X 218" LONG	7555221801	572
HOSE ASSY, 3/8" I.D. X 72"	7555207201	573
HOSE ASSY, 3/8" I.D. X 78" LONG	7555207801	575, 579
HOSE ASSY, 3/8" X 24" LONG	7555202421	359
HOSE ASSY, 3/8" I.D. HYD STR/90	7555202481	312
HOSE ASSY, 3/8" I.D. X 100" LONG	7555210000	573
HOSE ASSY, 3/8" I.D. X 114" LONG	7555211401	578
HOSE ASSY, 3/8" I.D. X 127" LONG	7555212703	571
HOSE ASSY, 3/8" I.D. X 134" LONG	7555213401	664
HOSE ASSY, 3/8" I.D. X 16" LONG	7555201600	309
HOSE ASSY, 3/8" I.D. X 18" LONG	7555201801	309, 470
HOSE ASSY, 3/8" I.D. X 24" LONG	7555202400	470
HOSE ASSY, 3/8" I.D. X 28" LONG	7555202800	310
	7555202801	309
HOSE ASSY, 3/8" I.D. X 29" LONG	7555202901	310
HOSE ASSY, 3/8" I.D. X 42" LONG	7555204201	147, 573
HOSE ASSY, 3/8" I.D. X 48" LONG	7555204801	571, 572, 573
HOSE ASSY, 3/8" I.D. X 50" LONG	7555205002	575
HOSE ASSY, 3/8" I.D. X 58" LONG	7555205801	577
HOSE ASSY, 3/8" I.D. X 68" LONG	7555206800	443, 470, 572
	7555206801	575
HOSE ASSY, 3/8" I.D. X 80" LONG	7555208001	443

From - HOSE ASSY, 1/2" I.D. X 160"

To - HOSE ASSY, 3/8" I.D. X 80" LONG

Manitowoc Cranes

Alphabetical Index	Appendix A	
Description	Part	Page
HOSE ASSY, 3/8" I.D. X 96" LONG	7555209680	578
HOSE ASSY, 3/8" I.D. X 60" LONG	7555206000	577
HOSE ASSY, 3/8" I.D. X 85" LONG	7555208501	579
HOSE ASSY, 3/8" I.D. X 50" LONG	7555205000	575
HOSE ASSY, 3/8" ID X 14" LONG	7555201400	309
HOSE ASSY, 3/8" ID X 36" LONG	7555203601	310
HOSE ASSY, 5/8" I.D. X 40" LONG	7555404000	664
HOSE ASSY, USE AS REQUIRED	7542001501	736
	7555101300	314
	7555101401	311
	7555101801	316
	7555101802	311
	7555102401	311, 313
	7555108700	314
	9356100333	685
HOSE ASSY, 1/2" I.D. X 18" LONG	7555301802	311
HOSE CLAMP -0.69" MAX	7300000121	809
HOSE COUPLING	03135655	321
	03135656	321
HOSE HIGH PSI 504-36033-3 8,6	02257479	39, 55, 71, 83
HOSE, 3/8" I.D.	7555203280	578
HOSE, 5/8" I.D.	8596902528	539, 665, 843
HOSE, HEATER 3/8 ID X 11/16 OD	8596902527	662, 663, 794, 797
HOSE, HEATER 5/8" I.D. - 60.00"	8596910250	665
HOSE-1.25 SF TO ORFS	80012483	664
HOSE-1/2" ID FUEL STR-STR	7567400120	806
	7567400156	806
HOSE-5/8" ID FUEL STR-STR	7567600021	806
	7567600132	806
HOUSING	9722103790	689
	9722103791	689
	9904109896	776
HOUSING - TAB	03327156	415
HOUSING ASSY, FILTER (WITH GASKET	03326048	295
HOUSING ASSY. AXLE	90017434	595, 619
HOUSING ASSY. WATER	90022231	243
HOUSING SLEEVE	9904108178	741
HOUSING, ASSY. HYD.	90022234	243

From - HOSE ASSY, 3/8" I.D. X 96" LONG

To - HOUSING, ASSY. HYD.

Manitowoc Cranes

Alphabetical Index	Appendix A	
Description	Part	Page
HOUSING, AXLE GROUP	90017457	589, 613
HOUSING, CONVERTER	9356100235	675
HOUSING, GEAR	9722100614	689
HOUSING, SWIVEL	9086101299	143
HSK-M-EMV CABLE CONNECTION 1.6	03041139 03041141	109, 111, 203 123
HUB	9356100754 9904109895	673 776
HUB & CUP ASSY.	9049112388	600, 624
HUB & SHAFT GROUP	90017463	613
HUB ASSY. RING GEAR	9049112390	600, 624
HUB, DISC	9904109864 9904109878	757 769
HUB, IMPELLER	9356100249	673
HUD & SHAFT GROUP	90017458	589
Hushing Hsg 282087-1 3-pole Su	03041854	119
HYD HOSE ASSY	7555101600	311
HYDR HOSE ASSY	7546804510 7555101302 7555101402 7555101481 7555201581 7555201781 7555208502 7555302462 7555308502 7555402261 7555402661 7556611360 7556704110 7565303861 7565304461 7565308963	308 313 313 313 313, 315 313 443 311 443 311 311 314 308 308 308 314
HYDR. PLANT, TELESKOPIC JIB	03157608	93
HYDRAULIC RESERVOIR	80035691	531
HYDRAULIC RESERVOIR ASSEMBLY	80035692	529
HYDRAULIC-MULTIPLE-DISK BRAKE	02315068 03316972	221 321
IDLER GROUP - FORWARD HIGH CLUTCH	90015395	739
IMPELLER	9356100250	673

From - HOUSING, AXLE GROUP

To - IMPELLER

Manitowoc Cranes

Alphabetical Index	Appendix A	
Description	Part	Page
IMPELLER HUB & WHEEL GROUP	90015430	669
INDICATOR	9437100554	791
INDICATOR, DIRT	03326045	295
INDICATOR, RESTRICTION	7576000310	829
INSERT, MALE	01206427	209
INSERT, NYLON	9372103596	479
	9372103612	479
INSULATING RING	03324695	127
INSULATING WALL	03323279	401
INTEGRATED VALVE - OUTRIGGER REAR	80011167	541
INTERMEDIATE FLANGE	03316995	321
JACK LATCH	02313234	193
JAY BRACKET - KIT	7184100008	805
JIB 11M STANDARD	03176600	153
JIB 18M STANDARD	03176599	151
Jib component parts bending me	03187627	167
JPT - AMP	80013074	377, 396, 426, 429
	80013076	396, 425
JUMPER	02315699	401
JUNCTION BOX BOOM EXTENSION	03120534	169, 171
JUNIOR POWER TIMER 929940-3AMP	03041215	112, 119, 416
KEEPER	9585100055	519, 877
KEY	80037995	430
KEY, 5X6	90019828	438
KEY, IGNITION	90018981	437
KIT FENDER & DECKING	80030459	496
KIT, CAM OVERHAUL	90017521	635, 639
KIT, CAPSCREW SET	90016919	705
KIT, DICS SPRING	90011882	634, 638
KIT, DIFFERENTIAL	9049110401	592, 616
KIT, DRIVE PLATE	9356100594	693
KIT, GEAR PLATE	90016918	705
KIT, GEAR SET	90016917	705
KIT, HYD.CYLINDER SERVICE	9188101094	634, 638
KIT, LATCH	9086100639	185
KIT, LINING	9188101041	635, 639

From - IMPELLER HUB & WHEEL GROUP

To - KIT, LINING

Manitowoc Cranes

Alphabetical Index	Appendix A	
Description	Part	Page
KIT, OVERHAUL	90011883	634, 638
KIT, REPAIR	9752100996	551
KIT, RING	9904107160	757
KIT, ROTARY GROUP	90015935	702
	90015972	698
KIT, SEAL	7373000125	479
	90014436	479
	90015554	545
	90015555	545
	90015556	546
	90015821	289
	90015822	289
	90015823	289
	90015948	607, 631
	90016797	285
	90016798	285
	90016799	285
	90016800	285
	90016801	286
	90017454	605, 629
	90018289	261
	90018290	261
	90020390	841
	90022196	243
	9005100224	293
	9372103537	459
	9372103543	563
	9372103551	483
	9372103673	487
	9722221334	707
	9752101173	689
	9926106323	553
	9926108423	545, 555
	9926108435	557
	9926108644	545, 546, 581
	9926111571	557
	9926111656	551
	9926111719	545
	9926112358	545
	9926112359	485
	9926112476	441
	9926112997	545
	9926113005	557
	9926113009	239, 249
	9926113057	549
	9926113097	549

From - KIT, OVERHAUL

To - KIT, SEAL

Manitowoc Cranes

Alphabetical Index	Appendix A	
Description	Part	Page
KIT, SEAL	9926113170	545
	9926113195	545
	9926113279	289
KIT, SEAL - PUMP	90015941	702
	90015973	698
KIT, SEAL MOUNTING	9752101414	531
KIT, SEAT BELT	7576000311	372
KIT, SERVICE REPAIR	90016205	705
KIT, SPRING	9188101043	635, 639
KIT, STRAINER	9258100174	531
KIT, SWASH ASSY. GROUP	90015975	698
	90015976	702
KIT, U-JOINT BRG. W/ HARDWARE	90012588	645
KIT,HARDWARE	9049112344	591, 616
KIT,SEAL	9188101078	635, 639
	9372103134	609
KIT-SHEETMETAL O/R BOX ASSY	80023172	472
KNOB	9798100584	367
KNOB ASSY.	90020648	299
KNOB W/SET SCREW	90020652	299
KNOB, FLUTED	7511000093	371
KNOB, PLASTIC	90015333	551
KNUCKLE ASSY.	9049112362	599, 623
	9049112363	599, 623
KREPP-SPLICING TAPE 273 30X50	00554236	112
L WASHER 3 HRC44-51 DIN 7980	01374312	112, 137, 165, 173
LACED WIRING HARNESS FLT 2M	03328371	127
LACED WIRING HARNESS I/O 4	03177226	115
LACED WIRING HARNESS LMB EKS 4, A	03053175	123
LADDER	80026753	501
LADDER ASSEMBLY	80026798	495
LADDER STOWAGE	80026834	495
LADDER SUPPORT	80024539	349
LANYARD	6246001174	343
LANYARD-WIRE ROPE	80033087	838
LATCH	9364101847	247
LATCH, KIT	9086100713	144

From - KIT, SEAL

To - LATCH, KIT

Manitowoc Cranes

Alphabetical Index	Appendix A	
Description	Part	Page
LATCH, RECESSED PADDLE	7585000190	504
LEFT HAND DECK	80027255	495
LEFT HAND VALVE COVER	80014594	519
LEFT REAR FENDER	80025320	495
LEFT SIDE PANEL	80026470	504
LEFT TREAD BRACKET	80015278	803
LENS, AMBER	9581100390	537
LEVER	03056891	191
	6593000137	513
Lever holder 410 034 4 WEBER-H	02316828	140
LIFT CYLINDER ASSEMBLY	80010300	357
LIFT CYLINDER BOX (MODIFIED)	80020948	5
LIFT CYLINDER SUPPORT	80027717	365
LIFT CYLINDER SUPPORT ASSEMBLY	80027716	363
LIFTING UNIT COUNTERWEIGHT	03325213	559
LIGHT ASSEMBLY - MODIFIED STROBE	6581100074	535
LIGHT ASSY. INDICATOR	90016069	437
LIGHT, STROBE	7581100000	537
LIMIT SWITCH - WEIGHT ASSEMBLY	02304349	78, 203, 353
LIMIT SWITCH, PLUGGABLE	03004253	353
	03056536	109, 203
LINE UP TERMINAL	02315698	401
	03323139	135, 171, 401
LINEAR SENDER	03320584	109
LINE-UP TERMINAL	02251114	165, 175, 177
LINK - CONNECTING, LEFT	03063881	66, 77
LINK - CONNECTING, RIGHT	03063882	66, 77
LINK WELD	2197210037	347
LINK WELD (19MM)	6601100007	213
LINK, CONNECTING	03057070	19, 33, 49
LINK, SAFETY	9086100953	144
LINK, SWIVEL ASSY.	9053100122	185
LMI WARNING LIGHT-24V	80040286	827
LOCK NUT	02315946	231
	03042923	223
LOCK WASHER	00436163	140

From - LATCH, RECESSED PADDLE

To - LOCK WASHER

Manitowoc Cranes

Alphabetical Index	Appendix A	
Description	Part	Page
LOCK WASHER, 10MM I.D.	9515102320	713
LOCK, PLATE	9904101298	741, 745
LOCK, POSITION	9049104632	600, 624
LOCKING PIN	03091459	19
	03091460	33
Locking pin 30CrNiMo8 V	03091461	49
	03091462	65
	03091463	77
LOCKNUT	7659000081	197
	90020651	299
	9049109124	591, 615
	9364101902	645
	9372103129	609
	9576101318	713
LOCK-RING	02315943	231
LOCKWASHER	9049101377	685, 776
LOCKWASHER, 1/2"	90015251	647
LONG WIRE PIN-BLUE	80030421	416
LONG WIRE PIN-YELLOW	80030422	416
L-RING	03045893	149
LUBRICANT HOSE	03092350	20
	03120912	33
LUBRICANT HOSE L=140	03120915	77
LUBRICANT HOSE L=195	03120914	65
LUBRICANT HOSE L=230	03098519	49
LUBRICATING NIPPLE	00209834	19, 33, 49, 65, 77
	01679849	193, 323
LUFFING CYLINDER 858529	03325017	359
LUG	6608100054	481
LUG WELD	2197410000	457
M12 CAP,MALE,PLASTIC,LOOP	80030502	491
MACHINE SCREW, M5X12 SLOTTED	7121130801	373
MAGNET	7616000519	371
MAGNET, CUP	7616000517	372
MAIN VALVE BRACKET	80013362	252
MALE 90DEG ADAPTER ORFS/METRIC	80013991	312
	80013992	311
MALE ADAPTER ORFS/METRIC	80013993	312

From - LOCK WASHER, 10MM I.D.

To - MALE ADAPTER ORFS/METRIC

Manitowoc Cranes

Alphabetical Index	Appendix A	
Description	Part	Page
MALE ADAPTER ORFS/METRIC	80013994	147, 310
MALE FASTON JUMPER	80019654	377
MALE TEE ADAPTER ORFS/METRIC	80013995	311
	80013996	311
	80013997	311
MANIFOLD - OUTRIGGER CONTROL	80008124	469
MANIFOLD 9806102 NW19,19,19 SC	03317994	119
MANIFOLD 9806141 NW15-11-15 SC	03320769	119
MECH. ANGLE POSITION STANDARD	03176605	151
MICRO TIMER CONTACT 962876-1 A	03041217	119, 416
Middle spigot 411107-201 10 07	02316389	233
MIRROR ARM LEFT	01677031	333
MIRROR ARM RIGHT SIDE	02217118	333
MIRROR, 8" CONVEX	7628000025	461, 523
MODULE, ELECTRONIC I/O	03325818	115
MOTIVE SPRING	03324686	127
MOTOR	9880100092	649
MOTOR ASSY. HYD	90011991	841
MOULDING	8246964300	504, 507, 794, 797
	8496900046	504
	8496980002	349, 495, 501, 797
	8506053074	501
	8506904000	794
	8637053001	877
	8637059004	805
	9637100001	806, 815
MOULDING - USE 9290100005	6637005006	507
MOULDING, RUBBER	8246912300	504, 797
MOUNT	7638000184	735
	80029025	661
MOUNT, FLANGED RUBBER	7638100023	661
MOUNT, SHOCK	7638000203	461
MOUNTING BAND	80018081	821
MOUNTING BOX	03172788	167
MOUNTING BRACKET	80017484	453
MOUNTING GEAR	03316992	321
MOUNTING KIT	90021158	713
MOUNTING KIT - OIL COOLER	7576001743	805

From - MALE ADAPTER ORFS/METRIC

To - MOUNTING KIT - OIL COOLER

Manitowoc Cranes

Alphabetical Index	Appendix A	
Description	Part	Page
MOUNTING LINK	80026280	837
MOUNTING PARTS 1,8 M MECH	03187626	167
Mounting parts 7m hinged jib 1	03176618	161
Mounting parts 9,4m Standard	03187623	155
MOUNTING PARTS TELESCOPIC SECTION	03130061	9
MOUNTING PARTS TELESCOPIC SECTION	03130062	9
MOUNTING PARTS TELESCOPIC SECTION	03130063	9
MOUNTING PARTS TELESCOPIC SECTION	03130064	9
MOUNTING PLATE	03099903	135, 171
MT Blind plug AMP 963531-1	03317968	120, 416
MUFFLER CLAMP	7300000231	821, 837
NAMEPLATE	03324496	135, 401
NAMEPLATE 793-502 WAG	03323615	135, 401
NILOS RING	02315074	223
NIPPLE	7649000062	661, 797, 801
Nipple 2.103.21 SIEBENHAAR	03138141	321
NIPPLE, 5/8 ID TO 3/4 NPT	7649100002	661
NIPPLE, HOSE	7649000061	797
NIPPLE, HOSE 5/8 ID TO 1/2 NPT	7649000059	239
NIPPLE, LUBRICATING	00433858	20, 34, 50, 66, 77
NOSE, AUXILIARY BOOM	2189910016	197
NOT SERVICED	NS	791
NOZZLE	03135706	331
	03135715	331
	03135716	331
Nozzle 0060020 Type S D=0,30 B	03135708	361
Nozzle 0060087 Type S M5 0,60	02317469	361
Nozzle 0060183 Type S D=1,80 B	03135712	361
Nozzle 432-22488-2 POS. 246 L	01682055	39, 55, 71, 83
Nozzle 432-23781-1 LINCOLN	03041086	55, 83
NUT	01923996	112, 137, 165, 171, 173, 175, 177, 359
	03324687	127
	03324696	127
	03326796	286
	7659000180	495
	90015549	546

From - MOUNTING LINK

To - NUT

Manitowoc Cranes

Alphabetical Index	Appendix A	
Description	Part	Page
NUT	90016404	438
	90017265	286
	90020650	299
	90021164	713
	9049101653	595, 619
	9049103806	615
	9049105174	592, 617
	9049108360	591
	9049112418	601, 625
	9086100061	143
	9086100300	185
	9086101003	143
	9086101302	143
	9372103520	487
	9372103538	459, 563
	9372103549	483
	9372103704	607, 631
	9904101391	785
	9904102383	679, 787
	9904108709	781, 782
	9926107745	545, 549, 553, 555, 557, 581
NUT - M3 HEX	03315226	111
NUT S960 QL	03114415	147
NUT, 1-1/2" DIA.	9049112855	599, 623
NUT, #8-32NF WELL	7429100008	388
NUT, COIL	90013989	485
NUT, GR5	90021285	841
NUT, HANDLE	9926112030	805
NUT, HEX JAM	9364101429	247, 248
NUT, LOCK 3/4"	9364101397	248
NUT, LOCK 3/8" NYLON	90014965	841
NUT, M18 X 1.5 DIN 936	90016380	438
NUT, M20 HEX	00434712	139
NUT, PANEL	7659000193	471
NUT, RETAINING	7659000256	367, 469
	7659000287	387
	7659000811	735
	7659000857	793, 797
	7659000862	449, 496, 499, 504
NUT, RETAINING 8 X 1.25	7659190020	453
NUT, RETAINING M6	7659190019	379
NUT, SELF-LOCKING	90019825	437

From - NUT

To - NUT, SELF-LOCKING

Manitowoc Cranes

Alphabetical Index	Appendix A	
Description	Part	Page
NUT, THIN	03320927	20, 34, 50, 65, 77
NUT, WHEEL BEARING	9049104623	600, 624
NUT,JAM	9188101097	634, 638
NUT,WASHER, & O RING KIT	9437100284	791
OIL GAUGE	03316996	321
Oil tank 210 065 7 WEBER-HYDRA	02316831	140
OIL-DISPLAY TUBE	01929853	224
	03317678	321
OMS INSTALLATION	80035290	845
OPERATING MECHANISM	03317911	388
ORIFICE ADAPTER - 0.023 DIA	80019682	315
O-RING	00550699	329
	00550950	219, 227
	01369539	103
	02312186	223
	02312431	103
	02313182	227
	02313734	229
	02313735	229, 231
	02315082	227
	03041709	319
	03043010	103
	03043011	103
	03043514	561
	03043870	329
	03316991	323
	03324107	329
	03324340	323
	03324341	323
	03326795	286
	03328294	127
	7755011002	147, 309, 310, 311, 313, 316, 443, 573, 579, 789
	7755012002	147, 307, 308, 309, 312, 314, 315, 316, 359, 443, 469, 470, 571, 572, 573, 574, 575, 577, 578, 579, 664, 736
	7755014002	107, 307, 310, 311, 313, 315, 443, 470, 472, 475, 481, 571, 572, 573, 574, 575, 576, 577, 578, 661, 662, 736, 805, 809
	7755016002	310, 311, 471, 472, 578, 579, 662
	7755018002	307, 308, 309, 470, 471, 576, 661, 663, 666, 805, 809

From - NUT, THIN

To - O-RING

Manitowoc Cranes

Alphabetical Index	Appendix A	
Description	Part	Page
O-RING	7755021002	307, 314, 576, 577, 578, 661, 663, 665
	7755025002	576, 661, 663, 736, 789
	7755029002	576
	7755120000	607, 631
	7755219002	315, 664, 665
	7755222002	307, 576, 663
	7755225002	240, 307, 576, 577, 657, 662, 789
	7755232002	529, 576, 664
	7755325000	679
	7755904002	307, 311, 316, 443, 573, 574, 578, 579, 664, 689
	7755906002	107, 147, 307, 309, 310, 312, 314, 315, 316, 359, 443, 469, 470, 571, 573, 574, 575, 577, 578, 579, 789
	7755908002	239, 307, 310, 314, 315, 443, 470, 475, 481, 571, 572, 575, 577, 578, 662, 664, 736, 805, 809
	7755910000	741, 782, 805
	7755910002	471, 483, 546, 571, 579, 661, 662
	7755912002	307, 309, 314, 470, 471, 571, 576, 577, 578, 579, 663, 666, 809
	7755916002	307, 314, 315, 576, 578, 661, 663, 664, 665, 736
	7755924002	576, 736
	90015409	787
	90015543	545
	90015544	545
	90015949	702
	90015966	697
	90015967	697
	90015971	698
	90017264	286
	90018142	263
	90018144	263
	90018145	263
	90018155	267, 269
	90018161	271, 273, 279, 281
	90018162	271, 273, 279, 281
	90018287	261
	90018288	261
	90018777	438
	9049109706	592, 617

From - O-RING

To - O-RING

Manitowoc Cranes

Alphabetical Index	Appendix A	
Description	Part	Page
O-RING	9356100226	673, 775
	9356100241	746, 776
	9356100259	673
	9356100351	677
	9437100709	533
	9437100853	533
	9722105560	702
	9722105563	697
	9722105567	701
	9722105568	701
	9722105569	697, 701
	9904103500	775
	9904103699	683
	9904103722	673
	9904103783	685
	9904103792	741, 745
	9904103995	761
	9904104437	741
	9904105336	745, 746, 781
	9904105339	781, 782
	9904106024	687
	9904106074	745, 781, 782
	9904106259	741, 762
	9904106260	741
	9904106340	753
	9904106445	745, 746
	9904106463	746
	9904107573	781, 782
	9904107584	781, 782
	9904109889	771
	9904110194	785
	9926103232	443
	9926105987	689
9926106646	443	
9926111748	546	
9970100191	655	
O-ring 128x2 2.035.155 NBR 70	02312322	319, 321
O-RING 32.92X3.53	01068981	95
O-RING PLUG #6	7709000031	310
O-RING PLUG #8	7709000038	310
O’RING POLYACUL	9904103779	745
O-RING, 2"	7755228002	664, 736
O-RING, 2-PKT	90019917	713
O-RING, VALVE	9005100209	293
OUTER STOCK SUPPORT	03111878	157, 163

From - O-RING

To - OUTER STOCK SUPPORT

Manitowoc Cranes

Alphabetical Index	Appendix A	
Description	Part	Page
OUTRIGGER BEAM	80035039	475
OUTRIGGER BEAM ASSEMBLY	80035038	469
OUTRIGGER BOX	80034979	469
OUTRIGGER BOX ASSEMBLY	80034980	465
OUTSIDE MIRROR	02255928	333
OUTSIDE MIRROR WITH HOLDER	02254477	461
PAD, BRAKE	90017452	605, 629
PAD, TRAY	80018360	816
PAD, WEAR	6671000263	457
PAD-ARMREST	80036023	371
PANEL - NAME PLEATE - CRANE	7679100089	881
PANEL - NAMEPLATE CRANE	7679100090	881
PANEL - ULTRAL LOW SULFUR FUEL	80015190	882
	80035781	882
	80035782	882
PANEL ASSY FUSE AND RELAY	80027561	387
PANEL ASSY OVERHEAD CONSOLE	80027666	387
PANEL, OVERHEAD CONSOLE	7679100529	391
PANEL-CTR TOP	80025141	507
PANEL-LOW SULFUR DIESEL FUEL	80034479	882
PANEL-ULTRA LOW SULFUR FUEL-DE	80035779	882
PANEL-ULTRA LOW SULFUR FUEL-RU	80035790	882
PARALLEL	7892000935	827
PARALLEL, NON - INSULATED	7892000194	133, 377, 416, 425, 429, 491, 851
	7892000195	377, 395, 416, 491
	7892000196	343, 416
PILLOW BLOCK	7069100063	457
PILOT WIRE 2X1,0	02212600	112
PILOT WIRE 3X 0,75 SHIELDED	01067984	111
PILOT WIRE 3X1,0	02212601	119
PILOT WIRE 4X1,0	02212602	209, 211
PILOT WIRE 5X1,0 SHIELDED	02210328	165
PIN	01677780	163
	02311769	357
	02315819	223
	03054250	163

From - OUTRIGGER BEAM

To - PIN

Manitowoc Cranes

Alphabetical Index	Appendix A		
Description	Part	Page	
PIN	03056643	193	
	03056809	197	
	03056810	197	
	03063285	191	
	03063299	157, 209	
	03063300	163	
	03134800	224	
	03318779	159	
	03327016	157	
	6689001851	475	
	7689000813	248, 725	
	7689001756	471	
	7689002053	425, 429, 726	
	7689100033	585, 827	
	80018333	585, 611	
	80018334	585, 611	
	80018335	585	
	80019428	341	
	80026805	469	
	9049104622	600, 624	
	9053100043	185	
	9086101000	143	
	9086101006	143	
	9722103798	689	
	9826100014	201, 207	
	9904101326	741, 745	
	9904103696	683	
	PIN & COTTER	9086101063	472
	PIN 183024-1 SUPERSEAL AMP	03317921	119
	PIN 20	03318776	157, 163
	PIN 25	03317746	193
	Pin 30CrNiMo8 V	03087637	179
		03125626	217
	03127973	183	
	03153350	217	
	03369710	183	
Pin 505.000A.98 SIEBENHAAR	03329964	324	
Pin 505.000B.02 SIEBENHAAR	03329970	324	
Pin 505.000B.03 SIEBENHAAR	03329967	324	
PIN B-20	02252052	139	
Pin B-20 h9x590x574 St50 K ISO	01930943	78	
PIN CARRIER	03134798	223	
Pin carrier 517.0787.02 SIEBEN	03329963	324	

From - PIN

To - Pin carrier 517.0787.02 SIEBEN

Manitowoc Cranes

Alphabetical Index	Appendix A	
Description	Part	Page
Pin carrier 517.0787.03 SIEBEN	03329966	324
Pin E295	03055577	78, 80
PIN HOLDER	03056888	191
PIN REWORK-UPPER LIFT CYLINDER	80014205	139
Pin St50 K	03055191	50
PIN, 16 - 14 GA	7689000704	515, 537, 713
PIN, 18 - 16 GAGE	7689001782	395, 425, 429, 726, 851
PIN, CLEVIS	7689100036	469
PIN, COTTER	9049101545	592, 616
	9086100294	185
	9086100869	201, 207
PIN, FIFTH WHEEL	4197110076	463
PIN, GROOVED	9086100556	144
PIN, HITCH	7689000059	337
	7689000721	213
PIN, LINCH 5 X 32	00438773	78, 157, 163
PIN, LOCKOUT CYL.	80018336	585
PIN, QUICK RELEASE	9086100558	144
	9086100571	185
	9086100584	143
PIN, QUICK WITH (LANYARD)	7689100034	511
PIN, RETAINER	01925108	197, 203, 353
PIN, ROLL	9086100204	143
	9086100269	143
	9904106066	781
PIN, SPIRAL	9049108787	592, 616
PIN, W/GROOVE	9086100578	185
PIN,DOWEL	00100493	191
PIN,LATCH	9053100118	185
PIN-CAST IRON 282105-1 3-PIN S	03317922	119
PIN-COUNTERWEIGHT LOCKING	80014006	559
PINION	9049108353	592, 616
PINION GUARD	80012476	219
PINION SHAFT	03042920	223
PINION, PLANETARY	02315811	223
	02315816	223
	03042919	223
PIN-LOWER	80027233	457

From - Pin carrier 517.0787.03 SIEBEN

To - PIN-LOWER

Manitowoc Cranes

Alphabetical Index	Appendix A	
Description	Part	Page
PIN-UPPER	80027234	457
PIPE UNION	01147686	95
	01147773	95
	01576159	140
	01681324	140
	02254329	140
	02315823	223
PIPE UNION ,3/4	01921889	95
PIPE UNION, M12X1	03320928	20, 34, 50, 66, 77
PISTON	02317839	149
	03045890	149
	03103298	179
	03324262	149
	9049107148	605, 629
	9372103132	609
	9372103536	459
	9372103542	563
	9372103546	483
	9372103621	479
	9372103669	487
	9904103693	683
Piston 407 290 1 WEBER-HYDRAUL	02316827	140
Piston 430107-201 10 07 92 HYD	02316390	233
PISTON ASSY. 3.5"	90015946	607, 631
Piston guide 69 652 8 WEBER-HY	02316826	140
PISTON ROD	03042622	149
	03045888	149
Piston rod 056 606 3 MONTIERT	02212270	139
PISTON SPOOL	9904108022	691
PISTON, DISCONNECT	9904106834	775
Planetary pinion cpl. 502.4044	03329956	323
Planetary pinion cpl. 502.5044	03329952	323
	03329953	323
PLASTIC WHITE TAG	03046536	129, 131
PLASTIC, CAB WINDOW RH	80024123	379
PLATE	02210595	111, 171, 175, 177
	02253755	165
	03007835	112, 129, 131, 135, 165, 171
	03055221	191
	03055222	195
	03089054	373, 859, 887

From - PIN-UPPER

To - PLATE

Manitowoc Cranes

Alphabetical Index	Appendix A	
Description	Part	Page
PLATE	03089055	373, 859, 887
	03094054	20, 34, 50, 66, 78
	03094058	20, 34, 50, 66, 78
	03103080	20, 34, 50, 66, 79
	03108811	209
	03108812	209
	03113829	21, 35, 51, 67, 79
	03130393	22, 36, 52
	03157405	7
	03157406	140
	03327164	402
	4159110071	529, 809
	4165110203	495
	6705016148	239
	6705017939	481
	6705171145	359
	80014916	519
	80020656	585
	80025184	387
	80027538	821
	80036634	371
	9722103564	689
	9722103795	689
	9722103797	689
	9904107736	746
PLATE - COVER	6705100251	472
PLATE - FILL	03064777	191
PLATE (LADDER MOUNT)	4197110200	495
PLATE 209-703 WAGO	02210680	111, 171, 175, 177
PLATE BATTERY BOX	80010100	877
PLATE F&R CONNECTOR	80002331	387
PLATE GROUP, SIDE SET	90018660	143
PLATE S235JRG2	03128601	115
Plate S355J2G3	03125407	21, 35, 51, 67, 79
Plate S690 QL	03130392	68
Plate T=10 L=22 S690 QL	03113828	21, 35, 51, 67, 79
Plate T=14 L=26 S690 QL	03103081	20, 34, 50, 66, 79
Plate T=15 L=27 S690 QL	03094055	20, 34, 50, 66, 78
Plate T=16 L=28 S690 QL	03103082	20, 34, 50, 66, 79
Plate T=17 L=29 S690 QL	03103083	20, 34, 50, 66, 79
Plate T=18 L=30 S690 QL	03094056	20, 34, 50, 66, 78
Plate T=19 L=31 S690 QL	03103084	20, 34, 50, 66, 79

From - PLATE

To - Plate T=19 L=31 S690 QL

Manitowoc Cranes

Alphabetical Index	Appendix A	
Description	Part	Page
Plate T=20 L=32 S690 QL	03103085	20, 34, 50, 66, 79
Plate T=21 L=33 S690 QL	03103086	20, 34, 51, 66, 79
Plate T=22 L=34 S690 QL	03094057	20, 34, 50, 66, 78
Plate T=23 L=35 S690 QL	03103087	20, 34, 51, 67, 79
Plate T=24 L=36 S690 QL	03103088	20, 34, 51, 67, 79
Plate T=8; L=20 S690 QL	03113826	21, 35, 51, 67, 79
Plate T=9 L=21 S690 QL	03113827	21, 35, 51, 67, 79
Plate X5CrNi18-10	03166536	181
PLATE, ANTI 2 BLOCK	4197910236	203
PLATE, AUXILIARY NOSE SHAFT END	4189910226	197
PLATE, BACKING	90020643	299
PLATE, BAR	9053100095	185
PLATE, CAB FUSE AND MODULE	80026852	401
PLATE, CAB RELAY	80027562	401
PLATE, CAUTION	9086100137	143
PLATE, COVER	4197110008	469
	90018152	267
	90018158	269
	90018165	277
PLATE, COVER FLANGE	90022233	243
PLATE, DRIVE	90022232	243
PLATE, ENTRANCE	03138801	283
PLATE, HOLDING	03056890	157
	03056896	157
PLATE, LOCK	9904109875	767
PLATE, MOUNTING	90020645	299
PLATE, NAME	90014858	533
PLATE, NAME / RATING	9086101217	143
PLATE, RETAINER	90017453	605, 629
	9904109882	767
PLATE, SEAT MOUNT	80023842	371
PLATE, SIDE WEIGHT	90018659	143
PLATE, SPACER	6705012051	797
PLATE, STEP INNER	4197110295	472
PLATE, STEP OUTER	4197110296	472
PLATE, STOP	02314689	111

From - Plate T=20 L=32 S690 QL

To - PLATE, STOP

Manitowoc Cranes

Alphabetical Index	Appendix A	
Description	Part	Page
PLATE,ADAPTER	9049112356	615
	9049112377	603, 627
PLATE,NAME I.D.	9053100051	185
PLATE-CAC TUBE CONN	80032943	838
	80032949	838
PLATE-DIAG CONN	80012470	426
PLATE-HOSE CLAMP	80011399	664
PLATE-RAD STABILIZER	80026327	793
PLATE-RETAINER	80010291	239
	80012670	239
PLATE-SHIM	6705170804	457
	6705170875	457
PLATE-SPACER	80012181	235
PLUG	01573458	123
	01926578	415
	02210332	123, 165, 175, 177
	02311615	415
	02312440	111, 129, 171
	7242000015	387
	7364100051	515
	7709000809	429
	7709000811	299
	7709000820	239
	7709000845	211, 429
	7709000864	725
	7709000874	425, 725
	7709000883	395, 415, 425
	7709100877	825
	90015426	683
	90017449	605, 629
	90018111	259, 263
	90018112	259, 263
	90018113	259, 263
90018114	259, 263	
90018130	259, 263	
9356100306	677	
9722100372	689	
9722100974	689	
9722105556	697, 701	
9904101070	741, 742	
9904101074	741, 762	
9904101102	675, 683, 745	
9904101302	741, 745	
9904101308	741	

From - PLATE,ADAPTER

To - PLUG

Manitowoc Cranes

Alphabetical Index	Appendix A	
Description	Part	Page
PLUG	9904102361	675
	9904102366	745, 746, 776
	9904104055	741, 781, 782
	9904104462	741, 782
	9904106060	781
	9904106155	746, 776
	9904106258	691
	9904106261	741
	9904107145	746
	9904107738	745
	9904107739	745
	9926103577	689
	PLUG - FILLER HOLE	9049105631
PLUG #10	9926113295	546
PLUG BOX CA02COM-E10SL-4P-B-01	01576519	111, 165, 175, 177
PLUG CA06COM-PG10SL-4S-B-01-44	01573483	109, 111, 203
PLUG CA06COM-PG20-27S-B-01-44	01573459	131
PLUG WITH O-RING	9904101429	782
	9904106063	781
PLUG, 12 SOCKET	7709000846	133, 395, 425, 825
PLUG, 150 SERIES, 3 PASS	7364100228	725
PLUG, 2 PASS	7364100008	491
PLUG, 2 SOCKET	7709000844	240, 491, 726, 851
PLUG, 3 PIN	7709100902	426, 725
PLUG, 3 SOCKET	7709000839	426
PLUG, 4 PASS	7364003075	725
PLUG, BLEEDER	9722105555	697, 701
PLUG, BLIND WITH O-RING 25X1,5	03323264	171
PLUG, CAVITY	7892001058	725
PLUG, DRAIN	9049101920	595, 601, 619, 625
PLUG, DRC26-60S06	7709100943	725
PLUG, DTO6-12SD-C015 W/WEDGE	7709100931	425
PLUG, EXPANSION	9049104612	595, 619
PLUG, L SERIES LH1 PANEL	7242100005	372, 391
PLUG, ORIFICE	90018127	259, 263, 281
	90018133	259
	90018136	259, 263
PLUG, ORIFICE .040"	9926113171	289
PLUG, ORIFICE .070	90015551	546

From - PLUG

To - PLUG, ORIFICE .070

Manitowoc Cranes

Alphabetical Index	Appendix A	
Description	Part	Page
PLUG, ORIFICE .080"	90015820	289
PLUG, ORIFICE .155	90015552	546
PLUG, ORIFICE .5 MM	90016794	286
PLUG, ORIFICE 0.8 MM	90016785	285
PLUG, ORIFICE 2.0	90018291	261
PLUG, ORIFICE 2.0 MM	90016784	285
PLUG, ORIFICE 3.0 MM	90016789	286
PLUG, PIPE	7709000026	315
PLUG, PORT	9926111747	546
PLUG, SAE #4	7709000028	307
PLUG, SAE #8	7709800000	239
PLUG, SAE#4 (44-20)SOCKET HEAD	90014287	479
PLUG, SAE#6(56-18)SOCKET HEAD	90014288	479
PLUG, SCREW	00436695	223
	02316383	223
PLUG, SEALING	7689000503	133, 211, 240, 395, 415, 425, 429, 491, 713, 726, 825
	7826000650	726, 825, 827
PLUG,BLEEDER	9372103116	609
PLUG,BRIDGE	03011025	111, 175, 177
PLUG,DT06-3S-CEO6 W/BLUE WEDGE	7709100911	426, 725
PLUG,SCREW TYPE	9188101096	633, 637
POLE, JIB STOWAGE	7714100000	215
PORT ADAPTER BSPP/SAE O-RING	80014752	310
POST, CENTER	6714100004	239
POTENTIOMETER	02318055	123, 127
POTENTIOMETER, CONTROL, TEMP.	90020644	299
PRESS BALANCE ELEMENT	03329513	135
PRESS PICK-OFF	03327589	359
PRESS SPRING	02216682	193
PRESS. REGULATING VALVE GROUP	90015435	669
Pressure Accumulator	03329829	315
PRESSURE REDUCING VALVE	80035973	309
PRESSURE RESERVOIR ACSG 0,7 06	03317784	252
PRESSURE SENSOR 060G1600 MBS 3	03317939	308
PRESSURE SPRING	02312480	327

From - PLUG, ORIFICE .080"

To - PRESSURE SPRING

Manitowoc Cranes

Alphabetical Index	Appendix A	
Description	Part	Page
PRESSURE SPRING	02313181	227
Pressure spring 405 034 7 WEBE	02316834	140
Printed circuit board can io E	03329497	137, 173
PROP ROD	6768100157	504, 507
PROTECTION STRIP	03092275	17
	03092373	31
Protection strip G-Nr.3006000-	03092375	47
	03092377	63
PROTECTIVE COVER	03327257	112, 165
PROTECTIVE COVER 965053-1 AMP	03041213	416
PROTECTIVE COVER AMP 965643-1	03325811	119
PROTECTOR, VALVE	9005100210	293
PUMP ASSY GEAR D SERIES	80009933	661
PUMP ASSY. CHARGING	9904108054	687
PUMP ASSY. PISTON	80011232	661
	80011233	661
PUMP COVER	80025130	507
PUMP DRIVE GROUP	90015434	669
PVC-CABLE STRAND LIY 1X0,5/1,8	01374327	135, 171
	01374328	135, 171
	01374329	135, 171
QUICK RELEASE PIN	80027210	471
QUICK-PIN (WITH LANYARD)	7689100053	501
RACE	9904105373	745
Rack 33 27492 00 HYCO HENGSTLE	03135960	561
RADIATOR	80025311	797
RADIATOR ASSEMBLY	80025427	793
RADIATOR CAP	7258001468	801
RADIATOR FILL LINE	80022517	793
RADIATOR HOSE	80026801	794
RADIATOR TUBE-TOP	80025523	794
RAIL	01926022	111, 135, 165, 171, 175, 177
RAIL, MOUNTING	6730100007	401
REACTOR MEMBER	9356100755	673
REAR CAB COVER	80012661	449
REAR DECK ASSEMBLY-LH	80030912	495

From - PRESSURE SPRING

To - REAR DECK ASSEMBLY-LH

Manitowoc Cranes

Alphabetical Index	Appendix A	
Description	Part	Page
REAR DECK-LH	80031260	499
REAR DOOR PANEL	80024879	504
REAR RAIL ASSY	80023388	351
RECEPT (3P BLU WEDGE)	80012750	725
RECEPT AMP 1-967281-1 42POLE	03325812	119
RECEPT, (8P) SPLICE BLOCK	7892100026	429
RECEPT, DTO4-12PD-C015 W/WEDGE	7892100088	429
RECEPT/TABS 18POL 929504-6/AMP	02318085	377
RECEPTACLE	01148125	415
	03318953	415
RECEPTACLE 6,3-2,5 MS-GAL SN D	01148081	416
RECEPTACLE FOR TABS 963598-1 6	03041214	415
RECEPTACLE,	7364002417	415
	7892000848	425
	7892000852	491
	7892000939	239, 725
	7892000949	395, 726, 851
	7892000950	395
	7892000951	725
	7892000978	426
	7892000986	426, 429, 726
RECEPTACLE, 12 VOLT DASH MOUNT	7892000999	387
RECEPTACLE, 2 PIN	7892000836	240, 537, 713
RECEPTACLE, 3 WAY	7892100036	426, 725
RECEPTACLE, 9 PIN	7892001053	425
RECEPTACLE, DTM-3P	7892100010	585, 827
RECEPTACLE, SPLICE BLOCK	7892001036	395, 425
RECEPTACLE, TAB	03319742	112
RECEPTACLE, WITH TANG	7892000282	415
REDUCER	00557236	111
	01147908	111
	7013000517	314
REDUCER ,M25X1,5-M16X1,5	03324210	135, 171
REDUCER 7807282 NW19-15 SCHLEM	03320726	119
REDUCER 7807294 NW19-11 SCHLEM	03317995	119
REDUCER H PG16-PG13,5 EN 50262	00553046	120
REDUCER, HUMP	7734000030	829
REDUCER, M16X1,5-M12X1,5	03329514	135

From - REAR DECK-LH

To - REDUCER, M16X1,5-M12X1,5

Manitowoc Cranes

Alphabetical Index	Appendix A	
Description	Part	Page
REDUCING PIPE	00553234	140
REFLECTOR, 2" AMBER	7742000506	495
REG.VALVE/CHG.PUMP DRIVE GROUP	90015436	669
REGEN INITIATE/INHIBIT SWITCH	80017626	447
REGULATOR ASSY.	90015940	702
	90015969	698
REGULATOR VALVE GROUP	90015438	669
RELAY	90016107	437
RELAY, 24 VOLT	7750000058	415
	7750000710	401
	7750000737	401
RELIEF VALVE	02318219	140
Relief valve MVE14M-60 HAWE HY	03326408	99
RESISTANCE	02210979	135
	02318067	119, 135, 171
	03320309	402
	03320311	402
RESISTANCE 0363 2K43	03046872	112
RESISTOR - 300 OHM	80028574	853
RESISTOR ASSEMBLY 300 OHM	80040367	851
RESISTOR, 121 OHMS	7557000680	402, 415
RESISTOR-4.02K OHM	80012618	429
RETAINER	90017437	595, 619
	9904103691	683
	9926112473	441
RETAINER ASSY.	90017435	595, 619
RETAINER, SNAP RING	9904104301	775
RETAINER, SPRING	9356100283	691
	9904101338	755, 757, 769
	9904101356	755, 757, 769
	9904106332	761
	9904106489	761
Retaining Ring 140x4 Int	00028502	157, 163
RETAINING RING 165X4	01681040	85, 89, 91
Retaining ring 20X1,2 Spring s	00028205	140, 223
Retaining ring 25X1,2 Spring s	00028193	323
Retaining ring 30x1,5 Spring s	00028195	323
Retaining Ring 30x1.2	00028211	323

From - REDUCING PIPE

To - Retaining Ring 30x1.2

Manitowoc Cranes

Alphabetical Index	Appendix A	
Description	Part	Page
Retaining ring 35X1,5 Spring s	00028197	323
Retaining ring 52X2 Spring ste	00028219	323
Retaining ring 70X2,5 Spring s	00028509	231
Retaining ring 75X2,5 Spring s	00028507	323
RETAINING RING 82X2,5	03042926	227
Retaining ring NYLTITE-M3 P.S.	03320111	111, 165, 175, 177, 211
RETAINING SLIP RING	03043008	103
RETURN PLATE	02315945	231
RIGHT HAND DECK	80027254	495
RIGHT HAND FRONT VALVE COVER	80014595	519
RIGHT HAND MID VALVE COVER	80014596	519
RIGHT HAND REAR VALVE COVER	80014597	519
RIGHT REAR FENDER	80025322	495
RIGHT SIDE PANEL	80026471	504
RIGHT TREAD BRACKET	80015277	803
RING	7753001518	475
	9904102373	761
	9904106469	755, 757, 761, 769
	9904107743	681
RING & PINION SET @6.43:1	9049112360	591, 616
RING GEAR	02315812	223
	03042918	223
Ring gear 503.4402.01-300 SIEB	03329965	324
Ring gear 516.40441.01 SIEBENH	03329968	324
RING, 22X1 KEY	00553652	129, 131
RING, ADJUSTING	9049108788	592, 616
	9049108797	592, 616
RING, BACKING	9356100328	673
RING, BAFFLE	9904106291	769
RING, CENTERING	9053100096	185
RING, LOCK	9970100190	655
RING, PILOT	9356100304	687
RING, PISTON	9904103707	679
	9904103710	675, 775
	9904106358	775
	9904110465	755, 757, 762, 769
RING, RETAINER	90015938	701

From - Retaining ring 35X1,5 Spring s

To - RING, RETAINER

Manitowoc Cranes

Alphabetical Index	Appendix A	
Description	Part	Page
RING, RETAINER	90015977	698
	90019824	437
	9722105570	702
	9904103723	675
	9904107745	687, 691
	9904109855	753, 755
	9904109859	755
	9904109884	771
	9904109888	771
	9904109897	776
RING, RETAINER E-CLIP	9086100557	144
RING, RETAINING	00028210	223
RING, RETAINING	00028213	224
	00105293	224
	01207518	19, 33, 49, 65, 77
	9904101022	761
	9904101040	761
	9904101207	681
	9904101209	679, 742
	9904101215	671
	9904106292	755, 757, 761, 769
	9904106307	757
	9904106308	757
	9904106309	757
	9904106310	757
	9904106408	691
	9904106447	769
	RING, SEAL	9904101417
9904103728		675
RING, SEALING	01368741	223
RING, SNAP	00028199	50, 139
	9049108843	591, 615
	9356100229	673
	9904101077	685
	9904101334	769
	9904101348	757
	9904103567	755, 757, 769, 776
	9904103689	776
	9904103719	673
	9904103785	685
	9904103906	769
	9904104004	673, 755, 769
	9904106001	755
	9904107742	673
RING, SNAP FRONT BEARING .106	9904109876	769

From - RING, RETAINER

To - RING, SNAP FRONT BEARING .106

Manitowoc Cranes

Alphabetical Index	Appendix A	
Description	Part	Page
RING, SPLIT	9086100815	143
RING, WEAR	7753001517	475
RING,EYE LIFTING	90015978	698, 702
RING,RETAINER E-CLIP	9086100577	185
RING,SNAP	9049112365	600, 624
RIVET, POP	7760000008	343
	7760000011	879
RIVET, S.S.	90000046	247
ROD	80018893	381
ROD ASSEMBLY	90015944	607, 631
ROD ASSY,TIE	9049112373	601, 625
ROD ASSY.	9372103131	609
	9372103534	459
	9372103540	563
	9372103545	483
	9372103619	479
	9372103667	487
ROD END	9372103668	487
Roll Pin 10x80 55Si7 ISO 8752	00200067	319
ROLLER	01370278	50
	01374592	319
	03004232	163
	03063006	157, 163
ROLLER HOLDER	03108786	34, 50, 66
	03108794	20
ROLLER HOLDER 1 ASSEMBLY	03100065	157
ROLLER HOLDER 2 ASSEMBLY	03145054	157
Rope pulley 342 assembly	03156892	80
Rope pulley 342 G-Nr.2303277-4	03156867	89, 91
ROPE PULLEY 418	02309368	157, 163
Rope pulley 418 PA6G	02253761	85
ROPE PULLEY 418, ASSEMBLY	02229870	157, 163
ROPE PULLEY, ASSEMBLY	02227446	77
ROPE-PROTECTION HOLDER	03156880	78, 80
ROTARY GROUP	02315939	229
ROTARY GROUP COUPLING	02315940	231
ROTARY SHAFT SEAL	01679004	223
	02313736	229, 231

From - RING, SPLIT

To - ROTARY SHAFT SEAL

Manitowoc Cranes

Alphabetical Index	Appendix A	
Description	Part	Page
ROTARY SHAFT SEAL	02315065	223
	02317137	321
	03316987	323
ROUND	03328292	127
	03328293	127
ROUND WASHER	00027602	193
Rubber metal buffer 05000226_4	03325499	137, 173
SAE-SPLIT FLANGE HALF	01921941	314
SAE-SPLIT FLANGE HALF 1" C 62	01680184	95, 313
SAFETY DEVICE	03114402	147
	03114413	147
SATALITE ANTENNA	80014746	455
SCR COOL HOSE 3/8" ID x 8" LG	80026985	797
SCREEN ASSEMBLY	9904107152	745
SCREW	01374655	115
	9904105327	781
SCREW & LOCKWASHER	9904103178	767
SCREW PLUG	01682384	312
Screw plug G3/8A St-PM DIN 910	03329962	324
SCREW,	9049105173	592, 617
	9049106693	742, 775
	9086100994	144
	9356100650	673
	9904103697	683
	9904103755	673
	9904103916	746
	9904106056	779
	9904106269	745
	9904107151	745
	9904107737	746
	9904107740	746
SCREW, 5X50	90019826	437
SCREW, BLEEDER	90017450	605, 629
SCREW, FLANGE	7115150678	347
	7115150878	469
	7115160678	573
	7115181078	457
SCREW, GRUB	9364101821	243
SCREW, M10X20 DIN 316 WING	7099100054	535
SCREW, M4 X 12	90019809	437

From - ROTARY SHAFT SEAL

To - SCREW, M4 X 12

Manitowoc Cranes

Alphabetical Index	Appendix A	
Description	Part	Page
SCREW, M4 X 16	90019810	437
SCREW, M6	90019823	437
SCREW, PROTECTOR	9005100211	293
SCREW, SET	9372103595	479
	9372103611	479
SCREW, SET (SLOTTED)	7786000544	469, 475
SCREW, THUMB	7099001159	387
SCREW, VALVE MOUNTING	9904105328	779
SCREWED GLAND	00553052	175, 177
SEAL	90015968	698
	90017433	591, 615
	90017438	595, 619
	90017441	599, 623
	90017442	599
	9049109838	623
	9722103796	689
	9904106252	742
	9904106297	755, 757, 761, 769
Seal body 314 100 4 WEBER-HYDR	02316833	140
Seal Ring A 18x24 Cu DIN 7603	01377793	321
SEAL SET	90018151	265
SEAL, LIP	9722103685	689
SEAL, OIL	90014066	775
	90014233	776
SEAL, POCKET	9722100050	689
SEAL, RING	9632100200	689
SEAL, SHAFT	9722105557	702
	9722221335	707
SEAL,OIL	9904103701	679
	9904109139	675
Sealing membre 05 17010 21 HYC	03324154	561
SEALING RING	00117132	223
	00117134	321
Sealing ring 156405 8,5X9,7X1,	02316396	233
Sealing ring 80 865 2 A12/15,	03324331	139
Sealing ring A 12X16 Cu DIN 76	00117129	321
Sealing ring A 17X23 Cu DIN 76	01681836	323
SEAT	7798000843	367
SEAT ASSEMBLY	80036631	367

From - SCREW, M4 X 16

To - SEAT ASSEMBLY

Manitowoc Cranes

Alphabetical Index	Appendix A	
Description	Part	Page
SECURING PIN	03007467	163
	03007468	217
	03066207	179
SECURING PIN 4 SPRING STEEL GA	01067552	78, 80, 159, 163, 183, 191
SELF-ALIGNING ROLLER BEARING	02257604	321
SENDER, TEMPERATURE	7486000503	663
SENDER, TRANSMISSION TEMPERATURE	7872000723	661
SENSOR ASSY. TBAP	90019455	833
SET OF SMALL PARTS	03316084	149
SET SCREW	90018128	259
	9086100249	143
SET SCREW M20X60	02250017	21, 35, 51, 67, 79
SET SCREW M8X20 22H DIN 553	00436690	147
SET SCREW, M6X12	03043446	227
SETSCREW	9372103672	487
SHACKLE	03056898	159
	03111908	78, 353
	03125623	7
Shackle A 0,25 Fe/Zn40 DIN 821	00435782	87, 205, 355
SHACKLE, 5/8 GALVANIZED	7806100005	187
SHACKLE, 7/8" GALVANIZED	7806100006	472
SHACKLE-SCREW PIN 17MT	80015081	527
SHAFT	6810002041	347
	9049109701	592, 617
	9049112371	600, 624
	9722103792	689
	9904109856	751
	9904109886	771
	9904109898	776
	90015406	765
SHAFT ASSY, 1ST SPEED CLUTCH	90015936	701
	9049112384	599, 623
	9049112385	599, 623
SHAFT ASSY. DRIVE	9356100299	687
SHAFT ASSY. SPLINE	90015959	697
SHAFT GROUP - FORWARD CLUTCH	90015417	739
SHAFT GROUP - IDLER	90015397	739
SHAFT GROUP - LOW (1ST) SPEED CLU	90015393	739
SHAFT GROUP - OUTPUT AND REAR DIS	90015418	739

From - SECURING PIN

To - SHAFT GROUP - OUTPUT AND REAR DISCONNECT

Manitowoc Cranes

Alphabetical Index	Appendix A	
Description	Part	Page
SHAFT GROUP - REVERSE AND 2ND CLU	90015386	739
SHAFT, AUXILLIARY NOSE	6810100113	197
SHAFT, CONNECTING	9722103669	689
SHAFT, IDLER	9904109874	767
SHAFT, INPUT	9904109863	749
SHAFT, OUTPUT AND BUSHING	9904109893	775
SHAFT, TURBINE	9356100752	679
SHAFT-SPLINED	80008971	709
SHCS M10X30 8.8-A3C ISO 4762	01146955	223
SHCS M12x35 8.8-A3C ISO 4762	01146947	19, 33, 49, 65, 77, 314, 319
SHCS M12X45	00203974	22, 36
SHCS M12X50	00106068	34, 49, 65
SHCS M12X60	00106069	19, 33
SHCS M14X100 -8.8 ISO 4762	7126222654	315
SHCS M14X30	03042131	319
SHCS M14x45 8.8-A3C ISO 4762	00103757	308, 578
SHCS M6x20 -8.8 ISO 4762	7126151154	847
SHCS M6x45 -8.8 ISO 4762	01147785	107
SHCS M8x50 8.8-A2C ISO 4762	01686242	78, 203, 223, 353
SHCS M8X90	00103740	227
SHEAVE 3/4 ROPE	7718100016	199
SHEAVE ASSEMBLY	7718100017	197
SHEETMETAL, BATTERY DISC MOUNT	80027251	816
SHIFTER	7872100015	437
SHIM	4159210027	345
Shim ring 20X28X1 DIN 988	00438178	140
Shim ring 35x45x1 DIN 988	03135503	323
SHIM RING, 120X150X1	01375060	78
SHIM,	4174910012	197
	9049104652	599, 623
	9049104653	599, 623
	9049110584	591, 615
	9049110585	591, 615
	9049110586	591, 615
	9049110587	591, 615
	9904106347	775

From - SHAFT GROUP - REVERSE AND 2ND CLUTCH

To - SHIM,

Manitowoc Cranes

Alphabetical Index	Appendix A	
Description	Part	Page
SHIM,	9904106348	775
	9904106349	775
	9904106350	775
	9904107162	761
	9904107163	761
	9904107164	761
	9904107165	761
	9904107731	746
	9904109900	776
SHIM, FIFTH WHEEL	4197110213	463
SHIM,2MM	00438181	163
SHOCK, MOUNTING	7638000044	837
S-HOOK	9086100813	143
SHOULDER BOLT	80018314	341, 381
SHRINK HOSE 324-02760 IMCS(-A)	03320834	119
SHRINK HOSE 548 772 3,2-1,6 MM	02310834	112, 120, 129, 131
SHROUD	80026301	797
SHROUD FACE	80026303	797
SHROUD, FAN	90021284	841
SHUTTLE-VALVE	03325149	308
SIDE COVER PLATE LH	80012547	519
SIDE COVER PLATE RH	80012548	519
SIDE RAIL ASSY	80023406	351
SINGLE PIN CONTACT 09 67000 81	03041448	415
SLEEVE	90017443	599, 623
	9904103708	675
	9904103812	671
	9904103817	741
	9904105369	741
	9904106274	745
	9356100236	685
SLEEVE ASSY - PUMP DRIVE	9356100236	685
SLEEVE, 3/16" I.D. X 3"	9364100092	247
SLEEVE, 5/16" I.D. X 3"	9364100334	247
SLEEVE, TUBE	9904100993	745
SLEEVE, VINYL	7822000598	373
SLIDER	03012469	19, 33, 49, 65
	03054934	19, 33, 49, 65, 77
	03092214	17
	03092220	31

From - SHIM,

To - SLIDER

Manitowoc Cranes

Alphabetical Index	Appendix A	
Description	Part	Page
SLIDER	03092297	17, 31
	03092308	19, 33
	03125513	21, 35, 51, 67, 80
	03125524	21, 35
	03130372	21
	03130373	35
	03130384	17
	03130385	17
	03130386	31
	03130387	31
	03145492	17
	03145493	17
	03145494	31
	03145495	31
	Slider 1 G-No.3006000-4	03130388
	03130390	63
Slider 2 G-No.3006000-4	03145496	47
	03145498	63
Slider 3 G-No.3006000-4	03092226	47
	03092232	63
Slider 4 G-No.3006000-4	03130389	47
	03130391	63
Slider 5 G-No.3006000-4	03145497	47
	03145499	63
Slider G-No.3006000-4	03092310	49
	03092312	65
	03092314	77
	03092376	47, 63
Slider Sustaglide	03117686	77
	03130374	51
	03130375	67
	03130376	79
Slider t=16 Sustaglide	03125535	51, 67, 79
Slider t=17 Sustaglide	03125534	51, 67, 79
Slider t=18 Sustaglide	03125533	51, 67, 80
Slider t=19 Sustaglide	03125532	51, 67, 80
Slider t=20 Sustaglide	03125531	51, 67, 80
Slider t=22 Sustaglide	03125514	21, 35, 51, 67, 80
Slider t=23 Sustaglide	03125515	21, 35, 51, 67, 80
Slider t=24 Sustaglide	03125516	21, 35, 51, 67, 80
Slider t=25 Sustaglide	03125517	21, 35, 51, 67, 80
Slider t=26 Sustaglide	03125518	21, 35, 51, 67, 80

From - SLIDER

To - Slider t=26 Sustaglide

Manitowoc Cranes

Alphabetical Index	Appendix A	
Description	Part	Page
Slider t=27 Sustaglide	03125519	21, 35, 52, 67, 80
Slider t=28 Sustaglide	03125520	21, 35
Slider t=29 Sustaglide	03125521	21, 35
Slider t=30 Sustaglide	03125522	21, 35
Slider t=31 Sustaglide	03125523	21, 35
SLIDING PIECE	03103304	157
SLING, 5FT X 5/8 WIRE ROPE	7780100877	472
SLING-SYNTHETIC	80014451	527
SLIP RING	03324707	127
SLIP RING ASSY 46 CONDUCTOR	80012010	239
SLIP YOKE ASSY.	90015250	647
SLOT	01374637	112, 123, 165, 171
SLOT ChMS M3x16 A2 ISO 1207	01374639	112, 165
Slot ChMS M3x6 A2 ISO 1207	01374316	137, 173
Slot ChMS M3x8 A2 ISO 1207	01374644	137, 173
SLOT ChMS M4x10 A2 ISO 1207	01374645	111, 119
SLOT CHMS M4X8 -A2 ISO 1207	01374653	115
Slot FMS M8x30 4.8 ISO 2009	7121171300	333
SLOT, PMS M6X16	7121151001	379
SLOT, PMS M6X25	7121151201	379
SLOTTED SCREW M5X10	01374654	135, 171
SNAP HOOK	00436728	109
SNAP RING	03045892	149
Snap ring 52 356 9 WEBER-HYDRA	02316824	140
Snap ring WR 220 Spring steel	03329959	323
Snap ring WR 240 Spring steel	03329960	323
SOCKET	03046518	111, 171
Socket 09 67009 5601 9-POLIG H	02318058	415
Socket 432-23787-1 LINCOLN	03041087	39, 55, 71, 83
SOCKET HEAD SCREW M8X35	00100782	21, 35, 51, 67, 79
SOCKET,	01573460	123
	03041586	111, 123, 165, 175, 177
	7826000626	133, 211, 395, 415, 425, 429, 491, 825, 851
SOCKET, (16 - 18) 30 SERIES	7826100004	248, 425, 726
SOCKET, 16-14 GA	7826000087	248, 299, 395, 415, 426, 491

From - Slider t=27 Sustaglide

To - SOCKET, 16-14 GA

Manitowoc Cranes

Alphabetical Index	Appendix A	
Description	Part	Page
SOCKET, 20 GAUGE GOLD	7826100018	726
SOCKET, DEUTSCH 22/20 GA NI	7826100016	825
SOCKET, RELAY	7826000079	416
	7826000109	416
SOCKET-HEAD SCREW	00026283	323
	00100791	19, 33, 49, 65
	00103735	140, 323
	00437286	107
	01685817	321
Socket-head screw M12x110 8.8-	01146650	87, 205, 355
SOCKET-HEAD SCREW M12X16	03325228	20, 34, 50, 66, 79
Socket-head screw M12x40 8.8-A	00100794	52, 68, 80
SOCKET-HEAD SCREW M12X90	00103752	239
Socket-head screw M8x160 10.9-	03329961	323
SOLENOID VALVE - DIFFERENTIAL LOC	80008127	541
SOLENOID VALVE ASSEMBLY	80010095	577
SPACER	6705100248	495
	7910101702	519
	7910101703	519
	80010445	319
	80014921	519
	80023246	197
	90015962	697
	90018156	267, 269
	90018775	438
	9049108835	591, 615
	9053100047	185
	9086100987	143
	9356100225	673
	9372103519	607, 631
	9372103548	483
	9372103622	479
	9722105549	701
	9904101388	775
	9904103718	673
	9904106287	755
9904106316	761	
9904109868	761	
9904109885	771	
9904109894	775	
Spacer bolt DI 20mm M3X20 Ms R	01926941	137, 173
SPACER PUMP-RIGHT HAND	80008262	661
SPACER RING	01065128	157, 163

From - SOCKET, 20 GAUGE GOLD

To - SPACER RING

Manitowoc Cranes

Alphabetical Index	Appendix A	
Description	Part	Page
SPACER RING	02315821	223
Spacer ring G-Nr.3006000-4	02253836	78, 80
	02253845	78
Spacer ring L=14 St37.0	02253849	78
Spacer ring L=23 St35	03317562	78
Spacer ring L=37 St37.0	03318676	78
Spacer ring L=41 St37.0	02318958	78
Spacer ring L=5 St37.0	03091448	78
Spacer ring L=52 St37.0	02318959	78
Spacer ring PA6G	03130539	157, 163
	03145592	157
SPACER RING T-20	03157410	139
SPACER RING T-22	03157344	139
SPACER RING T-23	03157411	139
SPACER STOP	90018157	267, 269
SPACER T-3	03157409	139
SPACER T-4	03157408	139
SPACER T-5	03157407	139
SPACER, 1/2"	9576101316	713
SPACER, 1/8"	9576101314	713
SPACER, 3/8"	9576101315	713
SPACER, COVER	9904109697	782
SPACER, FAN	7425000606	664
SPACER-PUMP-LH	80030583	661
SPADE, SPRING	7892000993	853
SPEED SENSOR BUSHING GROUP	90015432	669
SPHERICAL BEARING	00553202	359
SPIDER ASSY.	9049112366	600, 624
SPINDLE ASSY.	90017439	599, 623
SPLIT FLANGE HALF, 1 1/4"	7450000188	308, 663
SPLIT FLANGE HALF-SAE 1-1/4"	01921936	314, 576
SPOOL ASSY.	90022235	243
SPOOL, REGULATOR VALVE	9356100279	691
SPOOL, SHIFT	9904106370	781
	9904106372	781
	9904106375	781

From - SPACER RING

To - SPOOL, SHIFT

Manitowoc Cranes

Alphabetical Index	Appendix A	
Description	Part	Page
SPOOL, SHUTTLE	9904106376	782
SPOOL, VALVE	9904103650	781
SPRING	7834000120	513
	9049109700	592, 617
	9086100555	144
	9086100579	185
	9356100282	691
	9437100682	533
	9722103799	689
	9904103651	781
	9904103692	683
	9904106359	775
	9904106371	781, 782
	9904107169	691
	9904107170	691
	9904109857	755, 757, 761, 769
SPRING 6990 009 HAWE HYDRAULIK	01927109	359
SPRING BOLT	03056889	191
SPRING BOX	03324685	127
	03324688	127
SPRING CABLE REEL	03136138	123
SPRING CABLE REEL ASSEMBLY	03137322	125
Spring plate 445974-201 11 06	02316391	233
SPRING TYPE STRAIGHT PIN 5X12	02315808	227
Spring type straight pin 80 92	02316829	140
SPRING WASHER	01146676	135, 171
	01374311	115
	01374338	123, 171
SPRING WASHER FOR SCREWED CONN	02254544	319
SPRING, BRUSH	9364100177	247
	9364100333	247
SPRING, EXPANDER	9904106367	775
SPRING, LOCKING	7834100009	345
SPRING, PRESSURE	02318956	19, 33, 49, 65, 77
	03318784	191
SPRING,CENTERING	9926112472	441
SPRING,SPACER	9926112471	441
sprocket carrier 515.40440.01	03329969	324
STABILIZER ASSY.	9086101304	143
STANDARD GEAR CPL.	03328081	221

From - SPOOL, SHUTTLE

To - STANDARD GEAR CPL.

Manitowoc Cranes

Alphabetical Index	Appendix A	
Description	Part	Page
STATOR SUPP.& OIL BAFFLE GROUP	90015431	669
STATOR SUPPORT & SLEEVE ASSY	9356100232	675
STEER LEVER	03078546	372
STEERING COLUMN (TILT/TELE)	80027679	433
STEERING CONSOLE COVER	80024122	379
STEERING CONTROL VALVE	7926100705	433
STEERING CYLINDER	03011141	147
	03323026	149
STEERING CYLINDER HYCO	03046013	149
STEERING CYLINDER ZF	03046012	149
STEP	80015767	529, 531, 805, 809
	80022948	470
	80022993	471
	80023103	470
STEP CHANNEL TREAD	80015276	803
STEP EXTENSION	80015766	529, 809
STOP	9904101103	683
STOP BLOCK	6086100034	503, 507
Stop bolt GN 613-10-AK-NI GANT	02312370	87, 205, 355
STOP BRAKE VALVE	02315199	99
	03319463	99
	03326279	319
STOP PLATE	03134776	283
	03323141	135, 171, 401
	6705100235	503, 507
STOP RING WITH WIRE ROPE SLING	03153349	217
	03153351	217
STOP, PLUG	9904106149	781
STOP, SPOOL	9904106065	781
STOP, TURN, TAIL LED RED LT	7581100049	515
STOP,SPOOL	9904103647	782
STRAINER, MESH	7437100220	843
STRAINING CLAMP	01206425	109
STRAP	9576101028	811
STRAP, ADJUSTING	9576101311	713
STRAP, GROUND	7850000046	461
STRAP, RUBBER	7418100004	735
STRING POTENTIOMETER MOUNT	80035056	847

From - STATOR SUPP.& OIL BAFFLE GROUP

To - STRING POTENTIOMETER MOUNT

Manitowoc Cranes

Alphabetical Index	Appendix A	
Description	Part	Page
STRING POTENTIOMETER, 110"	80033282	847
STRIP	03092281	17
	03092296	18
	03092355	22, 34
	03092356	22, 34
	03092379	22, 31
	03092394	22, 32
	03094015	36, 64
	03094040	36, 66
Strip t=10 G-Nr.3006000-4	03093984	47
	03094000	36, 63
	03130396	68
	03134115	52
Strip t=11 G-Nr.3006000-4	03092282	17
	03092380	22, 31
	03093985	47
	03094001	36, 63
	03130397	68
	03134116	52
Strip t=12 G-Nr.3006000-4	03092283	17
	03092381	22, 31
	03093986	47
	03094002	36, 63
	03130398	68
	03134117	52
Strip t=13 G-Nr.3006000-4	03092284	17
	03092382	22, 31
	03093987	47
	03094003	36, 63
	03130399	68
	03134118	52
Strip t=14 G-Nr.3006000-4	03092285	17
	03092383	22, 31
	03093988	47
	03094004	36, 63
	03130400	68
	03134119	52
Strip t=15 G-Nr.3006000-4	03092286	17
	03092384	22, 31
	03093989	47
	03094005	36, 63
	03130401	68
	03134120	52
Strip t=16 G-Nr.3006000-4	03092287	17
	03092385	22, 31

From - STRING POTENTIOMETER, 110"

To - Strip t=16 G-Nr.3006000-4

Manitowoc Cranes

Alphabetical Index	Appendix A	
Description	Part	Page
Strip t=16 G-Nr.3006000-4	03093990	47
	03094006	36, 63
	03130402	68
	03134121	52
Strip t=17 G-Nr.3006000-4	03092288	17
	03092386	22, 31
	03093991	47
	03094007	36, 63
	03130403	68
	03134122	52
Strip t=18 G-Nr.3006000-4	03092289	17
	03092387	22, 31
	03093992	47
	03094008	36, 63
	03130404	68
	03134123	52
Strip t=19 G-Nr.3006000-4	03092290	17
	03092388	22, 31
	03093993	47
	03094009	36, 63
	03130405	68
	03134124	52
Strip t=20 G-Nr.3006000-4	03092291	17
	03092389	22, 31
	03093994	47
	03094010	36, 63
	03130406	68
	03134125	52
Strip t=21 G-Nr.3006000-4	03092292	17
	03092390	22, 31
	03093995	47
	03094011	36, 63
	03130407	68
	03134126	52
Strip t=22 G-Nr.3006000-4	03092293	18
	03092391	22, 31
	03093996	47
	03094012	36, 63
	03130408	68
	03134127	52
Strip t=23 G-Nr.3006000-4	03092294	18
	03092392	22, 32
	03093997	48
	03094013	36, 64
	03130409	68

From - Strip t=16 G-Nr.3006000-4

To - Strip t=23 G-Nr.3006000-4

Manitowoc Cranes

Alphabetical Index	Appendix A	
Description	Part	Page
Strip t=23 G-Nr.3006000-4	03134128	52
Strip t=24 G-Nr.3006000-4	03092295	18
	03092393	22, 32
	03093998	48
	03094014	36, 64
	03130410	68
	03134129	52
Strip t=25 G-Nr.3006000-4	03093999	48
	03130411	68
	03134130	52
Strip t=8 G-Nr.3006000-4	03094036	50
	03130394	68
	03134113	52
Strip t=9 G-Nr.3006000-4	03094037	50
	03094041	36, 66
	03130395	68
	03134114	52
STRIPING, REFLECTIVE	6884000005	881
STUD	6865147860	815
	7868150200	197
	9049103500	776
	9049112353	595, 619
	9049112354	595, 619
	9049112389	600, 624
	9904103604	753, 771
	9904106459	745
	9904107156	745
	9904107769	761
STUD-7/16 NC X 3.25 LG GR 8	6865172668	665
STUD-M8-1.25 X 50 LG FULL THD	6867171060	664
STUDS, BRUSH	90015388	247
SUN WHEEL	02315810	223
Sun wheel 501.50442.02 SIEBENH	03329954	323
	03329955	323
Sun wheel 501.5501.03-300 SIEB	03042870	323
SUPPORT	03056887	195
	03086243	189
SUPPORT ANGLE	80029965	495
SUPPORT ASSEMBLY	03099935	193, 195
SUPPORT BRACKET-COUNTERWEIGHT	80013956	559
SUPPORT, ARM	80023849	371

From - Strip t=23 G-Nr.3006000-4

To - SUPPORT, ARM

Manitowoc Cranes

Alphabetical Index	Appendix A	
Description	Part	Page
SUPPORT, LEFT	03125625	7
SUPPORT, RIGHT	03125624	7
SURGE TANK	80039189	801
SURGE TANK ASSEMBLY	80039379	799
SURGE TANK INSTALLATION	80039378	793
SWING LOCK ASSEMBLY	80010483	345
SWING LOCK BLOCK WELD	80010492	347
SWITCH ASSEMBLY - LIMIT	03057659	319
SWITCH ASSY, PRESSURE	90015412	549
SWITCH ASSY, PROXIMITY NORMALLY O	80017319	585
SWITCH ASSY.	90016074	437
	90016089	437
	90016091	437
	90016095	437
SWITCH ASSY. BLOWER	90020646	299
SWITCH ASSY. INGITION	90016097	437
SWITCH ASSY. MULT-FUNCTION	90019822	437
SWITCH ASSY. ON/OFF	90020647	299
SWITCH ASSY. PRESSURE	9926113270	251
SWITCH L-SERIES AUX HOIST	80019092	372
SWITCH L-SERIES DIFF. LOCK	80005816	445
SWITCH L-SERIES LIFT UP/DOWN	80019093	373
SWITCH L-SERIES MAIN HOIST	80019091	372
SWITCH L-SERIES REAR STEER	80006228	372
SWITCH L-SERIES SKYLIGHT WIPER	80019097	391
SWITCH L-SERIES SWING BRAKE	80019096	372
SWITCH L-SERIES TELE ON/OFF	80019094	373
SWITCH, CAB TILT	7872100188	372
SWITCH, COOLANT LEVEL	80026898	801
SWITCH, LIMIT	02311008	109, 203, 353
SWITCH, SEAT	7872001408	367
SWITCH, SENSOR	9049111219	593, 617
SWITCH, TEMPERATURE	7872000720	661
SWITCH, WORK LIGHTS	7872100192	391
SWITCH,PROXIMITY NORMALLY OPEN	80017317	585
SWITCH-PRESS	80028865	579

From - SUPPORT, LEFT

To - SWITCH-PRESS

Manitowoc Cranes

Alphabetical Index	Appendix A	
Description	Part	Page
SWIVEL	7364001547	343
SWIVEL ARM	03056886	193
SWIVEL ASSEMBLY	80032847	239
Swivel bracket pin	03056885	193
SWIVEL BRACKET PIN COMPLETE	03100384	191
TAB, LOCK	9356100219	673
TAILPIPE	80030401	821
TANK - 4 QUART FLUID	7880000879	649
TAPE, FOAM	90018225	841
TAPER PLUG RIVET 4.8X10	01677976	171
TAPER PLUG RIVET 4.8X13	01204343	135
TAPERED ROLLER BEARING	02315078	223
	02315079	224
	02315947	229, 231
	02315948	229, 231
TCU AND SAT ANTENNA KIT	80018267	453
TELE HYDRAULIC LINES INSTALLATION	80038834	93
TELEMATIC CONTROL UNIT (TCU)	80009833	455
TELESCOPE CYLINDER 879561	03329409	97
TELESCOPIC PART 1	03130039	3
TELESCOPIC PART 2	03130040	3
TELESCOPIC PART 3	03130041	3
TELESCOPIC PART 4	03130042	3
TELESCOPIC PART 5	03156873	3
TERM FEMALE FCI 18-20GA (150)	80025547	725
TERM-20 FERRULE SINGLE INSUL.8	80030419	416
TERMINAL	7345001752	415
	7345001852	416
	7345191401	415, 726
	7345211401	395, 725
	7345211901	343, 416
	7345221901	343
	7345232101	726
	7345232201	248
	7345242201	248
	7892000841	725
TERMINAL BLOCK	7086100052	415
TERMINAL BOX	03103567	135, 171

From - SWIVEL

To - TERMINAL BOX

Manitowoc Cranes

Alphabetical Index	Appendix A	
Description	Part	Page
TERMINAL BOX	03114613	165
	03114615	111
TERMINAL BOX - ELECTRICAL COMPONE	03114614	109
Terminal box ACF 130 AI	03120535	175, 177
TERMINAL FEMALE 18-20	80017065	825
TERMINAL, FEMALE	7345001444	377, 395, 416, 425
	7345001744	372, 387, 396, 416
	7892000840	725
	7892000995	491
	7892100032	851
TERMINAL, FEMALE 150 GOLD	7892100102	726
TERMINAL, FM MP 630 SERIES	7892100058	395
	7892100059	377, 395
TERMINAL, GREEN CABLE SEAL	7892000254	491
TERMINAL, JUMBO KNIFE	9364100332	247
TERMINAL, LINE UP	02315215	111
TERMINAL, MALE	7345001446	377, 395
	7345001746	372, 387
Thermo excess-pressure valve 5	03326407	99
THERMOCOUPLE	03317940	529
Thin nut M22x1,5 5 DIN 80705	01147797	95
Thin nut M36x2 14H DIN 80705	03318680	95
THREAD LOCK LACQUER GRAY	01375080	135
Thresded ferrute 37 086 0 WEBE	02316822	139
Thresded ferrute 56 431 5 WEBE	03320483	139
Thresded ferrute 56 598 9 WEBE	03320484	139
TIE, CABLE (BLACK)	7850000237	721, 789, 816
	7850000805	794
TIMER HOUSING	03317499	415, 426, 429
	03327154	377, 395, 415, 429
TIMER HOUSING 1-967623-6 15SOC	03041332	395, 429
TIRE	7900100035	653
TIRE AND WHEEL ASSEMBLY	6970100087	651
TONGUE, INSULATED RING	7345211701	416
	7345241701	377, 396, 426
	7345241901	415
TRACK, CONTROL	7798100005	372
TRACK, FREE	7798100006	372

From - TERMINAL BOX

To - TRACK, FREE

Manitowoc Cranes

Alphabetical Index	Appendix A	
Description	Part	Page
TRANSMISSION ASSEMBLY - 36000 SER	80007471	735
Transmission shaft 430115-201	02315941	231
TRAY - REAR	80009325	495
TRAY MAT	80010045	525
TRAY, FRONT	2197110034	495
T-REDUCING UNION	01925956	140
TUBE	7913102401	829
	9904106059	781
	9904106255	741
	9904107146	746
	9904107157	745
	9904107158	745
	9904107733	746
	9904108421	741
TUBE ASSY	80010749	313
	80010751	313
	80010754	311
	80010755	312
	80010756	312
	80010757	312
	80010758	313
	80010759	313
	80010760	313
	80010761	313
	80010762	313
	80010763	313
	80010764	313
	80010765	313
	80010766	313
	80010770	315
	80010771	314
	80011845	307
	80011846	308
	80011850	310
	80011851	310
	80011852	308
	80012236	310
	80012237	310
	80012239	310
	80012244	309
	80012246	314
	80012247	309
	80012248	311
	80012249	308
	80012250	311

From - TRANSMISSION ASSEMBLY - 36000
SERIES

To - TUBE ASSY

Manitowoc Cranes

Alphabetical Index	Appendix A	
Description	Part	Page
TUBE ASSY	80012251	308
	80012881	309
	80012883	308
	80012885	309
	80012889	314
	80012890	314
	80012998	311
	80012999	311
	80013000	309
	80013001	314
	80019088	310
	80019145	312
	80019146	312
	80019147	312
	80019148	312
	80019149	312
	80019150	312
	80019306	312
	80019307	312
	80019367	313
	80019368	313
	80019423	313
	80020176	312
	80020177	312
	80034603	314
	80034604	314
	80034607	309
	80034609	314
	80034622	307
TUBE ASSY (3/4"), MID O/R BOX	7910101039	470
TUBE ASSY (3/4"), TOP O/R BOX	7910101038	470
TUBE ASSY (5/8"), BOT O/R BOX	7910101008	470
TUBE ASSY (5/8"), MID O/R BOX	7910101007	470
TUBE ASSY (JACK CYL EXTEND)	80010729	481
TUBE ASSY (JACK CYL RETRACT)	80010727	481
TUBE ASSY BRAKE	80031875	573
TUBE ASSY DIFF LOCK	80010896	574
TUBE ASSY PISTON PUMP DR TO DR	80010267	576
TUBE ASSY -PISTON PUMP INLET	80011286	664
TUBE ASSY, 1/2" O/R DRAIN	7910100024	575
TUBE ASS'Y-OIL COOLER OUTLET	80011321	575
TUBE ASS'Y-PORT 3 SWIVEL	80018422	576
TUBE ASS'Y-RETURN MANIFOLD	80027488	529

From - TUBE ASSY

To - TUBE ASS'Y-RETURN MANIFOLD

Manitowoc Cranes

Alphabetical Index	Appendix A	
Description	Part	Page
TUBE USE 8594109116	7913100701	319
	7913101201	319
TUBE, DIPSTICK	7910100972	735
TUBE, RUBBER 5/16 ID X 50'LONG	8596902531	794
TUBE, STEEL	03318780	159
TUBE,STROBE	9581100389	537
TUBE-INTAKE	80038046	829
TUBE-LOWER RADIATOR	80026126	797
TUBING CLAMP - 3/8"	7300100019	315, 822
TUBING, HEAT SHRINK 1/2" I.D.	8594100257	377, 416, 426, 491, 726, 825
TUBING, HEAT SHRINK 1/4" I.D.	8594100256	133, 377, 395, 416, 425, 429, 491, 827, 851
TUBING, SHRINKABLE	8594100268	402
TURBINE	9356100753	673
TURBINE SHAFT GROUP	90015433	669
TURNTABLE	80032223	219
TWISTED CAN BUS CABLE FLYR 2X0	03325977	120
U-JOINT ASSY.	90015249	647
U-JOINT BEARING WITH HARDWARE	9364101535	733
UNION EW 6-L/OMDK PARKER-ERMET	01575140	140
UNION NUT AL 6 St ISO 8434-1	00437819	39, 55, 71, 83
Unlocking cylinder cpl. MONTAN	03065721	101
USIT-sealing ring U 13,7X20X1,	01923685	315
VALVE	9722103794	689
VALVE ASSEMBLY	9904108021	691
VALVE ASSEMBLY -	80008125	541
VALVE ASSEMBLY - NEEDLE	80010920	541
VALVE ASSEMBLY - SOLENOID	03320213	252
VALVE ASSEMBLY - SOLENOID 12 VOLT	9926111720	545
VALVE ASSEMBLY - STOP BRAKE	03323958	359
VALVE ASSY,	03135704	361
VALVE ASSY, BACK PRESSURE	02313312	561
VALVE ASSY, 90 DEGREE BALL	7926100918	805
VALVE ASSY, CHECK	90015334	551
VALVE ASSY, DUAL ACCUMULATOR CHAR	7926100910	251
VALVE ASSY, NEEDLE	90015332	551

From - TUBE USE 8594109116

To - VALVE ASSY, NEEDLE

Manitowoc Cranes

Alphabetical Index	Appendix A	
Description	Part	Page
VALVE ASSY, REGULATOR	9356100643	683
VALVE ASSY.	90018115	259
	9926112479	485
VALVE ASSY. BLOCK MANIFOLD	80012381	251
VALVE ASSY. BYPASS	9437100902	533
VALVE ASSY. CART. CHECK	90015817	289
VALVE ASSY. CARTRIDGE	9926113194	545
VALVE ASSY. CHECK	90018129	259
	90018134	259, 263
	90018148	263
VALVE ASSY. CONTROL 24V.	90018762	779
VALVE ASSY. DUST EJECTION	90019458	833
VALVE ASSY. PRESS. COMPENSATOR	90015818	289
VALVE ASSY. PRESSURE CONTROL	90018119	259, 263
VALVE ASSY. SHUTTLE	90018131	259, 263
VALVE ASSY. SINGLE PORT SHIFT	9049109705	592, 617
VALVE ASSY. WAY PROP	03138806	283
VALVE ASSY. CART. FLOW REGULATOR	9926113447	557
VALVE ASSY. CART. RELIEF @ 2500	90015819	289
VALVE ASSY. MANIFOLD BODY ASSY.	90018100	255
	90018101	255
VALVE BLOCK W/CONTROL GROUP	90018110	255
VALVE CARTRIDGE	03042998	103
Valve case 312 687 0 WEBER-HYD	02316832	140
VALVE DISK 6990 005 HEILMEIER	03042354	359
VALVE FLOW CTRL 4.5 GPM 24V	80026774	541
VALVE INLINE CHECK 45PSI	80010206	239
VALVE MOUNTING PLATE	80027431	541
VALVE, 1 1/2 INLINE CHECK	7926002323	576
VALVE, ASSY. CART. RELIEF	90016779	285
	90016780	285
VALVE, CART RELIEF @ 1100 PSI	90021269	557
VALVE, CART. & COIL ASSY. 24V.	90000894	549
VALVE, CART. CHECK	90017542	239
VALVE, CART. FLOW CONTROL	90016791	286
VALVE, CART. PRESS. REDUCING	90018285	261

From - VALVE ASSY, REGULATOR

To - VALVE, CART. PRESS. REDUCING

Manitowoc Cranes

Alphabetical Index	Appendix A	
Description	Part	Page
VALVE, CART. PRESSURE RELIEF	90018284	261
VALVE, CART.& COIL ASSY. 24V.	90016782	285
VALVE, CARTRIDGE	9926106474	545
	9926108422	555
	9926113096	549
	9926113208	557
VALVE, CARTRIDGE DIRECTIONAL	9926112992	545
VALVE, CHECK	7926100927	315
VALVE, CHECK CART.	90015546	545
	90015547	545
VALVE, CHECK CART. ASSY.	90016783	285
	90016786	285
VALVE, CHECK CARTRIDGE	9926113089	545
VALVE, CHECK PO	80012095	479
	90015550	546
VALVE, DRAIN	7926000557	797
VALVE, GAS	9005100208	293
VALVE, INLET CHECK	7926002156	443
VALVE, SHUTTLE	90018132	259
	9926113169	545
VALVE,ASSY. CART. FLOW DIVIDER	90016781	285
VALVE,ASSY. CHECK, PILOT OPER.	90016793	286
VALVE,ASSY. PRESSURE RELIEF	90016792	286
VALVE,ASSY. WORK SECTION 24V.	90016790	286
VALVE,ASSY.PRESS.REDUC @ 3000	90015816	289
VALVE,CART.PROPORTIONAL RELIEF	90015548	546
VALVE,PRESS REDUCING @ 3000PSI	90015545	545
VALVE,SAFETY	01682942	359
VALVE-AXLE LOCKOUT	80008126	541
VALVE-DRAIN COCK	7926000014	794
VALVEHOUSING CPL. 6990 001 HEI	03042353	359
VALVE-SHUT OFF	80027961	657
VALVE-SHUTOFF	80011556	843
V-BELT	90012174	713
VENTILATION FILTER	02312187	224
	03319549	321, 327
Vishay 4K 00 R 0.4W 1%	03320312	402

From - VALVE, CART. PRESSURE RELIEF

To - Vishay 4K 00 R 0.4W 1%

Manitowoc Cranes

Alphabetical Index	Appendix A	
Description	Part	Page
V-SEALING RING	01930104	127
WALL PLUG BOX	03041151	119
	03046519	111
Wall plug box CA00COM-PG10SL-4	03046336	112
WASHER	00027574	191
	00437709	157, 191, 193, 195
	00438949	191
	01368030	87, 157, 163, 205, 355
	01923999	115
	02315949	231
	03046056	123
	6949000596	838
	90018147	263
	9049112368	600, 624
	9049112370	600, 624
	9049112381	603, 627
	9364101903	645
	9437100855	533
	9904100983	679, 787
	9904101392	785
	9904109902	776
Washer 156379-N02 085BL 2; PS	02315950	231
Washer 22 St-A3C ISO 8738	01576252	319
WASHER 25	01207427	193
WASHER 3 200HV-A2 ISO 7089	00434468	111, 137, 165, 173
Washer 69 651 0 WEBER-HYDRAULI	02316825	140
WASHER ASSEMBLY	9049104621	600, 624
WASHER,	7949000190	197
	7949000615	525
	9049102985	599, 600, 623, 624
	9049104641	599, 623
	9049108333	615
	9049108342	591, 615
	9049111037	591
	9086100986	143
	9086100993	144
	9086100995	143
	9722100046	689
	9904107762	746
WASHER, 1 1/4" I.D.	7949000231	585, 611
WASHER, 1" I.D. HARDENED ROUND	7949000359	235, 345, 559, 641
WASHER, 1/2" I.D. FLAT	6949000406	735
	7949000235	139, 337, 349, 351, 457, 469, 520, 641, 643, 662, 735, 821, 837

From - V-SEALING RING

To - WASHER, 1/2" I.D. FLAT

Manitowoc Cranes

Alphabetical Index	Appendix A	
Description	Part	Page
WASHER, 12 FLAT	00437529	19, 33, 49, 65
WASHER, 19 X 34 X 3 DIN 125 A	90016381	438
WASHER, 3/8" FLAT	90015598	841
WASHER, 5/16 FLAT	90015595	841
WASHER, 5/8" I.D.	7949000617	147, 664
WASHER, 7/8" I.D.	7949000237	559
WASHER, BEVELED	7949001227	371
WASHER, BLACK NYLON	7949001186	371, 379, 475
WASHER, BLACK PLASTIC	7949000623	372
WASHER, FLAT	00437531	139
WASHER, HARDENED	7949000263	349, 520, 662
	9049103739	599, 623
WASHER, HARDENED ROUND	6949000036	735, 837
	7949000534	239, 559
WASHER, HYD	02315944	231
WASHER, KEYED	7949000269	197
WASHER, LOCK	7949000346	471
	9049101705	591, 592, 616
	9086100705	144
WASHER, THRUST	7949000573	585, 611
	9049105159	592, 616
	9049108354	592, 616
	9049109185	599, 623
	9904106360	775
WASHER, SEAL	9372103114	609
WASHER, THRUST	9904109869	761
WAY-VALVE	03324808	286
	03324809	286
WEAR PAD	4150101045	475
	6671000173	365
WEAR PAD ASSY	80034260	469
WEDGE	9364102011	713
	9826100013	201, 207
WEDGE, 8 SOCKET	7364100014	299
WEIGHT 1 EN-GJL-200	02312367	87, 205, 355
WEIGHT 2 EN-GJL-200	02312366	87, 205, 355
WELDMENT	80026274	821
WHEEL ASSEMBLY	7970140702	653

From - WASHER, 12 FLAT

To - WHEEL ASSEMBLY

Manitowoc Cranes

Alphabetical Index	Appendix A	
Description	Part	Page
WHEEL NUT 3/4-16UNF Flg	80030173	651
WHEEL, SHEAVE	9086101296	143
	9086101303	143
WHEEL, STEERING	90016103	437
WHEEL, SUB	02315815	223
WIRE ROPE SLING	80014450	527
Wire rope sling 1N-ZNK 6X0,6-P	03041355	87, 205, 355
WIRE TIE BAR	80026766	821
WIRE, WHITE ELECTRICAL	8977600300	827
WIRE, WRAP	9372103671	487
WORK LIGHT 24V	80008162	471, 515
WORKING FLOODLIGHT	02254950	209
WRAP, EXHAUST	6557000690	821
WRAP, HOSE	8594000027	721
	8594000028	475
	8594000030	794
YELLOW REAR TURN LT W/GROMMET	7581100051	515
YOKE	9049112357	615
YOKE & DEFLECTOR ASSY.	9049112404	591
YOKE ASSY.	90012262	645
YOKE ASSY. W/ DUST CAP	90012594	733
YOKE PLATE	80013871	641

From - WHEEL NUT 3/4-16UNF Flg

To - YOKE PLATE

Manitowoc Cranes

Notes

Manitowoc Cranes

Numerical Index		Appendix B
Part	Description	Page
00026283	SOCKET-HEAD SCREW	323
00027071	HHCS M8X20 8.8-A2C ISO 4017	20, 34, 50, 66, 79
00027079	HHCS M8X25 8.8-A2C ISO 4017	191
00027556	F WASHER 12 200HV-A3C ISO 7092	95
00027574	WASHER	191
00027602	ROUND WASHER	193
00028193	Retaining ring 25X1,2 Spring s	323
00028195	Retaining ring 30x1,5 Spring s	323
00028197	Retaining ring 35X1,5 Spring s	323
00028199	RING, SNAP	50, 139
00028205	Retaining ring 20X1,2 Spring s	140, 223
00028210	RING, RETAINING	223
00028211	Retaining Ring 30x1.2	323
00028213	RING, RETAINING	224
00028219	Retaining ring 52X2 Spring ste	323
00028502	Retaining Ring 140x4 Int	157, 163
00028507	Retaining ring 75X2,5 Spring s	323
00028509	Retaining ring 70X2,5 Spring s	231
00100493	PIN,DOWEL	191
00100782	SOCKET HEAD SCREW M8X35	21, 35, 51, 67, 79
00100791	SOCKET-HEAD SCREW	19, 33, 49, 65
00100794	Socket-head screw M12x40 8.8-A	52, 68, 80
00103216	HEXAGON HEAD SCREW	147, 157
00103735	SOCKET-HEAD SCREW	140, 323
00103740	SHCS M8X90	227
00103752	SOCKET-HEAD SCREW M12X90	239
00103757	SHCS M14x45 8.8-A3C ISO 4762	308, 578
00105170	HHCS M12X30 10.9-FLZ ISO 4017	80
00105293	RING, RETAINING	224
00106068	SHCS M12X50	34, 49, 65
00106069	SHCS M12X60	19, 33
00106096	CAP SCREW M20X70	19, 33, 49, 65, 77
00107525	Countersunk screw M10x20 8.8-A	77
00117129	Sealing ring A 12X16 Cu DIN 76	321
00117132	SEALING RING	223
00117134	SEALING RING	321

From - 00026283

To - 00117134

Manitowoc Cranes

Numerical Index		Appendix B
Part	Description	Page
00117506	Cutting ring WALTERSCHEID S 6	39, 55, 71, 83
00118223	GROOVED BALL BEARING	127
00118988	HEX HEAD SCREW	157
00118998	Hexagon head screw M20x40 10.9	78, 321
00119350	HHCS M20x50 -10.9 ISO 4017	147
00200067	Roll Pin 10x80 55Si7 ISO 8752	319
00203974	SHCS M12X45	22, 36
00206594	BOLT, EYE	193
00209834	LUBRICATING NIPPLE	19, 33, 49, 65, 77
00433858	NIPPLE, LUBRICATING	20, 34, 50, 66, 77
00434386	HHCS M12X65	219
00434468	WASHER 3 200HV-A2 ISO 7089	111, 137, 165, 173
00434696	HHCS M16x80 -8.8 ISO 4017	140
00434709	HEXAGON NUT	157
00434712	NUT, M20 HEX	139
00435782	Shackle A 0,25 Fe/Zn40 DIN 821	87, 205, 355
00436163	LOCK WASHER	140
00436503	Hex L Nut M20 10-flZn ISO 7040	147
00436690	SET SCREW M8X20 22H DIN 553	147
00436695	PLUG, SCREW	223
00436728	SNAP HOOK	109
00436835	COTTER PIN	217
00437170	HHCS M6x16 8.8-A2C ISO 4017	319
00437180	HHCS M10X16 8.8-A3C ISO 4017	78
00437181	CAP SCREW, M10 X 20 HEX HEAD	87, 205, 355
00437182	HEXAGON HEAD SCREW	157, 163
00437183	CAP SCREW, M10X30 HEX HEAD	78
00437185	HEXAGON HEAD SCREW	159
00437187	HEXAGON HEAD SCREW	219
00437193	HHCS M12x45 -8.8 A3C	321
00437203	HEX HEAD SCREW	19, 32, 48, 64, 191, 193, 195
00437204	HHCS M16X45 8.8-A3C ISO 4017	20
00437214	HEX HEAD SCREW	19, 33, 49, 65, 78
00437286	SOCKET-HEAD SCREW	107
00437529	WASHER, 12 FLAT	19, 33, 49, 65

From - 00117506

To - 00437529

Manitowoc Cranes

Numerical Index		Appendix B
Part	Description	Page
00437530	F WASHER 16 140HV-A3C ISO 7090	19, 32, 48, 64
00437531	WASHER, FLAT	139
00437642	Hex Nut M8 8-A2C ISO 4032	20, 34, 50, 66, 78, 79, 203, 353
00437643	HEX NUT M10	163
00437644	HEX NUT M12 8-A3C ISO 4032	19, 33, 49, 65, 123
00437645	HEXAGON NUT	19, 32, 48, 64, 191, 193, 195
00437647	HEX NUT M20 8-A3C ISO 4032	19, 33, 49, 65, 78, 163
00437648	HEX NUT M24	157
00437709	WASHER	157, 191, 193, 195
00437742	HEX HEAD NUT	193, 520
00437743	HEX L NUT M8 8-A2C ISO 7040	191
00437744	HEXAGON NUT	157, 159, 163
00437745	Hex L Nut M12 8-A3C ISO 7040	22, 36, 53, 68, 87, 95, 205, 355
00437819	UNION NUT AL 6 St ISO 8434-1	39, 55, 71, 83
00438178	Shim ring 20X28X1 DIN 988	140
00438181	SHIM,2MM	163
00438773	PIN, LINCH 5 X 32	78, 157, 163
00438949	WASHER	191
00439145	COTTER PIN 5X32 ISO 1234	139, 157, 163, 319
00550515	CRIMP-TYPE CABLE SOCKET	119, 171
00550699	O-RING	329
00550950	O-RING	219, 227
00553046	REDUCER H PG16-PG13,5 EN 50262	120
00553052	SCREWED GLAND	175, 177
00553202	SPHERICAL BEARING	359
00553234	REDUCING PIPE	140
00553652	RING, 22X1 KEY	129, 131
00554236	KREPP-SPLICING TAPE 273 30X50	112
00554244	CABLE NYLON CLIP	112, 115, 129, 131
00557021	CYL ROLLER-BEARING	85, 89, 91
00557236	REDUCER	111
00559292	CAP,DUST	111, 165, 175, 177
01065128	SPACER RING	157, 163

From - 00437530

To - 01065128

Manitowoc Cranes

Numerical Index		Appendix B
Part	Description	Page
01067552	SECURING PIN 4 SPRING STEEL GA	78, 80, 159, 163, 183, 191
01067984	PILOT WIRE 3X 0,75 SHIELDED	111
01068981	O-RING 32.92X3.53	95
01146639	HHCS M12X55	22, 36, 52, 68
01146650	Socket-head screw M12x110 8.8-	87, 205, 355
01146676	SPRING WASHER	135, 171
01146806	HEXAGON HEAD SCREW	163
01146823	*L WASHER 4 A3C DIN 128 A	111, 119
01146947	SHCS M12x35 8.8-A3C ISO 4762	19, 33, 49, 65, 77, 314, 319
01146955	SHCS M10X30 8.8-A3C ISO 4762	223
01146978	CAP SCREW, M12X45 SOCKET HEAD	95
01147202	CAP SCREW, SOCKET HEAD M6X35	107
01147344	COTTER PIN 3.2X20 ST ISO 1234	191
01147382	CAP SCREW M12X80 -8.8	19, 33, 49, 65
01147686	PIPE UNION	95
01147773	PIPE UNION	95
01147785	SHCS M6x45 -8.8 ISO 4762	107
01147797	Thin nut M22x1,5 5 DIN 80705	95
01147908	REDUCER	111
01148081	RECEPTACLE 6,3-2,5 MS-GAL SN D	416
01148125	RECEPTACLE	415
01148154	CRIMP-TYPE CABLE SOCKET	135
01204343	TAPER PLUG RIVET 4.8X13	135
01205297	END ANGLE	111, 135, 165, 171, 401
01206421	Hood 09 20003 1750 HARTING	211
01206422	Female insert 09 20003 2711 HA	211
01206425	STRAINING CLAMP	109
01206427	INSERT, MALE	209
01207375	HEX HEAD SCREW	195
01207427	WASHER 25	193
01207518	RING, RETAINING	19, 33, 49, 65, 77
01368030	WASHER	87, 157, 163, 205, 355
01368080	Hexagon nut M8 A2-70 ISO 7040	181
01368741	RING, SEALING	223
01369539	O-RING	103

From - 01067552

To - 01369539

Manitowoc Cranes

Numerical Index		Appendix B
Part	Description	Page
01370278	ROLLER	50
01370458	CABLE FLRY-B 1,0 BN DIN 72551	165, 175, 177
01370501	CONN - CABLE	111
01370502	CABLE CONN	209, 211
01370503	CONN, CABLE	209
01372640	CAP,DUST	111, 175, 177
01372846	HEX HEAD SCREW	95
01373882	COUNTERSUNK SCREW M10X60	139
01374311	SPRING WASHER	115
01374312	L WASHER 3 HRC44-51 DIN 7980	112, 137, 165, 173
01374316	Slot ChMS M3x6 A2 ISO 1207	137, 173
01374327	PVC-CABLE STRAND LIY 1X0,5/1,8	135, 171
01374328	PVC-CABLE STRAND LIY 1X0,5/1,8	135, 171
01374329	PVC-CABLE STRAND LIY 1X0,5/1,8	135, 171
01374338	SPRING WASHER	123, 171
01374339	HOSE - INSULATING	123
01374592	ROLLER	319
01374637	SLOT	112, 123, 165, 171
01374639	SLOT ChMS M3x16 A2 ISO 1207	112, 165
01374644	Slot ChMS M3x8 A2 ISO 1207	137, 173
01374645	SLOT ChMS M4x10 A2 ISO 1207	111, 119
01374653	SLOT CHMS M4X8 -A2 ISO 1207	115
01374654	SLOTTED SCREW M5X10	135, 171
01374655	SCREW	115
01374678	HHCS M10x130 -8.8 ISO 4017	157
01375060	SHIM RING, 120X150X1	78
01375079	DEVICE - SCREW LOCKING	112, 171
01375080	THREAD LOCK LACQUER GRAY	135
01375640	CABLE CONNECTOR 90368 PG16/11.	129
01377793	Seal Ring A 18x24 Cu DIN 7603	321
01571488	FASTENING CLAMP	107
01571490	FASTENING CLAMP	107
01573449	GASKET	111, 123
01573458	PLUG	123
01573459	PLUG CA06COM-PG20-27S-B-01-44	131
01573460	SOCKET,	123

From - 01370278

To - 01573460

Manitowoc Cranes

Numerical Index		Appendix B
Part	Description	Page
01573483	PLUG CA06COM-PG10SL-4S-B-01-44	109, 111, 203
01573850	HHCS M24X70	157
01574294	DUST HOOD	112
01575140	UNION EW 6-L/OMDK PARKER-ERMET	140
01575487	HHCS M20X30	140
01576159	PIPE UNION	140
01576173	6L BARREL TEE	140
01576252	Washer 22 St-A3C ISO 8738	319
01576519	PLUG BOX CA02COM-E10SL-4P-B-01	111, 165, 175, 177
01576520	GASKET	111, 123, 165, 175, 177
01577737	Hexagon head bolt M10x120 8.8-	163
01577887	HOOD,DUST	129, 131
01677031	MIRROR ARM LEFT	333
01677033	BASE PLATE	333
01677153	CYLINDRICAL ROLLER-BEARING	157, 163
01677780	PIN	163
01677976	TAPER PLUG RIVET 4.8X10	171
01678799	Hexagon nut M10 8-A3C ISO 7042	78, 80
01679004	ROTARY SHAFT SEAL	223
01679849	LUBRICATING NIPPLE	193, 323
01680184	SAE-SPLIT FLANGE HALF 1" C 62	95, 313
01680394	HOLLOW HEX PLUG-BSPP G1/4	308
01681040	RETAINING RING 165X4	85, 89, 91
01681324	PIPE UNION	140
01681836	Sealing ring A 17X23 Cu DIN 76	323
01682055	Nozzle 432-22488-2 POS. 246 L	39, 55, 71, 83
01682384	SCREW PLUG	312
01682942	VALVE,SAFETY	359
01683995	HOOD	209
01684395	CAP SCREW, M16 X 150MM HEX HEAD	191
01685817	SOCKET-HEAD SCREW	321
01686242	SHCS M8x50 8.8-A2C ISO 4762	78, 203, 223, 353
01686418	HEX HEAD SCREW	181
01686425	HHCS M6X16 A2-70 ISO 4017	181
01686701	F WASHER 8 200HV-A2 ISO 7089	181, 319
01686862	F WASHER 12 200HV-A2 ISO 7090	219

From - 01573483

To - 01686862

Manitowoc Cranes

Numerical Index		Appendix B
Part	Description	Page
01921889	PIPE UNION ,3/4	95
01921936	SPLIT FLANGE HALF-SAE 1-1/4"	314, 576
01921941	SAE-SPLIT FLANGE HALF	314
01923685	USIT-sealing ring U 13,7X20X1,	315
01923996	NUT	112, 137, 165, 171, 173, 175, 177, 359
01923998	HEX HEAD NUT M6	181
01923999	WASHER	115
01924182	CAB LIFT CYLINDER	139
01924183	HAND PUMP	139
01924351	GASKET SET	291
01924352	CHANGE VALVE NG6 CPL.	291
01924500	GROOVED BALL BEARING	323
01925033	FLAT WASHER - 6	181, 319
01925108	PIN, RETAINER	197, 203, 353
01925956	T-REDUCING UNION	140
01926022	RAIL	111, 135, 165, 171, 175, 177
01926578	PLUG	415
01926941	Spacer bolt DI 20mm M3X20 Ms R	137, 173
01927109	SPRING 6990 009 HAWE HYDRAULIK	359
01927578	Gasket set 055 358 1 WEBER-HYD	139
01927579	Gasket set 056 074 0 WEBER-HYD	139
01929853	OIL-DISPLAY TUBE	224
01930104	V-SEALING RING	127
01930943	Pin B-20 h9x590x574 St50 K ISO	78
02210184	CROSS-CONNECTION 279-402 WAGO	112
02210324	BOX, PLUG	165, 175, 177
02210325	GASKET	175, 177
02210328	PILOT WIRE 5X1,0 SHIELDED	165
02210332	PLUG	123, 165, 175, 177
02210595	PLATE	111, 171, 175, 177
02210680	PLATE 209-703 WAGO	111, 171, 175, 177
02210979	RESISTANCE	135
02212270	Piston rod 056 606 3 MONTIERT	139
02212600	PILOT WIRE 2X1,0	112
02212601	PILOT WIRE 3X1,0	119

From - 01921889

To - 02212601

Manitowoc Cranes

Numerical Index		Appendix B
Part	Description	Page
02212602	PILOT WIRE 4X1,0	209, 211
02214308	CONNECTING ADAPTER	140
02214703	CABLE FLRY-B 0,5 WH DIN 72551	119, 135, 137, 171, 173
02214704	CABLE FLRY-B 1,0 WH DIN 72551	111, 165, 175, 177
02216682	PRESS SPRING	193
02217118	MIRROR ARM RIGHT SIDE	333
02227446	ROPE PULLEY, ASSEMBLY	77
02229870	ROPE PULLEY 418, ASSEMBLY	157, 163
02250017	SET SCREW M20X60	21, 35, 51, 67, 79
02251114	LINE-UP TERMINAL	165, 175, 177
02251403	ADAPTER	20, 33, 49, 65, 77, 219
02252052	PIN B-20	139
02253755	PLATE	165
02253761	Rope pulley 418 PA6G	85
02253836	Spacer ring G-Nr.3006000-4	78, 80
02253845	Spacer ring G-Nr.3006000-4	78
02253849	Spacer ring L=14 St37.0	78
02254329	PIPE UNION	140
02254477	OUTSIDE MIRROR WITH HOLDER	461
02254544	SPRING WASHER FOR SCREWED CONN	319
02254950	WORKING FLOODLIGHT	209
02255928	OUTSIDE MIRROR	333
02256891	AXIAL PISTON MOTOR A2FM	219
02257093	BUSH, 0.5-2.1MM	415
02257479	HOSE HIGH PSI 504-36033-3 8,6	39, 55, 71, 83
02257604	SELF-ALIGNING ROLLER BEARING	321
02304349	LIMIT SWITCH - WEIGHT ASSEMBLY	78, 203, 353
02309368	ROPE PULLEY 418	157, 163
02309610	GLOW LAMP	209
02310834	SHRINK HOSE 548 772 3,2-1,6 MM	112, 120, 129, 131
02311008	SWITCH, LIMIT	109, 203, 353
02311473	FASTENING CLAMP	107
02311615	PLUG	415
02311769	PIN	357
02311780	ANGLE PIPE UNION	20, 33, 49, 65, 77
02311919	BUSH - INSULATING	415

From - 02212602

To - 02311919

Manitowoc Cranes

Numerical Index		Appendix B
Part	Description	Page
02312186	O-RING	223
02312187	VENTILATION FILTER	224
02312322	O-ring 128x2 2.035.155 NBR 70	319, 321
02312363	END-SLEEVE E 1,00-8 DIN 46228	112, 209, 211
02312366	WEIGHT 2 EN-GJL-200	87, 205, 355
02312367	WEIGHT 1 EN-GJL-200	87, 205, 355
02312369	Coil chain G 6x24 bk DIN 5685-	87, 205, 355
02312370	Stop bolt GN 613-10-AK-NI GANT	87, 205, 355
02312431	O-RING	103
02312440	PLUG	111, 129, 171
02312480	PRESSURE SPRING	327
02312488	Fixing clamp HRGKS 1 B 114/67	252
02312645	END-SLEEVE	209
02313168	EXTERNAL DISC	327
02313181	PRESSURE SPRING	227
02313182	O-RING	227
02313234	JACK LATCH	193
02313312	VALVE ASSY, BACK PRESSURE	561
02313734	O-RING	229
02313735	O-RING	229, 231
02313736	ROTARY SHAFT SEAL	229, 231
02314212	CONNECTOR - PLUG	119
02314689	PLATE, STOP	111
02315065	ROTARY SHAFT SEAL	223
02315068	HYDRAULIC-MULTIPLE-DISK BRAKE	221
02315069	GROOVED BALL BEARING	223
02315070	GROOVED BALL BEARING	223
02315071	BEARING, PLANETARY PINION	223
02315072	GROOVED BALL BEARING	223, 323
02315073	BEARING, PLANETARY PINION	223
02315074	NILOS RING	223
02315078	TAPERED ROLLER BEARING	223
02315079	TAPERED ROLLER BEARING	224
02315080	EXTERNAL DISC	227
02315081	DRIVE DISC	227
02315082	O-RING	227

From - 02312186

To - 02315082

Manitowoc Cranes

Numerical Index		Appendix B
Part	Description	Page
02315085	CONTROL UNIT	227
02315086	ENGINE FLANGE	227
02315199	STOP BRAKE VALVE	99
02315215	TERMINAL, LINE UP	111
02315488	GROOVED BALL BEARING	327
02315698	LINE UP TERMINAL	401
02315699	JUMPER	401
02315808	SPRING TYPE STRAIGHT PIN 5X12	227
02315810	SUN WHEEL	223
02315811	PINION, PLANETARY	223
02315812	RING GEAR	223
02315815	WHEEL, SUB	223
02315816	PINION, PLANETARY	223
02315819	PIN	223
02315821	SPACER RING	223
02315823	PIPE UNION	223
02315939	ROTARY GROUP	229
02315940	ROTARY GROUP COUPLING	231
02315941	Transmission shaft 430115-201	231
02315942	BEARING RING	229, 231
02315943	LOCK-RING	231
02315944	WASHER, HYD	231
02315945	RETURN PLATE	231
02315946	LOCK NUT	231
02315947	TAPERED ROLLER BEARING	229, 231
02315948	TAPERED ROLLER BEARING	229, 231
02315949	WASHER	231
02315950	Washer 156379-N02 085BL 2; PS	231
02315951	Button head screw 831103-N02 1	231
02316361	GROOVED BALL BEARING	323
02316383	PLUG, SCREW	223
02316385	CONNECTION BOARD	229
02316387	Cylinder 421299-201 10 07 92 H	233
02316388	Control plate 449359-201 10 06	233
02316389	Middle spigot 411107-201 10 07	233
02316390	Piston 430107-201 10 07 92 HYD	233

From - 02315085

To - 02316390

Manitowoc Cranes

Numerical Index		Appendix B
Part	Description	Page
02316391	Spring plate 445974-201 11 06	233
02316395	Cup spring 411160-201 11 07 90	233
02316396	Sealing ring 156405 8,5X9,7X1,	233
02316822	Thresded ferrute 37 086 0 WEBE	139
02316823	Filter 51 628 7 WEBER-HYDRAULI	140
02316824	Snap ring 52 356 9 WEBER-HYDRA	140
02316825	Washer 69 651 0 WEBER-HYDRAULI	140
02316826	Piston guide 69 652 8 WEBER-HY	140
02316827	Piston 407 290 1 WEBER-HYDRAUL	140
02316828	Lever holder 410 034 4 WEBER-H	140
02316829	Spring type straight pin 80 92	140
02316830	Dowel pin 80 927 6 WEBER-HYDRA	140
02316831	Oil tank 210 065 7 WEBER-HYDRA	140
02316832	Valve case 312 687 0 WEBER-HYD	140
02316833	Seal body 314 100 4 WEBER-HYDR	140
02316834	Pressure spring 405 034 7 WEBE	140
02316835	Cam cpl. 405 313 3 WEBER-HYDRA	140
02317137	ROTARY SHAFT SEAL	321
02317469	Nozzle 0060087 Type S M5 0,60	361
02317839	PISTON	149
02318052	CONNECTOR	165
02318055	POTENTIOMETER	123, 127
02318057	EMV-socket	416
02318058	Socket 09 67009 5601 9-POLIG H	415
02318067	RESISTANCE	119, 135, 171
02318085	RECEPT/TABS 18POL 929504-6/AMP	377
02318219	RELIEF VALVE	140
02318261	CABLE FLRY-B 0,5 BN DIN 72551	119
02318956	SPRING, PRESSURE	19, 33, 49, 65, 77
02318958	Spacer ring L=41 St37.0	78
02318959	Spacer ring L=52 St37.0	78
02318985	FILE PLATE	19, 33, 49, 65, 77
02318986	FILL PLATE	19, 33, 49, 65, 77
03004192	GUIDE PILOT - 8MM	19, 33, 49, 65, 77
03004232	ROLLER	163
03004253	LIMIT SWITCH, PLUGGABLE	353

From - 02316391

To - 03004253

Manitowoc Cranes

Numerical Index		Appendix B
Part	Description	Page
03005900	F WASHER 21X90X10	140
03007467	SECURING PIN	163
03007468	SECURING PIN	217
03007711	HALTESTANGE (SUPPORT ROD)	139
03007719	HOLDER	7
03007835	PLATE	112, 129, 131, 135, 165, 171
03010220	BOX SUB ASSEMBLY - SWING DRIVE	219
03011025	PLUG,BRIDGE	111, 175, 177
03011141	STEERING CYLINDER	147
03012469	SLIDER	19, 33, 49, 65
03012551	BALL BEARING SLEW GEAR 061.50.	219
03041086	Nozzle 432-23781-1 LINCOLN	55, 83
03041087	Socket 432-23787-1 LINCOLN	39, 55, 71, 83
03041112	CABLE 2x2x0,5 SHIELDED, TRAILI	123
03041113	CABLE	119
03041139	HSK-M-EMV CABLE CONNECTION 1.6	109, 111, 203
03041141	HSK-M-EMV CABLE CONNECTION 1.6	123
03041143	CABLE CONNECTION PG13,5	119
03041151	WALL PLUG BOX	119
03041213	PROTECTIVE COVER 965053-1 AMP	416
03041214	RECEPTACLE FOR TABS 963598-1 6	415
03041215	JUNIOR POWER TIMER 929940-3AMP	112, 119, 416
03041216	GASKET 828904-1 AMP	112, 119, 416
03041217	MICRO TIMER CONTACT 962876-1 A	119, 416
03041218	GASKET 963530-1 AMP	119
03041332	TIMER HOUSING 1-967623-6 15SOC	395, 429
03041338	BLIND PLUG - AMP 828922-1	119
03041355	Wire rope sling 1N-ZNK 6X0,6-P	87, 205, 355
03041448	SINGLE PIN CONTACT 09 67000 81	415
03041578	GASKET SET	103
03041586	SOCKET,	111, 123, 165, 175, 177
03041709	O-RING	319
03041854	Hushing Hsg 282087-1 3-pole Su	119
03041855	GASKET	119
03042131	SHCS M14X30	319
03042353	VALVEHOUSING CPL. 6990 001 HEI	359

From - 03005900

To - 03042353

Manitowoc Cranes

Numerical Index		Appendix B
Part	Description	Page
03042354	VALVE DISK 6990 005 HEILMEIER	359
03042621	BARREL, CYLINDER	149
03042622	PISTON ROD	149
03042870	Sun wheel 501.5501.03-300 SIEB	323
03042918	RING GEAR	223
03042919	PINION, PLANETARY	223
03042920	PINION SHAFT	223
03042921	BUSHING, BEARING	223
03042922	HOLLOW SCREW	223
03042923	LOCK NUT	223
03042925	DISC CARRIER	227
03042926	RETAINING RING 82X2,5	227
03042998	VALVE CARTRIDGE	103
03043008	RETAINING SLIP RING	103
03043010	O-RING	103
03043011	O-RING	103
03043446	SET SCREW, M6X12	227
03043514	O-RING	561
03043870	O-RING	329
03044825	GASKET SET	227
03045887	CYL TUBE	149
03045888	PISTON ROD	149
03045889	GUIDE HEAD	149
03045890	PISTON	149
03045891	HEX NUT	149
03045892	SNAP RING	149
03045893	L-RING	149
03045894	GASKET SET	149
03045973	3/2-WAY VALVE	291
03046012	STEERING CYLINDER ZF	149
03046013	STEERING CYLINDER HYCO	149
03046056	WASHER	123
03046336	Wall plug box CA00COM-PG10SL-4	112
03046518	SOCKET	111, 171
03046519	WALL PLUG BOX	111
03046536	PLASTIC WHITE TAG	129, 131

From - 03042354

To - 03046536

Manitowoc Cranes

Numerical Index		Appendix B
Part	Description	Page
03046591	CONNECTOR	111, 131, 171
03046653	CABLE	111, 129, 131, 171, 175, 177
03046723	ACCUMULATOR	252
03046872	RESISTANCE 0363 2K43	112
03053175	LACED WIRING HARNESS LMB EKS 4,	123
03053778	CYLINDER PIN	357
03053903	AXLE	319
03054250	PIN	163
03054353	GASKET SET FOR HYDRAULIC MULTIPL	327
03054827	FLOODLIGHT ASSY	209
03054934	SLIDER	19, 33, 49, 65, 77
03054949	HOLDING FOR CABLE DRUM	123
03055101	GUIDE PILOT - 7MM	19, 33, 49, 65, 77
03055102	GUIDE PILOT - 6MM	19, 33, 49, 65, 77
03055103	GUIDE PILOT - 5MM	19, 33, 49, 65, 77
03055148	AXLE	139
03055157	COVER	147
03055172	GUIDE PILOT - 9MM	19, 33, 49, 65, 77
03055173	GUIDE PILOT - 10MM	19, 33, 49, 65, 77
03055191	Pin St50 K	50
03055221	PLATE	191
03055222	PLATE	195
03055504	FILL PLATE T=2	19, 33, 49, 65
03055560	FILL PLATE - 1MM	19, 33, 49, 65
03055576	Axle guard S690 QL	78
03055577	Pin E295	78, 80
03056183	FASTENING ROPE	112
03056193	FUSE STRIP	401
03056536	LIMIT SWITCH, PLUGGABLE	109, 203
03056643	PIN	193
03056645	HOLDING	191
03056809	PIN	197
03056810	PIN	197
03056885	Swivel bracket pin	193
03056886	SWIVEL ARM	193
03056887	SUPPORT	195

From - 03046591

To - 03056887

Manitowoc Cranes

Numerical Index		Appendix B
Part	Description	Page
03056888	PIN HOLDER	191
03056889	SPRING BOLT	191
03056890	PLATE, HOLDING	157
03056891	LEVER	191
03056894	HOLDER	191
03056895	HOLDER	191
03056896	PLATE, HOLDING	157
03056898	SHACKLE	159
03057070	LINK, CONNECTING	19, 33, 49
03057659	SWITCH ASSEMBLY - LIMIT	319
03063006	ROLLER	157, 163
03063285	PIN	191
03063299	PIN	157, 209
03063300	PIN	163
03063881	LINK - CONNECTING, LEFT	66, 77
03063882	LINK - CONNECTING, RIGHT	66, 77
03064777	PLATE - FILL	191
03065721	Unlocking cylinder cpl. MONTAN	101
03066207	SECURING PIN	179
03066846	HOISTING GEAR	319
03067122	CARRIER FOR SYMBOL	387, 859, 887
03078546	STEER LEVER	372
03086243	SUPPORT	189
03087637	Pin 30CrNiMo8 V	179
03089054	PLATE	373, 859, 887
03089055	PLATE	373, 859, 887
03091448	Spacer ring L=5 St37.0	78
03091454	GUIDE TUBE	19
03091455	GUIDE TUBE	33
03091456	Guide tube 30CrNiMo8 V	49
03091457	Guide tube 30CrNiMo8 V	65
03091458	Guide tube 30CrNiMo8 V	77
03091459	LOCKING PIN	19
03091460	LOCKING PIN	33
03091461	Locking pin 30CrNiMo8 V	49
03091462	Locking pin 30CrNiMo8 V	65

From - 03056888

To - 03091462

Manitowoc Cranes

Numerical Index		Appendix B
Part	Description	Page
03091463	Locking pin 30CrNiMo8 V	77
03092214	SLIDER	17
03092220	SLIDER	31
03092226	Slider 3 G-No.3006000-4	47
03092232	Slider 3 G-No.3006000-4	63
03092273	BAR	17, 31
03092275	PROTECTION STRIP	17
03092281	STRIP	17
03092282	Strip t=11 G-Nr.3006000-4	17
03092283	Strip t=12 G-Nr.3006000-4	17
03092284	Strip t=13 G-Nr.3006000-4	17
03092285	Strip t=14 G-Nr.3006000-4	17
03092286	Strip t=15 G-Nr.3006000-4	17
03092287	Strip t=16 G-Nr.3006000-4	17
03092288	Strip t=17 G-Nr.3006000-4	17
03092289	Strip t=18 G-Nr.3006000-4	17
03092290	Strip t=19 G-Nr.3006000-4	17
03092291	Strip t=20 G-Nr.3006000-4	17
03092292	Strip t=21 G-Nr.3006000-4	17
03092293	Strip t=22 G-Nr.3006000-4	18
03092294	Strip t=23 G-Nr.3006000-4	18
03092295	Strip t=24 G-Nr.3006000-4	18
03092296	STRIP	18
03092297	SLIDER	17, 31
03092299	BAR	17
03092302	Bar S960 QL	47, 63
03092303	Bar S960 QL	47
03092305	Bar S960 QL	63
03092308	SLIDER	19, 33
03092310	Slider G-No.3006000-4	49
03092312	Slider G-No.3006000-4	65
03092314	Slider G-No.3006000-4	77
03092325	Axle 30CrNiMo8 V	77
03092342	Cover AlMg3	78
03092350	LUBRICANT HOSE	20
03092355	STRIP	22, 34

From - 03091463

To - 03092355

Manitowoc Cranes

Numerical Index	Appendix B	
Part	Description	Page
03092356	STRIP	22, 34
03092373	PROTECTION STRIP	31
03092375	Protection strip G-Nr.3006000-	47
03092376	Slider G-No.3006000-4	47, 63
03092377	Protection strip G-Nr.3006000-	63
03092379	STRIP	22, 31
03092380	Strip t=11 G-Nr.3006000-4	22, 31
03092381	Strip t=12 G-Nr.3006000-4	22, 31
03092382	Strip t=13 G-Nr.3006000-4	22, 31
03092383	Strip t=14 G-Nr.3006000-4	22, 31
03092384	Strip t=15 G-Nr.3006000-4	22, 31
03092385	Strip t=16 G-Nr.3006000-4	22, 31
03092386	Strip t=17 G-Nr.3006000-4	22, 31
03092387	Strip t=18 G-Nr.3006000-4	22, 31
03092388	Strip t=19 G-Nr.3006000-4	22, 31
03092389	Strip t=20 G-Nr.3006000-4	22, 31
03092390	Strip t=21 G-Nr.3006000-4	22, 31
03092391	Strip t=22 G-Nr.3006000-4	22, 31
03092392	Strip t=23 G-Nr.3006000-4	22, 32
03092393	Strip t=24 G-Nr.3006000-4	22, 32
03092394	STRIP	22, 32
03092402	HOLDER	79
03093968	FILLING PIECE	18, 32
03093969	FILLING PIECE	18, 32
03093970	FILLING PIECE	18, 32
03093971	FILLING PIECE	18, 32
03093972	FILLING PIECE	18, 32
03093973	FILLING PIECE	18, 32
03093974	FILLING PIECE	18, 32
03093975	FILLING PIECE	18, 32
03093976	FILLING PIECE	18, 32
03093977	FILLING PIECE	18, 32
03093978	FILLING PIECE	18, 32
03093979	FILLING PIECE	18, 32
03093980	FILLIN PIECE	18, 32
03093981	FILLING PIECE	18, 32

From - 03092356

To - 03093981

Manitowoc Cranes

Numerical Index		Appendix B
Part	Description	Page
03093982	FILLING PIECE	18, 32
03093983	FILLING PIECE	18, 32
03093984	Strip t=10 G-Nr.3006000-4	47
03093985	Strip t=11 G-Nr.3006000-4	47
03093986	Strip t=12 G-Nr.3006000-4	47
03093987	Strip t=13 G-Nr.3006000-4	47
03093988	Strip t=14 G-Nr.3006000-4	47
03093989	Strip t=15 G-Nr.3006000-4	47
03093990	Strip t=16 G-Nr.3006000-4	47
03093991	Strip t=17 G-Nr.3006000-4	47
03093992	Strip t=18 G-Nr.3006000-4	47
03093993	Strip t=19 G-Nr.3006000-4	47
03093994	Strip t=20 G-Nr.3006000-4	47
03093995	Strip t=21 G-Nr.3006000-4	47
03093996	Strip t=22 G-Nr.3006000-4	47
03093997	Strip t=23 G-Nr.3006000-4	48
03093998	Strip t=24 G-Nr.3006000-4	48
03093999	Strip t=25 G-Nr.3006000-4	48
03094000	Strip t=10 G-Nr.3006000-4	36, 63
03094001	Strip t=11 G-Nr.3006000-4	36, 63
03094002	Strip t=12 G-Nr.3006000-4	36, 63
03094003	Strip t=13 G-Nr.3006000-4	36, 63
03094004	Strip t=14 G-Nr.3006000-4	36, 63
03094005	Strip t=15 G-Nr.3006000-4	36, 63
03094006	Strip t=16 G-Nr.3006000-4	36, 63
03094007	Strip t=17 G-Nr.3006000-4	36, 63
03094008	Strip t=18 G-Nr.3006000-4	36, 63
03094009	Strip t=19 G-Nr.3006000-4	36, 63
03094010	Strip t=20 G-Nr.3006000-4	36, 63
03094011	Strip t=21 G-Nr.3006000-4	36, 63
03094012	Strip t=22 G-Nr.3006000-4	36, 63
03094013	Strip t=23 G-Nr.3006000-4	36, 64
03094014	Strip t=24 G-Nr.3006000-4	36, 64
03094015	STRIP	36, 64
03094018	Filling piece t=8 G-Nr.3006000	50, 66
03094019	Filling piece t=9 G-Nr.3006000	50, 66

From - 03093982

To - 03094019

Manitowoc Cranes

Numerical Index		Appendix B
Part	Description	Page
03094020	Filling piece t=10 G-Nr.300600	48, 64
03094021	Filling piece t=11 G-Nr.300600	48, 64
03094022	Filling piece t=12 G-Nr.300600	48, 64
03094023	Filling piece t=13 G-Nr.300600	48, 64
03094024	Filling piece t=14 G-Nr.300600	48, 64
03094025	Filling piece t=15 G-Nr.300600	48, 64
03094026	Filling piece t=16 G-Nr.300600	48, 64
03094027	Filling piece t=17 G-Nr.300600	48, 64
03094028	Filling piece t=18 G-Nr.300600	48, 64
03094029	Filling piece t=19 G-Nr.300600	48, 64
03094030	Filling piece t=20 G-Nr.300600	48, 64
03094031	Filling piece t=21 G-Nr.300600	48, 64
03094032	Filling piece t=22 G-Nr.300600	48, 64
03094033	Filling piece t=23 G-Nr.300600	48, 64
03094034	Filling piece t=24 G-Nr.300600	48, 64
03094035	Filling piece t=25 G-Nr.300600	48, 64
03094036	Strip t=8 G-Nr.3006000-4	50
03094037	Strip t=9 G-Nr.3006000-4	50
03094040	STRIP	36, 66
03094041	Strip t=9 G-Nr.3006000-4	36, 66
03094054	PLATE	20, 34, 50, 66, 78
03094055	Plate T=15 L=27 S690 QL	20, 34, 50, 66, 78
03094056	Plate T=18 L=30 S690 QL	20, 34, 50, 66, 78
03094057	Plate T=22 L=34 S690 QL	20, 34, 50, 66, 78
03094058	PLATE	20, 34, 50, 66, 78
03098519	LUBRICANT HOSE L=230	49
03098672	HINGED JIB 9,4M PART	155
03098674	HINGED JIB 11-18M 7M-PART	161
03099795	HOSE ASSY TELESCOPIC JIB	95
03099863	Holding AlMg3	95
03099903	MOUNTING PLATE	135, 171
03099909	11M EXTENSION CARRIER PARTS	189
03099910	7M EXTENSION CARRIER PARTS	189
03099935	SUPPORT ASSEMBLY	193, 195
03100065	ROLLER HOLDER 1 ASSEMBLY	157
03100311	BRACKET PIN	191

From - 03094020

To - 03100311

Manitowoc Cranes

Numerical Index		Appendix B
Part	Description	Page
03100384	SWIVEL BRACKET PIN COMPLETE	191
03100441	ELECTRICAL PARTS ASSEMBLY - TERM	161
03103080	PLATE	20, 34, 50, 66, 79
03103081	Plate T=14 L=26 S690 QL	20, 34, 50, 66, 79
03103082	Plate T=16 L=28 S690 QL	20, 34, 50, 66, 79
03103083	Plate T=17 L=29 S690 QL	20, 34, 50, 66, 79
03103084	Plate T=19 L=31 S690 QL	20, 34, 50, 66, 79
03103085	Plate T=20 L=32 S690 QL	20, 34, 50, 66, 79
03103086	Plate T=21 L=33 S690 QL	20, 34, 51, 66, 79
03103087	Plate T=23 L=35 S690 QL	20, 34, 51, 67, 79
03103088	Plate T=24 L=36 S690 QL	20, 34, 51, 67, 79
03103149	ELECTRICAL PARTS-HINGED JIB 9M	167
03103150	CYLINDER-MACHANICAL	167
03103297	CYLINDER	179
03103298	PISTON	179
03103304	SLIDING PIECE	157
03103567	TERMINAL BOX	135, 171
03108786	ROLLER HOLDER	34, 50, 66
03108794	ROLLER HOLDER	20
03108811	PLATE	209
03108812	PLATE	209
03108994	HOLDING PLATE	195
03109716	DECAL - MODEL NUMBER	123
03111878	OUTER STOCK SUPPORT	157, 163
03111908	SHACKLE	78, 353
03113826	Plate T=8; L=20 S690 QL	21, 35, 51, 67, 79
03113827	Plate T=9 L=21 S690 QL	21, 35, 51, 67, 79
03113828	Plate T=10 L=22 S690 QL	21, 35, 51, 67, 79
03113829	PLATE	21, 35, 51, 67, 79
03114402	SAFETY DEVICE	147
03114412	AXLE 30CrNiMo8 V	147
03114413	SAFETY DEVICE	147
03114414	GUIDE RING	147
03114415	NUT S960 QL	147
03114448	COVER	139
03114451	BAR	139

From - 03100384

To - 03114451

Manitowoc Cranes

Numerical Index		Appendix B
Part	Description	Page
03114613	TERMINAL BOX	165
03114614	TERMINAL BOX - ELECTRICAL COMPON	109
03114615	TERMINAL BOX	111
03117684	Fill plate t=1 AlMg3	77
03117685	Fill plate t=2 AlMg3	77
03117686	Slider Sustaglide	77
03120534	JUNCTION BOX BOOM EXTENSION	169, 171
03120535	Terminal box ACF 130 Al	175, 177
03120694	BASIC MEMBER-REBUILDING	5
03120696	ADAPTER PLATE	147
03120697	BOLT 42CrMo4 V	147
03120912	LUBRICANT HOSE	33
03120914	LUBRICANT HOSE L=195	65
03120915	LUBRICANT HOSE L=140	77
03121448	ELECTRICAL PARTS-TELESCOPE CYLIN	109
03121449	ELECTRICAL PARTS-LOCKING HEAD	109
03125407	Plate S355J2G3	21, 35, 51, 67, 79
03125513	SLIDER	21, 35, 51, 67, 80
03125514	Slider t=22 Sustaglide	21, 35, 51, 67, 80
03125515	Slider t=23 Sustaglide	21, 35, 51, 67, 80
03125516	Slider t=24 Sustaglide	21, 35, 51, 67, 80
03125517	Slider t=25 Sustaglide	21, 35, 51, 67, 80
03125518	Slider t=26 Sustaglide	21, 35, 51, 67, 80
03125519	Slider t=27 Sustaglide	21, 35, 52, 67, 80
03125520	Slider t=28 Sustaglide	21, 35
03125521	Slider t=29 Sustaglide	21, 35
03125522	Slider t=30 Sustaglide	21, 35
03125523	Slider t=31 Sustaglide	21, 35
03125524	SLIDER	21, 35
03125531	Slider t=20 Sustaglide	51, 67, 80
03125532	Slider t=19 Sustaglide	51, 67, 80
03125533	Slider t=18 Sustaglide	51, 67, 80
03125534	Slider t=17 Sustaglide	51, 67, 79
03125535	Slider t=16 Sustaglide	51, 67, 79
03125538	FILLING PIECE	21, 35
03125539	FILLING PIECE	21, 35

From - 03114613

To - 03125539

Manitowoc Cranes

Numerical Index	Appendix B	
Part	Description	Page
03125620	CROSS BEAM COLLAR	217
03125621	CROSS BEAM FOOT	217
03125623	SHACKLE	7
03125624	SUPPORT, RIGHT	7
03125625	SUPPORT, LEFT	7
03125626	Pin 30CrNiMo8 V	217
03126962	Connecting flange assy.	157
03127973	Pin 30CrNiMo8 V	183
03128601	PLATE S235JRG2	115
03130039	TELESCOPIC PART 1	3
03130040	TELESCOPIC PART 2	3
03130041	TELESCOPIC PART 3	3
03130042	TELESCOPIC PART 4	3
03130061	MOUNTING PARTS TELESCOPIC SECTIO	9
03130062	MOUNTING PARTS TELESCOPIC SECTIO	9
03130063	MOUNTING PARTS TELESCOPIC SECTIO	9
03130064	MOUNTING PARTS TELESCOPIC SECTIO	9
03130372	SLIDER	21
03130373	SLIDER	35
03130374	Slider Sustaglide	51
03130375	Slider Sustaglide	67
03130376	Slider Sustaglide	79
03130384	SLIDER	17
03130385	SLIDER	17
03130386	SLIDER	31
03130387	SLIDER	31
03130388	Slider 1 G-No.3006000-4	47
03130389	Slider 4 G-No.3006000-4	47
03130390	Slider 1 G-No.3006000-4	63
03130391	Slider 4 G-No.3006000-4	63
03130392	Plate S690 QL	68
03130393	PLATE	22, 36, 52
03130394	Strip t=8 G-Nr.3006000-4	68
03130395	Strip t=9 G-Nr.3006000-4	68
03130396	Strip t=10 G-Nr.3006000-4	68
03130397	Strip t=11 G-Nr.3006000-4	68

From - 03125620

To - 03130397

Manitowoc Cranes

Numerical Index		Appendix B
Part	Description	Page
03130398	Strip t=12 G-Nr.3006000-4	68
03130399	Strip t=13 G-Nr.3006000-4	68
03130400	Strip t=14 G-Nr.3006000-4	68
03130401	Strip t=15 G-Nr.3006000-4	68
03130402	Strip t=16 G-Nr.3006000-4	68
03130403	Strip t=17 G-Nr.3006000-4	68
03130404	Strip t=18 G-Nr.3006000-4	68
03130405	Strip t=19 G-Nr.3006000-4	68
03130406	Strip t=20 G-Nr.3006000-4	68
03130407	Strip t=21 G-Nr.3006000-4	68
03130408	Strip t=22 G-Nr.3006000-4	68
03130409	Strip t=23 G-Nr.3006000-4	68
03130410	Strip t=24 G-Nr.3006000-4	68
03130411	Strip t=25 G-Nr.3006000-4	68
03130458	ADAPTER-1.8M STEEL CONSTRUCTIO	155
03130537	Axle L=84 Ovako 280 V	163
03130538	Cover plate S690 QL	157, 163
03130539	Spacer ring PA6G	157, 163
03130541	Axle L=106 Ovako 280 V	157
03134113	Strip t=8 G-Nr.3006000-4	52
03134114	Strip t=9 G-Nr.3006000-4	52
03134115	Strip t=10 G-Nr.3006000-4	52
03134116	Strip t=11 G-Nr.3006000-4	52
03134117	Strip t=12 G-Nr.3006000-4	52
03134118	Strip t=13 G-Nr.3006000-4	52
03134119	Strip t=14 G-Nr.3006000-4	52
03134120	Strip t=15 G-Nr.3006000-4	52
03134121	Strip t=16 G-Nr.3006000-4	52
03134122	Strip t=17 G-Nr.3006000-4	52
03134123	Strip t=18 G-Nr.3006000-4	52
03134124	Strip t=19 G-Nr.3006000-4	52
03134125	Strip t=20 G-Nr.3006000-4	52
03134126	Strip t=21 G-Nr.3006000-4	52
03134127	Strip t=22 G-Nr.3006000-4	52
03134128	Strip t=23 G-Nr.3006000-4	52
03134129	Strip t=24 G-Nr.3006000-4	52

From - 03130398

To - 03134129

Manitowoc Cranes

Numerical Index		Appendix B
Part	Description	Page
03134130	Strip t=25 G-Nr.3006000-4	52
03134133	BAR	31
03134776	STOP PLATE	283
03134798	PIN CARRIER	223
03134800	PIN	224
03135250	CONTROL UNIT (DISPLAY)	387
03135503	Shim ring 35x45x1 DIN 988	323
03135504	FELT SEAL	323
03135655	HOSE COUPLING	321
03135656	HOSE COUPLING	321
03135676	HANDLE	372
03135677	BELLOWS	372
03135678	CARDAN	372
03135690	CAP	329
03135704	VALVE ASSY,	361
03135706	NOZZLE	331
03135708	Nozzle 0060020 Type S D=0,30 B	361
03135711	Cartridge cpl. 6010047 BUCHER	361
03135712	Nozzle 0060183 Type S D=1,80 B	361
03135713	CARTRIDGE CPL.	331
03135714	ADJUSTING SCREW CPL.	331
03135715	NOZZLE	331
03135716	NOZZLE	331
03135938	DOUBLE HOLLOW SCREW	321
03135960	Rack 33 27492 00 HYCO HENGSTLE	561
03135961	Guide bush 33 27493 00 HYCO HE	561
03136138	SPRING CABLE REEL	123
03137119	Guide head 33 27648 00 HYCO HE	561
03137322	SPRING CABLE REEL ASSEMBLY	125
03137327	GEARPOTI WHEEL	127
03137328	FOOTFLANGE	127
03137329	BOTTOM	127
03137330	HARNESS ASSY, LACED WIRING	127
03137335	BOTTOM PLATE	127
03137975	Gasket set 879561/50 MONTAN-HY	99
03137976	Control unit 884099 MONTAN-HYD	99

From - 03134130

To - 03137976

Manitowoc Cranes

Numerical Index		Appendix B
Part	Description	Page
03138140	Hollow screw 591.0000.14 SIEBE	321
03138141	Nipple 2.103.21 SIEBENHAAR	321
03138801	PLATE, ENTRANCE	283
03138806	VALVE ASSY. WAY PROP	283
03145054	ROLLER HOLDER 2 ASSEMBLY	157
03145492	SLIDER	17
03145493	SLIDER	17
03145494	SLIDER	31
03145495	SLIDER	31
03145496	Slider 2 G-No.3006000-4	47
03145497	Slider 5 G-No.3006000-4	47
03145498	Slider 2 G-No.3006000-4	63
03145499	Slider 5 G-No.3006000-4	63
03145592	Spacer ring PA6G	157
03147467	Axle 30CrNiMo8 V	80
03147698	DECAL - HORN	373, 859, 887
03147699	DECAL - SWING CONTROLLER	373, 859, 887
03152306	Holding AIMg3	95
03153349	STOP RING WITH WIRE ROPE SLING	217
03153350	Pin 30CrNiMo8 V	217
03153351	STOP RING WITH WIRE ROPE SLING	217
03155915	ELECTRICAL PARTS-ANGLE SENSOR	135, 171
03155916	HOLDER ANGLE UNIT	135, 171
03155917	CABLE DRUM	109
03155922	CABLE DRUM CPL.MAN-JIP	109
03155923	HARNESS ASSY, LACED WIRING	135
03155931	ANGULAR UNIT, MAIN-JIB	133
03155932	HARNESS DRUM TELECYL-ANGLE UNIT	135
03155933	HARNESS TURNTABLE-ANGLE UNIT	135
03156867	Rope pulley 342 G-Nr.2303277-4	89, 91
03156871	BASIC MEMBER	5
03156873	TELESCOPIC PART 5	3
03156880	ROPE-PROTECTION HOLDER	78, 80
03156892	Rope pulley 342 assembly	80
03157344	SPACER RING T-22	139
03157405	PLATE	7

From - 03138140

To - 03157405

Manitowoc Cranes

Numerical Index		Appendix B
Part	Description	Page
03157406	PLATE	140
03157407	SPACER T-5	139
03157408	SPACER T-4	139
03157409	SPACER T-3	139
03157410	SPACER RING T-20	139
03157411	SPACER RING T-23	139
03157605	CYLINDER COUPLING	95
03157608	HYDR. PLANT, TELESKOPIC JIB	93
03166536	Plate X5CrNi18-10	181
03166617	ANGULAR UNIT-FLY JIB MECHANIC	169
03172788	MOUNTING BOX	167
03176599	JIB 18M STANDARD	151
03176600	JIB 11M STANDARD	153
03176605	MECH. ANGLE POSITION STANDARD	151
03176617	HINGED JIB 11-18M 7M PART	153
03176618	Mounting parts 7m hinged jib 1	161
03177226	LACED WIRING HARNESS I/O 4	115
03187623	Mounting parts 9,4m Standard	155
03187626	MOUNTING PARTS 1,8 M MECH	167
03187627	Jib component parts bending me	167
03315219	GASKET SET	229
03315225	F Washer 3 -HRC38-45 ISO 7090	175, 177
03315226	NUT - M3 HEX	111
03315228	Diaphragm switch 0266 40803 1	309
03315265	CABLE LUMBERG RKWT 4-225/5M	119
03316083	GASKET SET	149
03316084	SET OF SMALL PARTS	149
03316085	GUIDE	149
03316912	GUIDE BUSH	99
03316969	FILTER	331, 361
03316972	HYDRAULIC-MULTIPLE-DISK BRAKE	321
03316973	DRIVE DISC	327
03316974	BEARING BUSH	321
03316976	COTTER	321
03316977	CLAMPING JAW	321
03316985	GROOVED BALL BEARING	323

From - 03157406

To - 03316985

Manitowoc Cranes

Numerical Index		Appendix B
Part	Description	Page
03316986	CYL ROLLER	323
03316987	ROTARY SHAFT SEAL	323
03316991	O-RING	323
03316992	MOUNTING GEAR	321
03316995	INTERMEDIATE FLANGE	321
03316996	OIL GAUGE	321
03317135	HHCS M27x140 10.9/42Cr ISO4014	219
03317219	AXIAL PISTON MOTOR A2FM	319
03317499	TIMER HOUSING	415, 426, 429
03317562	Spacer ring L=23 St35	78
03317678	OIL-DISPLAY TUBE	321
03317746	PIN 25	193
03317784	PRESSURE RESERVOIR ACSG 0,7 06	252
03317830	Hose assembly 2HC 19ES25-830P	105
03317911	OPERATING MECHANISM	388
03317915	BLIND PLUG 282081-1 RED AMP	119
03317921	PIN 183024-1 SUPERSEAL AMP	119
03317922	PIN-CAST IRON 282105-1 3-PIN S	119
03317929	CORRUGATED TUBE 1927311 NW11 S	119
03317930	CORRUGATED TUBE 1927319 NW19 S	119
03317939	PRESSURE SENSOR 060G1600 MBS 3	308
03317940	THERMOCOUPLE	529
03317968	MT Blind plug AMP 963531-1	120, 416
03317994	MANIFOLD 9806102 NW19,19,19 SC	119
03317995	REDUCER 7807294 NW19-11 SCHLEM	119
03318008	BUSHING PERMAGLIDE 205X210X83	359
03318676	Spacer ring L=37 St37.0	78
03318680	Thin nut M36x2 14H DIN 80705	95
03318776	PIN 20	157, 163
03318777	DU-BUSH	157, 163
03318779	PIN	159
03318780	TUBE, STEEL	159
03318784	SPRING, PRESSURE	191
03318953	RECEPTACLE	415
03318969	CONTACT SPRING BAND	377, 395, 415, 425, 429
03318970	CONTACT SPRING BAND	395, 415, 429

From - 03316986

To - 03318970

Manitowoc Cranes

Numerical Index		Appendix B
Part	Description	Page
03319463	STOP BRAKE VALVE	99
03319501	Cable-plug box Lumberg RKT 4-2	119
03319537	CONTROL UNIT	327
03319549	VENTILATION FILTER	321, 327
03319619	APPROXIMATE SWITCH	561
03319742	RECEPTACLE, TAB	112
03319779	ADAPTER	223
03319816	GASKET SET CPL. (13-PARTS)	291
03319817	COIL, SOLENOID	291
03320111	Retaining ring NYLTITE-M3 P.S.	111, 165, 175, 177, 211
03320123	GROOVED BALL BEARING	127
03320213	VALVE ASSEMBLY - SOLENOID	252
03320236	BELLMOUTH	402
03320309	RESISTANCE	402
03320311	RESISTANCE	402
03320312	Vishay 4K 00 R 0.4W 1%	402
03320483	Thresded ferrute 56 431 5 WEBE	139
03320484	Thresded ferrute 56 598 9 WEBE	139
03320584	LINEAR SENDER	109
03320685	CORRUGATED TUBE 1927315 NW15 S	119
03320726	REDUCER 7807282 NW19-15 SCHLEM	119
03320730	Cable connection 90801 M16x1,5	111
03320769	MANIFOLD 9806141 NW15-11-15 SC	119
03320834	SHRINK HOSE 324-02760 IMCS(-A)	119
03320927	NUT, THIN	20, 34, 50, 65, 77
03320928	PIPE UNION, M12X1	20, 34, 50, 66, 77
03322896	GEAR-TAPPET GROUP CPL.	329
03322897	CONTACT GROUP CPL.	329
03323026	STEERING CYLINDER	149
03323139	LINE UP TERMINAL	135, 171, 401
03323140	CONN DOUBLE	401
03323141	STOP PLATE	135, 171, 401
03323258	HF-CABLE CONNECTOR	111
03323260	EMV-CABLE CONN	135, 165, 171
03323261	HF-cable Connector 1.691.2000.	111, 175, 177
03323263	BLIND PLUG WITH O-RING 16X1,5	165

From - 03319463

To - 03323263

Manitowoc Cranes

Numerical Index		Appendix B
Part	Description	Page
03323264	PLUG, BLIND WITH O-RING 25X1,5	171
03323279	INSULATING WALL	401
03323615	NAMEPLATE 793-502 WAG	135, 401
03323675	AMP housing 1-967625-1 21 pol	377, 426
03323935	FILTER 70325334. TYP:PI330 010	252
03323958	VALVE ASSEMBLY - STOP BRAKE	359
03323981	Hose assembly 2HC 19ES25-350P	105
03323982	Hose assembly 1HC 12DN800P N	105
03324106	DRIVE GROUP	329
03324107	O-RING	329
03324153	APPROXIMATE SWITCH	561
03324154	Sealing membre 05 17010 21 HYC	561
03324210	REDUCER ,M25X1,5-M16X1,5	135, 171
03324260	GASKET SET	149
03324261	GUIDE PIECE	149
03324262	PISTON	149
03324331	Sealing ring 80 865 2 A12/15,	139
03324332	Gasket 88 994 6 22/32x7,3 B3	139
03324340	O-RING	323
03324341	O-RING	323
03324495	CRIMP-TYPE CABLE SOCKET	135
03324496	NAMEPLATE	135, 401
03324518	CYLINDER HEAD COUPLING	99
03324545	Gasket set cpl. 852239/50 MONT	101
03324553	HOSE	321
03324685	SPRING BOX	127
03324686	MOTIVE SPRING	127
03324687	NUT	127
03324688	SPRING BOX	127
03324693	CURRENT COLLECTOR	127
03324695	INSULATING RING	127
03324696	NUT	127
03324697	GASKET	127
03324707	SLIP RING	127
03324808	WAY-VALVE	286
03324809	WAY-VALVE	286

From - 03323264

To - 03324809

Manitowoc Cranes

Numerical Index		Appendix B
Part	Description	Page
03324829	BRAKE VALVE	561
03325017	LUFFING CYLINDER 858529	359
03325149	SHUTTLE-VALVE	308
03325156	CIRCUIT BOARD, PRINTED TILT SENS	137, 173
03325213	LIFTING UNIT COUNTERWEIGHT	559
03325228	SOCKET-HEAD SCREW M12X16	20, 34, 50, 66, 79
03325477	CABLE FLRY-	135, 171
03325499	Rubber metal buffer 05000226_4	137, 173
03325811	PROTECTIVE COVER AMP 965643-1	119
03325812	RECEPT AMP 1-967281-1 42POLE	119
03325818	MODULE, ELECTRONIC I/O	115
03325977	TWISTED CAN BUS CABLE FLRY 2X0	120
03326045	INDICATOR, DIRT	295
03326046	HEAD ASSY, FILTER (WITH BYPASS-V	295
03326047	ELEMENT, FILTER	295
03326048	HOUSING ASSY, FILTER (WITH GASKE	295
03326049	GASKET SET (FOR FILTER HOUSING)	295
03326050	GASKET SET (FOR DIRT INDICATOR)	295
03326279	STOP BRAKE VALVE	319
03326303	Gasket cpl. 01 06226 84 HYCO H	561
03326304	Crossbar 33 27647 00 HYCO HENG	561
03326395	Guide bush 842806 183/140,1x1	99
03326407	Thermo excess-pressure valve 5	99
03326408	Relief valve MVE14M-60 HAWE HY	99
03326482	CABLE DRUM	321
03326483	CABLE DRUM	321
03326775	COIL	286
03326795	O-RING	286
03326796	NUT	286
03326800	GASKET SET CPL.	286
03326879	Gasket set 0307284 BUCHER HYDR	361
03326880	GASKET SET	331
03326956	CAP	127
03327016	PIN	157
03327154	TIMER HOUSING	377, 395, 415, 429
03327156	HOUSING - TAB	415

From - 03324829

To - 03327156

Manitowoc Cranes

Numerical Index		Appendix B
Part	Description	Page
03327164	PLATE	402
03327255	FLANGE BOX	112, 165, 175, 177
03327257	PROTECTIVE COVER	112, 165
03327567	Cable-plug box RKMWV 3-224/2M	119
03327571	Approximate switch IF 6033 wit	99, 109
03327572	Approximate switch IW 5078 wit	109
03327589	PRESS PICK-OFF	359
03328081	STANDARD GEAR CPL.	221
03328292	ROUND	127
03328293	ROUND	127
03328294	O-RING	127
03328371	LACED WIRING HARNESS FLT 2M	127
03329409	TELESCOPE CYLINDER 879561	97
03329469	CENTRAL UNIT	388
03329497	Printed circuit board can io E	137, 173
03329512	Driving shaft 551.40440.01 SIE	323
03329513	PRESS BALANCE ELEMENT	135
03329514	REDUCER, M16X1,5-M12X1,5	135
03329829	Pressure Accumulator	315
03329878	CONTROL BLOCK SLEWING GEAR-100	251
03329951	Bearing ring 2.022.024 SIEBENH	323
03329952	Planetary pinion cpl. 502.5044	323
03329953	Planetary pinion cpl. 502.5044	323
03329954	Sun wheel 501.50442.02 SIEBENH	323
03329955	Sun wheel 501.50442.02 SIEBENH	323
03329956	Planetary pinion cpl. 502.4044	323
03329957	Flange 525.50440.04 SIEBENHAAR	323
03329958	Cover 561.50440.01 SIEBENHAAR	323
03329959	Snap ring WR 220 Spring steel	323
03329960	Snap ring WR 240 Spring steel	323
03329961	Socket-head screw M8x160 10.9-	323
03329962	Screw plug G3/8A St-PM DIN 910	324
03329963	Pin carrier 517.0787.02 SIEBEN	324
03329964	Pin 505.000A.98 SIEBENHAAR	324
03329965	Ring gear 503.4402.01-300 SIEB	324
03329966	Pin carrier 517.0787.03 SIEBEN	324

From - 03327164

To - 03329966

Manitowoc Cranes

Numerical Index		Appendix B
Part	Description	Page
03329967	Pin 505.000B.03 SIEBENHAAR	324
03329968	Ring gear 516.40441.01 SIEBENH	324
03329969	sprocket carrier 515.40440.01	324
03329970	Pin 505.000B.02 SIEBENHAAR	324
03369710	Pin 30CrNiMo8 V	183
2174200051	BUSHING	347
2189910016	NOSE, AUXILIARY BOOM	197
2197110034	TRAY, FRONT	495
2197110041	COVER, BOTTOM STEP	471
2197110042	COVER, LEFT HAND STEP	471
2197110076	FENDER, RIGHT FRONT	495
2197110077	FENDER, LEFT FRONT	495
2197110104	BRACKET	643
2197210037	LINK WELD	347
2197410000	LUG WELD	457
2197810012	BRACKET, MOUNTING	735
2197810013	BRACKET, MOUNTING	735
4140800186	CLAMP	504, 507
4150101045	WEAR PAD	475
4159110071	PLATE	529, 809
4159210027	SHIM	345
4159210126	BRACKET, STROBE LIGHT	535
4165110203	PLATE	495
4174910012	SHIM,	197
4189910226	PLATE, AUXILIARY NOSE SHAFT END	197
4197110008	PLATE, COVER	469
4197110076	PIN, FIFTH WHEEL	463
4197110134	COVER, TOP STEP	471
4197110200	PLATE (LADDER MOUNT)	495
4197110213	SHIM, FIFTH WHEEL	463
4197110295	PLATE, STEP INNER	472
4197110296	PLATE, STEP OUTER	472
4197410004	BRACKET	457
4197910236	PLATE, ANTI 2 BLOCK	203
6059100001	BAR, BUSS	815
6086100034	STOP BLOCK	503, 507

From - 03329967

To - 6086100034

Manitowoc Cranes

Numerical Index		Appendix B
Part	Description	Page
6184002997	BRACKET, CAP	475
6184100054	BRACKET, LATCH	877
6199002690	BUSHING	347
6200049104	BUSHING	297
6200060404	BUSHING	735
6200140448	BUSHING	139
6245100077	BRACKET	371
6246001174	LANYARD	343
6286000037	CHAIN - USE 9286100001	365
6458000040	FLOAT ASSEMBLY - OUTRIGGER	511
6557000690	WRAP, EXHAUST	821
6581100074	LIGHT ASSEMBLY - MODIFIED STROBE	535
6593000137	LEVER	513
6601100007	LINK WELD (19MM)	213
6608100054	LUG	481
6637005006	MOULDING - USE 9290100005	507
6637037006	CHANNEL, BULB USE	837
6671000173	WEAR PAD	365
6671000263	PAD, WEAR	457
6689001851	PIN	475
6705012051	PLATE, SPACER	797
6705016148	PLATE	239
6705017939	PLATE	481
6705100235	STOP PLATE	503, 507
6705100248	SPACER	495
6705100251	PLATE - COVER	472
6705170804	PLATE-SHIM	457
6705170875	PLATE-SHIM	457
6705171145	PLATE	359
6714100004	POST, CENTER	239
6730100007	RAIL, MOUNTING	401
6768100157	PROP ROD	504, 507
6794000128	GASKET	663
6794000557	GASKET	663
6794000650	GASKET	664
6810002041	SHAFT	347

From - 6184002997

To - 6810002041

Manitowoc Cranes

Numerical Index		Appendix B
Part	Description	Page
6810100113	SHAFT, AUXILLIARY NOSE	197
6865147860	STUD	815
6865172668	STUD-7/16 NC X 3.25 LG GR 8	665
6867171060	STUD-M8-1.25 X 50 LG FULL THD	664
6884000005	STRIPING, REFLECTIVE	881
6949000036	WASHER, HARDENED ROUND	735, 837
6949000406	WASHER, 1/2" I.D. FLAT	735
6949000596	WASHER	838
6970100087	TIRE AND WHEEL ASSEMBLY	651
7005100005	ACCUMULATOR ASSEMBLY -	252
7013000033	ADAPTER, PIPE	805
7013000217	ADAPTER, HOSE	736
7013000342	ADAPTER, HOSE	664
7013000384	ADAPTER, REDUCING	475
7013000517	REDUCER	314
7013000532	ADAPTER	663
7013000548	ADAPTER	662
7013000580	ADAPTER, ORIFICE	579
7013001112	FITTING, ORIFICE .031	312
7013100019	ADAPTER, 90 DEGREE	789
7013100021	90 DEGREE STEM ADAPTER	789
7025000821	ALARM, FAST PULSE BUZZER	401
7025000836	ALARM, BACK-UP	515
7069000175	CLOSURE, BEARING	199
7069000183	CONE, BEARING	199
7069000238	BEARING	347
7069001082	BEARING	341, 381
7069100063	PILLOW BLOCK	457
7086001082	HOLDER, FUSE	815
7086001800	BLOCK, TERMINAL	416, 429
7086100052	TERMINAL BLOCK	415
7099001159	SCREW, THUMB	387
7099100018	HEX HEAD BOLT 1 1/4 X 14" LONG	585, 611
7099100054	SCREW, M10X20 DIN 316 WING	535
7101100610	SCREW, MACHINE	387
7101101210	SCREW, MACHINE	372

From - 6810100113

To - 7101101210

Manitowoc Cranes

Numerical Index		Appendix B
Part	Description	Page
7105180850	CAP SCREW,	585, 611
7108171250	CAP SCREW,	663
7108181650	BOLT, HEX	643, 666
7108181850	CAP SCREW,	643
7110040610	SCREW, MACHINE	426
7110081105	CAP SCREW, #8-32UNCX1.38 A574	822
7110140818	CAP SCREW,	371
7110150805	CAP SCREW,	371
7110150818	CAP SCREW,	815
7110151018	CAP SCREW,	367
7110151618	CAP SCREW,	372
7110161018	CAP SCREW,	496, 499, 504
7111040210	SLOT RMS #4 G1	503, 507
7111040611	SCREW, MACHINE	402
7111080415	SCREW, MACHINE	822
7111080610	SCREW, MACHINE	388
7111080611	SCREW, SLOTTED MACHINE	388
7111100311	SCREW, MACHINE	658
7111100411	SCREW, MACHINE	388, 401
7111100511	SCREW, MACHINE	877
7111100611	SCREW, MACHINE	401, 503, 508
7111100807	SCREW, MACHINE	815
7111100810	SCREW, MACHINE	297
7111101015	SCREW, MACHINE	453
7111140807	SCREW, MACHINE	365
7111140810	SCREW, MACHINE	379, 815
7111141010	SCREW, MACHINE	815
7111151664	BOLT, CARRIAGE	371
7111161064	BOLT, CARRIAGE	496
7115140450	CAP SCREW,	471, 503, 507
7115140550	CAP SCREW,	387
7115140650	CAP SCREW,	515, 572, 811, 821
7115140850	CAP SCREW,	461, 495, 793, 797, 838
7115141050	CAP SCREW,	341
7115141250	CAP SCREW,	503, 507
7115141450	CAP SCREW, 1/4-20UNC X 1 3/4	371, 541

From - 7105180850

To - 7115141450

Manitowoc Cranes

Numerical Index		Appendix B
Part	Description	Page
7115141650	CAP SCREW,	541
7115142050	CAP SCREW,	541
7115143650	CAP SCREW,	251
7115150450	CAP SCREW,	351
7115150650	CAP SCREW,	658, 822
7115150678	SCREW, FLANGE	347
7115150850	CAP SCREW,	365, 504, 508, 541
7115150878	SCREW, FLANGE	469
7115150950	CAP SCREW,	367, 372
7115151050	CAP SCREW,	847
7115151850	CAP SCREW,	469
7115152050	CAP SCREW,	811
7115152850	CAP SCREW,	469
7115154050	CAP SCREW,	347
7115160550	CAP SCREW,	481
7115160650	CAP SCREW,	735, 793
7115160678	SCREW, FLANGE	573
7115160750	CAP SCREW,	251, 472, 541, 585, 643
7115160850	CAP SCREW,	461, 472, 531, 541, 585, 657, 662, 666, 736, 789, 793, 799, 805, 809, 877
7115161050	CAP SCREW,	314, 461, 496, 503, 662, 679, 687, 735, 793, 805, 837
7115161250	CAP SCREW,	471, 525, 529, 586, 657, 781, 797, 809, 821
7115161650	CAP SCREW,	822
7115162250	CAP SCREW,	665
7115162650	CAP SCREW,	541
7115171050	CAP SCREW,	663
7115171250	CAP SCREW,	308
7115171450	CAP SCREW,	662
7115180850	CAP SCREW, 1/2"-13 UNC X 1"	495, 821, 837
7115181050	CAP SCREW,	453, 469, 657, 662, 675, 789, 793, 821, 837
7115181078	SCREW, FLANGE	457
7115181250	CAP SCREW,	308, 577, 643, 662, 736, 805, 838

From - 7115141650

To - 7115181250

Manitowoc Cranes

Numerical Index		Appendix B
Part	Description	Page
7115181450	CAP SCREW,	307, 531, 576, 793
7115181650	CAP SCREW, 1/2"-13UNCX2"LONG	239
7115182250	CAP SCREW,	735, 837
7115183050	CAP SCREW,	665
7115183250	CAP SCREW,	463
7115184050	CAP SCREW,	529
7115201650	CAP SCREW,	529
7115202850	CAP SCREW,	664
7115220850	CAP SCREW, 3/4" - 10 N.C. X 1"	472
7118142050	HHCS 1/4-20UNCx2.5 G8	841
7118172450	CAP SCREW,	735
7118174050	CAP SCREW,	735
7118182450	CAP SCREW,	337
7118221450	CAP SCREW,	735
7118224450	CAP SCREW,	657
7121130801	MACHINE SCREW, M5X12 SLOTTED	373
7121151001	SLOT, PMS M6X16	379
7121151201	SLOT, PMS M6X25	379
7121171300	Slot FMS M8x30 4.8 ISO 2009	333
7126130953	CAP SCREW, M5 X 14MM HEX HEAD	519
7126131153	HHCS M5x20 -8.8 ISO 4017	519
7126131250	CAP SCREW, M5 X 25MM HEX HEAD	535
7126151153	CAP SCREW, M6X20 HEX HEAD	365
7126151154	SHCS M6x20 -8.8 ISO 4762	847
7126151253	CAP SCREW, M6 X 25MM	251
7126151653	CAP SCREW, M6 X 45MM HEX HEAD	519
7126171053	CAP SCREW, M8 X 16MM HEX HEAD	345, 519
7126171150	CAP SCREW, M8 X 20MM HEX HEAD	239, 251, 315, 838
7126171153	CAP SCREW, M8 X 20MM HEX HEAD	453, 519
7126171253	CAP SCREW, M8X25 HEX HEAD	219, 251, 315, 519, 559, 649
7126171350	CAP SCREW, M8 X 30MM HEX HEAD	251
7126171353	CAP SCREW, HEX HEAD	341, 519
7126171550	CAP SCREW, M8 X 40MM HEX HEAD	319
7126171553	CAP SCREW, M8 X 40MM HEX HEAD	239, 519
7126191053	CAP SCREW, HEX HEAD M10 X 16	663, 829
7126191153	CAP SCREW, M10 X 20 HEX HEAD	209, 461

From - 7115181450

To - 7126191153

Manitowoc Cranes

Numerical Index		Appendix B
Part	Description	Page
7126191250	CAP SCREW, M10 X 25MM HEX HEAD	251, 433
7126191253	CAP SCREW, M10 X 25 HEX HEAD	333, 349, 519, 662
7126191350	CAP SCREW, M10X30 HEX HEAD	140, 251
7126191353	CAP SCREW, M10 X 30MM HEX HEAD	209, 219, 349, 666
7126191450	CAP SCREW, M10 X 35MM HEX HEAD	803
7126191453	CAP SCREW, HEX HEAD M10 X 35	349
7126191550	CAP SCREW, M10 X 40MM HEX HEAD	333, 349, 457, 713
7126191750	CAP SCREW, M10 X 50MM HEX HEAD	713
7126191850	CAP SCREW, M10 X 55MM HEX HEAD	713
7126192950	CAP SCREW, M10X130MM HEX HEAD	662
7126211253	CAP SCREW, M12 X 25MM HEX HEAD	139, 461
7126211353	CAP SCREW, M12 X 30 HEX HEAD	197, 251
7126211453	CAP SCREW, HEX HEAD M12X35	307, 576
7126211550	CAP SCREW, M12 X 40	351, 457, 519
7126211553	CAP SCREW, M12X40 HEX HEAD	307
7126211650	CAP SCREW, HEX HEAD	349, 457
7126212053	CAP SCREW, HEX HEAD M12 X 65	252
7126212150	CAP SCREW, M12 X 70MM HEX HEAD	664
7126212350	HHCS M12x80 -8.8 ISO 4014	313
7126222654	SHCS M14X100 -8.8 ISO 4762	315
7126241453	CAP SCREW, M16 X 35MM HEX HEAD	666
7126241653	CAP SCREW, M16 X 45MM HEX HEAD	662
7126272853	CAP SCREW, M20 X 120MM HEX HEAD	641
7126293750	HHCS M24X220 -8.8 ISO 4014	235
7127191555	CAP SCREW, M10X40 -10.9	457
7127211650	CAP SCREW, M12X45-10.9 HEX HEAD	641
7127241550	CAP SCREW, M16 X 40MM HEX HEAD	239
7127292153	HHCS M24x70 -10.9 ISO 4017	641
7127292350	HHCS M24x80 -10.9 ISO 4014	559
7127292650	HEX HEAD CAP SCREW M24X100	345
7172000545	BOOT, DT2S CONNECTOR	240, 491
7172000546	BOOT	515, 537, 713
7172000547	BOOT	426
7172000554	BOOT	239, 725
7172100002	BOOT, PLUG	825
7172100003	BOOT-DTM3P-RECP	585

From - 7126191250

To - 7172100003

Manitowoc Cranes

Numerical Index		Appendix B
Part	Description	Page
7184000449	BRACKET, ANCHOR	503
7184000450	BRACKET, HOOD	507
7184001014	BRACKET, MIRROR ARM	461, 523
7184100008	JAY BRACKET - KIT	805
7195000032	BUMPER, RUBBER	503, 507
7195000037	BUMPER, RUBBER	511
7199001289	BUSHING	371
7199100027	BUSHING	525
7242000007	BUTTON, PLUG	387
7242000012	BUTTON, PLUG	379
7242000015	PLUG	387
7242100002	BUTTON, SQUARE	372
7242100005	PLUG, L SERIES LH1 PANEL	372, 391
7245100056	COVER, ARMREST	371
7246002555	CABLE ASSY	426
7246100150	CABLE-RED 1/0 78" (RLY/GRDHTR)	731
7246100157	CABLE-RED 1/0 8" FUSE TO RELAY	731, 819
7246100212	CABLE ASSY-2/0 RED (8") LG	819
7246100321	CABLE 18GA	377, 425, 429
7246100322	CABLE 20GA/2COND TWST,SHD/DRN	415
7246100387	CABLE 3 COND 18GA SHLDD W/DRN	426, 725, 726
7258000724	CAP, DUST	491
7258001451	CAP, 1/4"	372, 379, 387
7258001452	CAP #8	297, 388
7258001468	RADIATOR CAP	801
7258001543	CAP, JACK CYLINDER	475
7258100138	BINDER	343
7258100146	CAP, FILL (WITH BREATHER)	531
7258100154	CAP, DEUTSCH HDC16 - 9 DUST	426
7300000013	CLAMP, HOSE	657, 665, 843
7300000018	CLAMP	481, 821
7300000035	CLAMP, HOSE	665, 793, 797
7300000040	CLAMP, HOSE	662, 794, 797
7300000056	CLAMP	513
7300000098	CLAMP, TUBING	821
7300000101	CLAMP, TUBING	572, 663

From - 7184000449

To - 7300000101

Manitowoc Cranes

Numerical Index		Appendix B
Part	Description	Page
7300000118	CLAMP-MUFFLER	829
7300000121	HOSE CLAMP -0.69"MAX	809
7300000167	CLAMP, HOSE	793
7300000178	CLAMP	829
7300000195	CLAMP, TUBING	471, 572, 721
7300000222	CLAMP	829
7300000223	CLAMP, T-BOLT	829
7300000231	MUFFLER CLAMP	821, 837
7300000242	CLAMP, TUBING	315, 657, 793
7300000243	CLAMP, TUBING	453, 475
7300000246	CLAMP, TUBING 1-1/4" I.D.	735
7300000247	CLAMP, 1 1/4" TUBING	721
7300000249	CLAMP, TUBING	239
7300000250	CLAMP, TUBING	315, 471, 665
7300000393	BATTERY, HOLD-DOWN	815
7300000399	CLAMP, TUBING	308
7300000400	CLAMP, TUBING	310, 572, 805
7300000401	CLAMP, TUBING	310, 471, 572, 573, 574, 575, 579
7300000402	CLAMP, TUBING	309, 471, 572, 575, 789
7300000403	CLAMP, TUBING	806
7300000404	CLAMP, 1" TUBING	314, 576, 843
7300000405	CLAMP, TUBING	308, 576
7300000406	CLAMP, TUBING	308
7300000407	CLAMP, TUBING	721, 789
7300000428	CLAMP, STRAIN RELIEF	491
7300000429	CLAMP, STRAIN RELIEF	725
7300000433	CLAMP, MUFFLER	559, 794
7300000448	CLAMP, T-BOLT	838
7300001046	CLAMP, T-BOLT	577, 666
7300001061	CLAMP, LINER	539
7300001071	CLAMP, V-BAND	821
7300001082	CLAMP, DOUBLE SADDLE	481
7300001083	CLAMP, MUFFLER	351
7300001112	CLAMP, T-BOLT	657, 736, 789
7300100012	CLAMP, 2.50"	529

From - 7300000118

To - 7300100012

Manitowoc Cranes

Numerical Index		Appendix B
Part	Description	Page
7300100014	CLAMP, 5/8" TUBING	573, 666, 822
7300100015	CLAMP, 7/8" TUBING	664
7300100019	TUBING CLAMP - 3/8"	315, 822
7300100022	CLAMP, T-BOLT 3"	577
7300100024	CLAMP, T-BOLT 1.75" NOM	577
7304000063	BREATHER, CHECK VALVE	671
7304000646	BREATHER	595, 619
7308000118	CLEVIS ASSY	341, 381
7312000095	CLIP, PIN	503
7312000678	CLIP	503, 507
7345001444	TERMINAL, FEMALE	377, 395, 416, 425
7345001446	TERMINAL, MALE	377, 395
7345001744	TERMINAL, FEMALE	372, 387, 396, 416
7345001746	TERMINAL, MALE	372, 387
7345001752	TERMINAL	415
7345001852	TERMINAL	416
7345191401	TERMINAL	415, 726
7345211401	TERMINAL	395, 725
7345211701	TONGUE, INSULATED RING	416
7345211901	TERMINAL	343, 416
7345221901	TERMINAL	343
7345232101	TERMINAL	726
7345232201	TERMINAL	248
7345241701	TONGUE, INSULATED RING	377, 396, 426
7345241901	TONGUE, INSULATED RING	415
7345242201	TERMINAL	248
7356100022	CONVERTER, 12 AMP	387
7364000425	ADAPTER	843
7364000686	COUPLING, ANCHOR	319, 736, 829
7364001547	SWIVEL	343
7364001601	COUPLER, FEMALE AND DUST	107, 147, 312
7364001602	COUPLER, MALE AND DUST CAP	147, 312
7364001603	COUPLER, FEMALE AND DUST PLUG	471, 571
7364001604	COUPLER, MALE AND DUST CAP	471, 571
7364001605	COUPLER, FEMALE AND DUST	314, 470, 571
7364001606	COUPLER, MALE AND DUST CAP	107, 470, 571

From - 7300100014

To - 7364001606

Manitowoc Cranes

Numerical Index		Appendix B
Part	Description	Page
7364002417	RECEPTACLE,	415
7364002661	COUPLER, QUICK	314
7364002662	COUPLER, QUICK	107
7364003075	PLUG, 4 PASS	725
7364003076	CONNECTOR, 4 PASS	725
7364100008	PLUG, 2 PASS	491
7364100009	CONNECTOR, LOCKING	491
7364100014	WEDGE, 8 SOCKET	299
7364100051	PLUG	515
7364100179	BEZEL, L-SERIES 3 GANG LM3	371, 391
7364100182	BEZEL, L-SERIES 6 GANG LM6	391
7364100184	CONNECTOR, L-SERIES SWITCHES	377, 395
7364100228	PLUG, 150 SERIES, 3 PASS	725
7364100229	CONNECTOR, 150 SERIES BLACK	725
7372100091	CYLINDER ASSEMBLY - 7" LOCKOUT	585
7372100237	CYLINDER ASSEMBLY - 2 1/2" O/R E	481
7372100249	CYLINDER ASSEMBLY - 2" STEER	559
7372100250	CYLINDER ASSEMBLY - 2 1/2" STEER	457
7372100289	CYLINDER ASSEMBLY - 4" POWER PIN	469
7373000125	KIT, SEAL	479
7376002591	DECAL - OUTRIGGER BOX REMOVAL	863, 891
7376006596	DECAL - LOCKING PIN OPERATION	863, 891
7376007239	DECAL - AUXILIARY BOOM NOSE	869, 897
7376007249	DECAL - CAUTION LIFTING	881
7376007250	DECAL - DANGER BOOM NOT WALKWAY	869, 897
7376007255	DECAL - DANGER UNTRAINED OPERATO	859, 887
7376007370	DECAL - NO STEP	859, 887
7376007378	DECAL - DANGER AUXILIARY BOOM NO	869, 897
7376007441	DECAL - DANGER OUTRIGGER MID EXT	859, 887
7376007446	DECAL - DANGER REVOLVING TIRES	863, 891
7376007452	DECAL - TURNTABLE BEARING	867, 895
7376008180	DECAL- DANGER COUNTERWEIGHT CRUS	867, 895
7376009372	DECAL - MID-EXTEND OUTRIGGERS >	863, 891
7376009373	DECAL - MID-EXTEND OUTRIGGERS <	863, 891
7376009447	DECAL - CAUTION 4WD/	881
7376009487	DECAL - BLEED OFF VALVE	863, 891

From - 7364002417

To - 7376009487

Manitowoc Cranes

Numerical Index		Appendix B
Part	Description	Page
7376009502	DECAL - EMERGENCY EXIT	859, 887
7376009507	DECAL - CAUTION ARMREST	859, 887
7376010569	DECAL - CAUTION LOCK PIN	859, 887
7376010998	DECAL - NO STEP	859, 863, 867, 887, 891, 895
7376011062	DECAL - DIESEL	882
7376011087	DECAL - DANGER OUTRIGGER CRUSHIN	863, 891
7376011335	DECAL - HYDRAULIC OIL	863, 891
7376011340	DECAL - CAUTION PIN SWING LOCK	859, 887
7376011364	DECAL - FAN DANGER	863, 891
7376100079	DECAL-DANGER CABLE WEDGE	867, 895
7376100080	DECAL - DANGER SUPERSTRUCTURE SW	859, 887
7376100175	DECAL - DANGER TIPPING/2 BLOCKIN	859, 887
7376101141	DECAL - CHEVRON OUTRIGGER JACK	873, 901
7376101341	DECAL - CAUTION LIFTING	881
7376101492	DECAL - HAND SIGNALS	863, 891
7376101787	DECAL - PROCEDURE FOR CONNECTING	863, 891
7376101865	DECAL - DANGER ELECTROCUTION HAZ	859, 887
7376101869	DECAL-MAX HEIGHT-CAB-RT9000E	859, 867, 887, 895
7376101873	DECAL - DANGER BOOM EXTENSION HA	881
7376101881	DECAL - DANGER ETHER HAZARD	863, 891
7376101904	DECAL - 108 DB	881
7376101923	DECAL - CAUTION 360 SWING LOCK	859, 887
7376102014	DECAL - DANGER AUX BOOM NOSE	869, 897
7376102055	DECAL - QUALITY	881
7376102092	DECAL - CAUTION TRANSMISSION DAM	859, 887
7376102349	DECAL - CAUTION ELECTRONICS DAMA	863, 891
7376102424	DECAL - CAUTION SPECIAL FILL REQ	863, 891
7376102516	DECAL - CAUTION ENGINE COOLANT F	863, 891
7376102517	DECAL-DANGER PRESSURIZED FLUID	863, 891
7376102532	DECAL - DANGER FIRE HAZARD	863, 891
7376102552	DECAL - DANGER PRESSURIZED OIL L	867, 895
7376102554	DECAL - DANGER BATTERY EXPLOSION	863, 891
7376102819	DECAL - CAUTION BATTERY DISCONNE	863, 891
7376102895	DECAL - ENGINE DIAGNOSTICS	863, 891
7376102910	DECAL - LIFT POINT PROHIBITION	867, 895
7376102946	DECAL - DANGER ULTRA LOW SULFUR	882

From - 7376009502

To - 7376102946

Manitowoc Cranes

Numerical Index		Appendix B
Part	Description	Page
7376102997	DECAL - DANGER ULTRA LOW SULFUR	882
7376202030	DECAL - MANITOWOC CRANE GROUP LO	873, 901
7376226070	DECAL - GROVE - 7" WHITE	873, 901
7376247045	DECAL-GROVE-4.5" GRAY	873, 901
7376247065	DECAL-GROVE-6.5" GRAY	873, 901
7376247101	DECAL - GROVE - 10.1" GRAY	873, 901
7376991544	DECAL - DIESEL	882
7376991722	DECAL - WEAR BODY HARNESS	867, 895
7406000466	ELBOW, 90 DEGREE	829
7406000535	BELLOWS	837
7418100004	STRAP, RUBBER	735
7418100011	EXTENSION, STEP	471
7425000606	SPACER, FAN	664
7429000011	FASTENER, WELL-NUT	372
7429000031	FASTENER	341
7429000542	FASTENER, NUT 1/4" - 20 N.C.	379, 815
7429100008	NUT, #8-32NF WELL	388
7437000199	FILTER ASSEMBLY	789
7437100220	STRAINER, MESH	843
7440000000	FITTING, 1/8 STRAIGHT GREASE	199, 219, 457, 463, 585, 595, 611, 619
7440000400	FITTING, 90 DEGREE GREASE	457
7440030000	FITTING, STRAIGHT GREASE	144
7440120400	FITTING, GREASE	457, 609
7443100082	ADAPTER	736
7443100139	COUPLING, 1/8" TEST PORT	307, 571
7443100140	COUPLING, 3/8" TEST PORT	309, 443
7443100141	FITTING, MALE TO FEMALE	315
7443100157	COUPLING, 1/4" TEST PORT	309, 579
7444000146	COUPLING	829
7444040021	PLUG, PIPE	657, 809
7445020204	ADAPTER, 90 DEGREE SWIVEL	736
7445020217	1/8" NPT ADAPTER	586
7445020252	ELBOW	737
7445060651	UNION, STRAIGHT	797
7445060652	CONNECTOR	661

From - 7376102997

To - 7445060652

Manitowoc Cranes

Numerical Index		Appendix B
Part	Description	Page
7445060653	ELBOW, 90 DEGREE	801
7445080650	BUSHING, REDUCER	663
7445080803	ADAPTER, STRAIGHT	239
7445080804	ELBOW, 90 DEGREE	239
7445080809	ADAPTER, SWIVEL	239
7445080849	NIPPLE	843
7445160850	BUSHING, REDUCER	809
7445161250	BUSHING, REDUCER	809
7445161643	ADAPTER, STRAIGHT	664
7445161652	1" NPT - 45 STREET ELBOW	809
7446040235	CONNECTOR, MALE	829
7446040236	ELBOW, 90 DEGREE MALE	829
7446040267	ELBOW, RIDGE	319
7446040268	FITTING, MALE ELBOW 90 DEGREE	319
7447040255	MALE 90 DEG ELBOW ORFS/BSPP	311
7447040401	ADAPTER, STRAIGHT	311
7447040403	ELBOW, 90 DEGREE	443, 573, 579
7447040405	TEE	573
7447040433	ELBOW, 90 DEGREE	309
7447040435	TEE, BRANCH	311
7447040453	STRAIGHT THREAD ADAPTER	308
7447040455	ELBOW, MALE	310, 359
7447040601	ADAPTER, STRAIGHT	310
7447040603	FITTING, 90 DEGREE	316, 573, 789
7447040653	MALE CONNECTOR ORFS/BSPP	310
7447040655	MALE 90 DEG ELBOW ORFS/BSPP	316
7447060401	ADAPTER, STRAIGHT MALE	578
7447060403	ELBOW, 90 DEGREE MALE	316, 664
7447060413	REDUCER	315
7447060428	ADAPTER, STRAIGHT MALE	574
7447060430	ELBOW, 90 DEGREE	573
7447060450	STR THD SWIVEL FEMALE	311
7447060453	STRAIGHT THREAD ADAPTER	308, 315, 359
7447060455	MALE 90 DEG ELBOW ORFS/BSPP	310
7447060456	RUN TEE ORFS/BSPP/ORFS	311
7447060503	STRAIGHT THREAD ADAPTER	573

From - 7445060653

To - 7447060503

Manitowoc Cranes

Numerical Index		Appendix B
Part	Description	Page
7447060601	ADAPTER, STRAIGHT MALE	307, 443, 470, 573, 577, 579
7447060602	CONNECTOR, LONG	572
7447060603	ELBOW, 90 DEGREE	307, 443, 469, 571, 574, 575, 577, 579
7447060605	TEE, RUN	470, 574, 578
7447060608	ELBOW, 45 DEGREE MALE	579
7447060611	TEE, UNION	573
7447060614	UNION CROSS	579
7447060617	UNION, BULKHEAD	147
7447060633	ELBOW, 90 DEGREE MALE	312, 574
7447060634	TEE, FEMALE RUN	309, 359, 443, 574
7447060635	TEE, BRANCH	307, 577
7447060638	ELBOW, 90 DEGREE LONG	315, 443, 575
7447060640	ADAPTER, STRAIGHT	147, 312
7447060653	MALE CONNECTOR ORFS/BSPP	308
7447060655	MALE 90 DEG ELBOW ORFS/BSPP	316
7447060656	RUN TEE ORFS/BSPP/ORFS	309
7447060801	ADAPTER, STRAIGHT MALE	314, 577, 578, 664
7447060808	ELBOW, 45 DEGREE	736
7447060853	MALE CONNECTOR ORFS/BSPP	309
7447061003	FITTING, 90 DEGREE	571
7447061201	ADAPTER, STRAIGHT	577, 579
7447080413	REDUCER	311
7447080601	ADAPTER, STRAIGHT	107, 313, 573, 574
7447080603	ELBOW, 90 DEGREE	578
7447080613	REDUCER	147, 311
7447080653	MALE CONNECTOR ORFS/BSPP	312
7447080801	ADAPTER, STRAIGHT	310, 443, 572, 575, 662
7447080802	CONNECTOR, LONG	481, 575
7447080803	ELBOW, 90 DEGREE MALE	307, 475, 661, 736
7447080805	TEE, RUN	572, 575
7447080808	ELBOW, 45	571
7447080830	ELBOW, 90 DEGREE	805, 809
7447080833	ELBOW, 90 DEGREE MALE	470
7447080834	TEE, MALE RUN	315, 470, 572, 578
7447080838	ELBOW, 90 DEGREE LONG	475

From - 7447060601

To - 7447080838

Manitowoc Cranes

Numerical Index		Appendix B
Part	Description	Page
7447080840	ADAPTER, STRAIGHT FEMALE	577
7447080846	ADAPTER, MALE ORFS 45°	657
7447081201	ADAPTER, STRAIGHT	470, 571, 578
7447081203	ELBOW, 90 DEGREE	571
7447100613	REDUCER	470
7447100801	ADAPTER, STRAIGHT MALE	310
7447100813	REDUCER	314
7447100853	MALE CONNECTOR ORFS/BSPP	309
7447100855	MALE 90 DEG ELBOW ORFS/BSPP	310
7447100858	MALE CONN SWIVEL ORFS/BSPP	309
7447101001	ADAPTER, STRAIGHT	662
7447101003	ELBOW, 90 DEGREE	578
7447101017	UNION	470
7447101025	NUT	472
7447101040	ADAPTER, STRAIGHT	471
7447120613	REDUCER	309
7447120813	REDUCER	308, 472
7447120828	ADAPTER, STRAIGHT	805
7447120853	MALE CONNECTOR ORFS/BSPP	310
7447121001	ADAPTER, STRAIGHT	661
7447121201	ADAPTER, STRAIGHT MALE	309, 576
7447121203	ELBOW, 90 DEGREE	307, 663
7447121208	ELBOW, 45 DEGREE MALE	470, 666
7447121217	UNION, BULKHEAD	470
7447121228	ADAPTER, STRAIGHT	809
7447121233	ELBOW, 90 DEGREE	308
7447121234	TEE, RUN	307
7447121240	ADAPTER, STRAIGHT	471
7447121253	MALE CONNECTOR ORFS/BSPP	309
7447121653	MALE CONNECTOR ORFS/BSPP	308
7447161601	ADAPTER, STRAIGHT	576, 663
7447161602	CONNECTOR	578
7447161603	ELBOW, 90 DEGREE MALE	307, 576
7447161608	ELBOW, 45 DEGREE	665
7447161630	ELBOW, 90 DEGREE	661
7447161633	ELBOW, 90 DEGREE	578

From - 7447080840

To - 7447161633

Manitowoc Cranes

Numerical Index		Appendix B
Part	Description	Page
7447161653	ADAPTER-MALE ORFS TO MALE BSPP	359
7447201601	ADAPTER, STRAIGHT MALE	663, 736
7447201603	ELBOW, 90 DEGREE MALE	661, 736
7447201613	REDUCER	736
7447201653	STRAIGHT THREAD ADAPTER	308
7447202401	ADAPTER, STRAIGHT MALE	736
7447242403	ELBOW, 90 DEGREE	576
7450000102	FLANGE, SPLIT	307, 576, 577, 657, 662, 789
7450000103	FLANGE, SPLIT	664, 736
7450000188	SPLIT FLANGE HALF, 1 1/4"	308, 663
7450000201	FLANGE, SPLIT	314, 663
7450000254	FLANGE, SPLIT	307, 662
7450000375	FLANGE, SPLIT	577, 663
7482000031	FUSE, 20 AMP	401
7482000032	FUSE, 15 AMP	401
7482000033	FUSE, 10 AMP	401
7482000034	FUSE, 7.5 AMP	401
7482000035	FUSE, 5 AMP	401
7482000037	FUSE, 3 AMP	401
7482000555	FUSE, 100 AMP	815
7482000567	FUSE, 2 AMP	401
7486000503	SENDER, TEMPERATURE	663
7486002936	GUAGE, OIL LEVEL	531
7486100042	DIPSTICK	735
7506000018	GROMMET	453
7511000093	KNOB, FLUTED	371
7511001035	HANDRAIL, GRAB	519
7511001058	HANDRAIL, GRAB	461
7515000877	HEATER, 750W 120V ENGINE BLOCK	835
7519000198	HINGE, LEFT HAND NYLON	387, 503, 507
7519000199	HINGE, RIGHT HAND NYLON	503, 507
7531100009	HOLDER, TOOL	215
7539000049	HOOK, RUBBER	503
7542001501	HOSE ASSY, USE AS REQUIRED	736
7544903890	2" ID HYDR HOSE - NO COUPLING	736
7546804510	HYDR HOSE ASSY	308

From - 7447161653

To - 7546804510

Manitowoc Cranes

Numerical Index		Appendix B
Part	Description	Page
7546807194	1 1/2 HOSE ASSY STR SF X 45 SF	578
7550104530	HOSE	219
7550106330	HOSE	219
7550106730	HOSE	219
7550108530	HOSE	219
7554322800	HOSE ASS'Y .5 ID X 228LG	475
7555101001	HOSE ASSY, 1/4" I.D. X 10" LONG	312
7555101300	HOSE ASSY, USE AS REQUIRED	314
7555101302	HYDR HOSE ASSY	313
7555101401	HOSE ASSY, USE AS REQUIRED	311
7555101402	HYDR HOSE ASSY	313
7555101481	HYDR HOSE ASSY	313
7555101501	HOSE ASSY, 1/4" I.D. X 15" LONG	312
7555101600	HYD HOSE ASSY	311
7555101801	HOSE ASSY, USE AS REQUIRED	316
7555101802	HOSE ASSY, USE AS REQUIRED	311
7555101901	HOSE ASSY, 1/4" I.D. X 19" LONG	312
7555101981	HOSE ASSY	313
7555102401	HOSE ASSY, USE AS REQUIRED	311, 313
7555102801	HOSE ASSY, 1/4" I.D. X 28" LONG	316
7555104001	HOSE ASSY, 1/4" I.D. X 40" LONG	574
7555106000	HOSE ASSY, 1" I.D. X 60" LONG	316
7555108700	HOSE ASSY, USE AS REQUIRED	314
7555110000	HOSE ASSY, 1/4 I.D. X 100" LONG	443
7555116800	HOSE ASSY, 1/4 I.D. X 168" LONG	574
7555201400	HOSE ASSY, 3/8" ID X 14" LONG	309
7555201502	3/8" I.D. X 15"	313
7555201581	HYDR HOSE ASSY	313, 315
7555201600	HOSE ASSY, 3/8" I.D. X 16" LONG	309
7555201601	3/8" I.D. X 16" LONG	309
7555201781	HYDR HOSE ASSY	313
7555201800	3/8" I.D. X 18"	310, 574
7555201801	HOSE ASSY, 3/8" I.D. X 18" LONG	309, 470
7555201802	3/8" I.D. X 18"	315
7555202400	HOSE ASSY, 3/8" I.D. X 24" LONG	470
7555202421	HOSE ASSY, 3/8" X 24" LONG	359

From - 7546807194

To - 7555202421

Manitowoc Cranes

Numerical Index		Appendix B
Part	Description	Page
7555202481	HOSE ASSY, 3/8" I.D. HYD STR/90	312
7555202502	3/8" X 25"	312
7555202800	HOSE ASSY, 3/8" I.D. X 28" LONG	310
7555202801	HOSE ASSY, 3/8" I.D. X 28" LONG	309
7555202802	3/8" X 28"	312
7555202901	HOSE ASSY, 3/8" I.D. X 29" LONG	310
7555203201	3/8" I.D. X 32"	147
7555203280	HOSE, 3/8" I.D.	578
7555203601	HOSE ASSY, 3/8" I.D. X 36" LONG	310
7555203602	3/8" I.D. X 36" LONG	312
7555204201	HOSE ASSY, 3/8" I.D. X 42" LONG	147, 573
7555204202	3/8" I.D. X 42"	312
7555204801	HOSE ASSY, 3/8" I.D. X 48" LONG	571, 572, 573
7555205000	HOSE ASSY, 3/8" I.D. X 50" LONG	575
7555205002	HOSE ASSY, 3/8" I.D. X 50" LONG	575
7555205080	3/8" I.D. HYDR HOSE ASSY	307
7555205801	HOSE ASSY, 3/8" I.D. X 58" LONG	577
7555206000	HOSE ASSY, 3/8" I.D. X 60" LONG	577
7555206201	3/8" I.D. X 62"	574
7555206800	HOSE ASSY, 3/8" I.D. X 68" LONG	443, 470, 572
7555206801	HOSE ASSY, 3/8" I.D. X 68" LONG	575
7555207201	HOSE ASSY, 3/8" I.D. X 72"	573
7555207381	3/8" HOSE ASSY STR X 90 ORFS	577
7555207801	HOSE ASSY, 3/8" I.D. X 78" LONG	575, 579
7555208001	HOSE ASSY, 3/8" I.D. X 80" LONG	443
7555208300	3/8" I.D. X 83"	443
7555208501	HOSE ASSY, 3/8" I.D. X 85" LONG	579
7555208502	HYDR HOSE ASSY	443
7555208700	3/8" I.D. X 87"	314
7555209001	3/8" I.D. X 90"	575
7555209680	HOSE ASSY, 3/8" I.D. X 96" LONG	578
7555210000	HOSE ASSY, 3/8" I.D. X 100" LONG	573
7555211401	HOSE ASSY, 3/8" I.D. X 114" LONG	578
7555212000	3/8" I.D. X 120"	573
7555212703	HOSE ASSY, 3/8" I.D. X 127" LONG	571
7555213401	HOSE ASSY, 3/8" I.D. X 134" LONG	664

From - 7555202481

To - 7555213401

Manitowoc Cranes

Numerical Index		Appendix B
Part	Description	Page
7555219601	3/8" HYD HOSE ASSY STR X 90	574
7555220400	HOSE ASSY	579
7555221801	HOSE ASSY, 3/8 I.D.X218" LONG	572
7555301602	HOSE ASSY, 1/2" I.D. X 16" LONG	311
7555301802	HOSE ASSY, 1/2" I.D. X 18" LONG	311
7555302401	1/2" I.D. HYDR HOSE ASSY STR-9	665
7555302462	HYDR HOSE ASSY	311
7555303201	HOSE ASSY, 1/2" I.D. X 32" LONG	572, 575
7555304403	HOSE ASSY, 1/2" I.D X 44" LONG	469
7555306301	HOSE ASSY, 1/2" ID X 63" LONG	469
7555306502	1/2" I.D. X 65"	578
7555307200	1/2" I.D. X 72" LONG	572
7555308403	1/2" I.D. X 84"	469
7555308502	HYDR HOSE ASSY	443
7555309002	HOSE ASSY, 1/2" I.D.X 90" LONG	443
7555310003	HOSE 1/2"	469
7555312302	1/2" I.D. X 123"	443
7555313300	HOSE ASSY, 1/2" I.D. X 133"	571
7555316001	HOSE ASSY, 1/2" I.D. X 160"	572, 575
7555320401	HOSE ASSY, 1/2" X 204"	571
7555402261	HYDR HOSE ASSY	311
7555402661	HYDR HOSE ASSY	311
7555404000	HOSE ASSY, 5/8" I.D. X 40" LONG	664
7555412501	HOSE ASSY	579
7555502600	3/4" HYD HOSE ASSY STR X STR	576
7555504082	3/4" ID HYDR HOSE ASSY	308
7555504502	3/4" ID HYD HOSE STR X 45	576
7555506560	3/4 HOSE ASSY STR X STR ORFS	665
7555603702	HOSE	578
7555605100	1.00" HOSE ASSY STR X STR ORFS	576
7556611360	HYDR HOSE ASSY	314
7556704110	HYDR HOSE ASSY	308
7556804092	1 1/2" X 40"	576
7557000680	RESISTOR, 121 OHMS	402, 415
7561108802	1/4" I.D. X 88"	789
7561207815	3/8" HOSE - HOT OIL STR	789

From - 7555219601

To - 7561207815

Manitowoc Cranes

Numerical Index		Appendix B
Part	Description	Page
7561302431	1/2" HOSE - HOT OIL STR-45	789
7561303631	1/2" ID HOSE ASS'Y STR-45	664
7561602665	1.00 HOSE-HOT OIL_STR-STR_JIC	665
7561603060	1.00 HOSE-HOT OIL_STR-STR_ORFS	664
7561603960	HOSE ASSY, 1" I.D. HOT OIL	663
7561712072	1.25 HOSE, HOT OIL, STR-90 ORS	663
7562101901	1/4 HOSE SW F STR X SW F STR	140
7562102401	1/4 HOSE SW F STR X SW F STR	140
7565303861	HYDR HOSE ASSY	308
7565304461	HYDR HOSE ASSY	308
7565305463	1 1/4 HYD HOSE STR SF X 90 SF	665
7565308963	HYDR HOSE ASSY	314
7566404600	HOSE ASSY 2.50 ID	665
7567400120	HOSE-1/2"ID FUEL STR-STR	806
7567400156	HOSE-1/2"ID FUEL STR-STR	806
7567600021	HOSE-5/8"ID FUEL STR-STR	806
7567600132	HOSE-5/8"ID FUEL STR-STR	806
7576000310	INDICATOR, RESTRICTION	829
7576000311	KIT, SEAT BELT	372
7576001743	MOUNTING KIT - OIL COOLER	805
7581100000	LIGHT, STROBE	537
7581100049	STOP, TURN, TAIL LED RED LT	515
7581100051	YELLOW REAR TURN LT W/GROMMET	515
7585000190	LATCH, RECESSED PADDLE	504
7585000812	DRAW LATCH	519, 877
7616000517	MAGNET, CUP	372
7616000519	MAGNET	371
7628000025	MIRROR, 8" CONVEX	461, 523
7638000044	SHOCK, MOUNTING	837
7638000184	MOUNT	735
7638000203	MOUNT, SHOCK	461
7638100023	MOUNT, FLANGED RUBBER	661
7649000059	NIPPLE, HOSE 5/8 ID TO 1/2 NPT	239
7649000061	NIPPLE, HOSE	797
7649000062	NIPPLE	661, 797, 801
7649100002	NIPPLE, 5/8 ID TO 3/4 NPT	661

From - 7561302431

To - 7649100002

Manitowoc Cranes

Numerical Index		Appendix B
Part	Description	Page
7659000081	LOCKNUT	197
7659000180	NUT	495
7659000193	NUT, PANEL	471
7659000256	NUT, RETAINING	367, 469
7659000287	NUT, RETAINING	387
7659000811	NUT, RETAINING	735
7659000857	NUT, RETAINING	793, 797
7659000862	NUT, RETAINING	449, 496, 499, 504
7659190019	NUT, RETAINING M6	379
7659190020	NUT, RETAINING 8 X 1.25	453
7660041100	NUT, HEX	402, 426
7660042200	NUT	503, 507
7660081100	NUT, HEX	388
7660081600	LOCKNUT, HEX	822
7660101100	NUT, HEX	388, 401, 503, 508, 815, 877
7660101130	NUT, HEX	387
7660102701	LOCKNUT, FLANGE	297, 453
7660140000	NUT, HEX	496, 503, 507, 572, 815, 821, 838
7660140001	NUT, HEX	251, 461
7660140008	NUT, HEX	811
7660140230	NUT, HEX JAM	341, 381
7660141600	LOCKNUT, HEX	503, 507
7660142500	LOCKNUT, HEX	371
7660142701	LOCKNUT, HEX	515, 541
7660150000	NUT, HEX	504, 508
7660150001	NUT, HEX	381, 815, 847
7660150008	NUT, HEX	367, 371, 811
7660150200	NUT, JAM	367
7660151601	LOCKNUT	372
7660152200	NUT, ACORN	371, 475
7660152701	LOCKNUT	347, 367, 373, 469
7660160000	NUT, HEX	387, 433, 461, 496, 504, 541, 657, 663, 735, 793, 821
7660160001	NUT, HEX	461, 586, 837
7660160200	NUT, HEX JAM	815

From - 7659000081

To - 7660160200

Manitowoc Cranes

Numerical Index		Appendix B
Part	Description	Page
7660161601	LOCKNUT, HEX	471, 809
7660162701	LOCKNUT, HEX	475
7660163001	LOCKNUT, FLANGE	529, 531, 805
7660170000	NUT, HEX	666
7660170008	NUT, HEX	666
7660170030	NUT, 7/16"-20UNF HEX GRADE A	745, 762
7660180000	NUT, 1/2" - 13 N.C. HEX HEAD	793, 805, 837
7660180001	NUT, HEX	643
7660180008	NUT, HEX	337
7660180038	NUT, HEX	776
7660180200	NUT, HEX	239
7660181601	LOCKNUT, HEX	463, 735
7660182701	LOCKNUT, FLANGE	453, 457
7660190030	NUT, HEX	753, 771
7660200000	NUT, HEX	664
7660200001	NUT, HEX	529
7660201600	LOCKNUT, HEX	461
7660220200	NUT, HEX JAM	371
7660221603	LOCKNUT, HEX	657
7660240031	NUT, 7/8" N.F. HEX	559
7660300008	NUT, 1 1/4" 7 N.C. HEX	585, 611
7661130003	NUT, HEX	373, 520, 535
7661150003	NUT, HEX	365, 847
7661170003	NUT	239, 252, 316, 333, 341, 381, 520, 559, 649, 664, 721
7661170004	NUT, HEX - 8MM	319, 453
7661171103	NUT, HEX	315
7661190003	NUT, HEX 10MM	140, 209, 219, 333, 349, 451, 457, 803
7661191103	LOCKNUT	381
7661210003	NUT, HEX 12MM N.C.	252, 349, 351, 457, 520
7661240003	NUT, HEX	140
7661270103	NUT	641
7661290003	NUT, HEX 24MM N.C.	559
7679100089	PANEL - NAME PLEATE - CRANE	881
7679100090	PANEL - NAMEPLATE CRANE	881

From - 7660161601

To - 7679100090

Manitowoc Cranes

Numerical Index		Appendix B
Part	Description	Page
7679100529	PANEL, OVERHEAD CONSOLE	391
7689000059	PIN, HITCH	337
7689000503	PLUG, SEALING	133, 211, 240, 395, 415, 425, 429, 491, 713, 726, 825
7689000701	CLIP, HITCH PIN	197, 337, 365
7689000704	PIN, 16 - 14 GA	515, 537, 713
7689000721	PIN, HITCH	213
7689000813	PIN	248, 725
7689001756	PIN	471
7689001782	PIN, 18 - 16 GAGE	395, 425, 429, 726, 851
7689002053	PIN	425, 429, 726
7689100033	PIN	585, 827
7689100034	PIN, QUICK WITH (LANYARD)	511
7689100036	PIN, CLEVIS	469
7689100053	QUICK-PIN (WITH LANYARD)	501
7690020810	COTTER PIN	501
7690021210	PIN, 3/32" X 3/4" LONG COTTER	341, 357, 381
7690021610	PIN, #2 X 1" LONG COTTER	345
7690051210	PIN, COTTER	347
7690051610	PIN, COTTER	341
7690082410	PIN, COTTER	469, 511
7690102010	PIN, COTTER	209
7690102410	PIN, COTTER	475
7690102810	PIN, COTTER	213
7690143244	OBSOLETE BY 7-690-143245	709
7690144810	PIN, COTTER	585
7690145610	PIN, COTTER	475
7690152410	PIN, COTTER	347
7690153201	PIN, CLEVIS	503
7690161600	PIN, CLEVIS 3/8" X 1"	341, 345, 381
7690164810	PIN, COTTER	319
7690164844	PIN, SPRING	513
7690182404	PIN, CLEVIS	347
7690205600	CLEVIS PIN 0.63X3.50" MS	341
7690225600	PIN, CLEVIS	197
7690264804	PIN, CLEVIS	475

From - 7679100529

To - 7690264804

Manitowoc Cranes

Numerical Index		Appendix B
Part	Description	Page
7709000026	PLUG, PIPE	315
7709000028	PLUG, SAE #4	307
7709000031	O-RING PLUG #6	310
7709000038	O-RING PLUG #8	310
7709000809	PLUG	429
7709000811	PLUG	299
7709000820	PLUG	239
7709000839	PLUG, 3 SOCKET	426
7709000844	PLUG, 2 SOCKET	240, 491, 726, 851
7709000845	PLUG	211, 429
7709000846	PLUG, 12 SOCKET	133, 395, 425, 825
7709000864	PLUG	725
7709000874	PLUG	425, 725
7709000883	PLUG	395, 415, 425
7709100877	PLUG	825
7709100902	PLUG, 3 PIN	426, 725
7709100911	PLUG,DT06-3S-CEO6 W/BLUE WEDGE	426, 725
7709100931	PLUG, DTO6-12SD-C015 W/WEDGE	425
7709100943	PLUG, DRC26-60S06	725
7709800000	PLUG, SAE #8	239
7714100000	POLE, JIB STOWAGE	215
7718100016	SHEAVE 3/4 ROPE	199
7718100017	SHEAVE ASSEMBLY	197
7726000128	COOLER, OIL	805
7734000030	REDUCER, HUMP	829
7742000506	REFLECTOR, 2" AMBER	495
7750000058	RELAY, 24 VOLT	415
7750000710	RELAY, 24 VOLT	401
7750000737	RELAY, 24 VOLT	401
7753001517	RING, WEAR	475
7753001518	RING	475
7755011002	O-RING	147, 309, 310, 311, 313, 316, 443, 573, 579, 789
7755012002	O-RING	147, 307, 308, 309, 312, 314, 315, 316, 359, 443, 469, 470, 571, 572, 573, 574, 575, 577, 578, 579, 664, 736

From - 7709000026

To - 7755012002

Manitowoc Cranes

Numerical Index		Appendix B
Part	Description	Page
7755014002	O-RING	107, 307, 310, 311, 313, 315, 443, 470, 472, 475, 481, 571, 572, 573, 574, 575, 576, 577, 578, 661, 662, 736, 805, 809
7755016002	O-RING	310, 311, 471, 472, 578, 579, 662
7755018002	O-RING	307, 308, 309, 470, 471, 576, 661, 663, 666, 805, 809
7755021002	O-RING	307, 314, 576, 577, 578, 661, 663, 665
7755025002	O-RING	576, 661, 663, 736, 789
7755029002	O-RING	576
7755120000	O-RING	607, 631
7755219002	O-RING	315, 664, 665
7755222002	O-RING	307, 576, 663
7755225002	O-RING	240, 307, 576, 577, 657, 662, 789
7755228002	O-RING, 2"	664, 736
7755232002	O-RING	529, 576, 664
7755325000	O-RING	679
7755904002	O-RING	307, 311, 316, 443, 573, 574, 578, 579, 664, 689
7755906002	O-RING	107, 147, 307, 309, 310, 312, 314, 315, 316, 359, 443, 469, 470, 571, 573, 574, 575, 577, 578, 579, 789
7755908002	O-RING	239, 307, 310, 314, 315, 443, 470, 475, 481, 571, 572, 575, 577, 578, 662, 664, 736, 805, 809
7755910000	O-RING	741, 782, 805
7755910002	O-RING	471, 483, 546, 571, 579, 661, 662
7755912002	O-RING	307, 309, 314, 470, 471, 571, 576, 577, 578, 579, 663, 666, 809

From - 7755014002

To - 7755912002

Manitowoc Cranes

Numerical Index		Appendix B
Part	Description	Page
7755916002	O-RING	307, 314, 315, 576, 578, 661, 663, 664, 665, 736
7755924002	O-RING	576, 736
7760000008	RIVET, POP	343
7760000011	RIVET, POP	879
7768003904	ARM, LEVER	373
7780100877	SLING, 5FT X 5/8 WIRE ROPE	472
7780100880	28IN X 5/8 WIRE ROPE SLING	187
7785140800	SET SCREW	248
7785160600	SET SCREW	457
7786000544	SCREW, SET (SLOTTED)	469, 475
7787192510	GRUB SCREW M10 X 25MM	341
7790100653	SCREW, SELF-TAPPING	513
7790161253	SCREW,	449
7792151221	WASHER, HEX SELF-TAPPING	372
7794000097	CUP, BEARING	592, 616
7794000240	CUP, BEARING	592, 616
7794000272	CUP, BEARING	199
7794001655	GASKET	661
7798000843	SEAT	367
7798100005	TRACK, CONTROL	372
7798100006	TRACK, FREE	372
7806100005	SHACKLE, 5/8 GALVANIZED	187
7806100006	SHACKLE, 7/8" GALVANIZED	472
7822000598	SLEEVE, VINYL	373
7826000079	SOCKET, RELAY	416
7826000087	SOCKET, 16-14 GA	248, 299, 395, 415, 426, 491
7826000109	SOCKET, RELAY	416
7826000626	SOCKET,	133, 211, 395, 415, 425, 429, 491, 825, 851
7826000650	PLUG, SEALING	726, 825, 827
7826100004	SOCKET, (16 - 18) 30 SERIES	248, 425, 726
7826100016	SOCKET, DEUTSCH 22/20 GA NI	825
7826100018	SOCKET, 20 GAUGE GOLD	726
7834000120	SPRING	513
7834100009	SPRING, LOCKING	345

From - 7755916002

To - 7834100009

Manitowoc Cranes

Numerical Index		Appendix B
Part	Description	Page
7850000046	STRAP, GROUND	461
7850000208	CABLE TIE, BLACK	209, 377, 387, 395, 415, 425, 429, 453, 491, 726, 825, 827, 843, 849, 851
7850000237	TIE, CABLE (BLACK)	721, 789, 816
7850000805	TIE, CABLE (BLACK)	794
7868150200	STUD	197
7872000720	SWITCH, TEMPERATURE	661
7872000723	SENDER, TRANSMISSION TEMPERATURE	661
7872001408	SWITCH, SEAT	367
7872100015	SHIFTER	437
7872100142	DISCONNECT SWITCH	816
7872100188	SWITCH, CAB TILT	372
7872100192	SWITCH, WORK LIGHTS	391
7880000879	TANK - 4 QUART FLUID	649
7892000194	PARALLEL, NON - INSULATED	133, 377, 416, 425, 429, 491, 851
7892000195	PARALLEL, NON - INSULATED	377, 395, 416, 491
7892000196	PARALLEL, NON - INSULATED	343, 416
7892000254	TERMINAL, GREEN CABLE SEAL	491
7892000282	RECEPTACLE, WITH TANG	415
7892000836	RECEPTACLE, 2 PIN	240, 537, 713
7892000840	TERMINAL, FEMALE	725
7892000841	TERMINAL	725
7892000848	RECEPTACLE,	425
7892000852	RECEPTACLE,	491
7892000935	PARALLEL	827
7892000939	RECEPTACLE,	239, 725
7892000949	RECEPTACLE,	395, 726, 851
7892000950	RECEPTACLE,	395
7892000951	RECEPTACLE,	725
7892000978	RECEPTACLE,	426
7892000986	RECEPTACLE,	426, 429, 726
7892000993	SPADE, SPRING	853
7892000995	TERMINAL, FEMALE	491
7892000999	RECEPTACLE, 12 VOLT DASH MOUNT	387

From - 7850000046

To - 7892000999

Manitowoc Cranes

Numerical Index		Appendix B
Part	Description	Page
7892001000	FERRULE, SINGLE WIRE	415
7892001001	FERRULE, SINGLE WIRE	429
7892001002	FERRULE, SINGLE WIRE	416
7892001004	FERRULE, DUAL WIRE	429
7892001036	RECEPTACLE, SPLICE BLOCK	395, 425
7892001053	RECEPTACLE, 9 PIN	425
7892001058	PLUG, CAVITY	725
7892100010	RECEPTACLE, DTM-3P	585, 827
7892100026	RECEPT, (8P) SPLICE BLOCK	429
7892100027	2-PASS CONNECTOR/GRAY SEAL	851
7892100030	CONNECTOR, COVER/SINGLE	851
7892100032	TERMINAL, FEMALE	851
7892100036	RECEPTACLE, 3 WAY	426, 725
7892100058	TERMINAL, FM MP 630 SERIES	395
7892100059	TERMINAL, FM MP 630 SERIES	377, 395
7892100088	RECEPT, DTO4-12PD-C015 W/WEDGE	429
7892100102	TERMINAL, FEMALE 150 GOLD	726
7900100035	TIRE	653
7910100020	.75" TUBE ASSEMBLY O/R EXTEND	571
7910100021	.75" TUBE ASSEMBLY O/R RETRACT	571
7910100022	.50" TUBE ASSEMBLY PIN EXTEND	571
7910100023	.50" TUBE ASSEMBLY PIN RETRACT	571
7910100024	TUBE ASSY, 1/2" O/R DRAIN	575
7910100972	TUBE, DIPSTICK	735
7910101007	TUBE ASSY (5/8"), MID O/R BOX	470
7910101008	TUBE ASSY (5/8"), BOT O/R BOX	470
7910101038	TUBE ASSY (3/4"), TOP O/R BOX	470
7910101039	TUBE ASSY (3/4"), MID O/R BOX	470
7910101702	SPACER	519
7910101703	SPACER	519
7913100701	TUBE USE 8594109116	319
7913101201	TUBE USE 8594109116	319
7913102401	TUBE	829
7926000014	VALVE-DRAIN COCK	794
7926000557	VALVE, DRAIN	797
7926002156	VALVE, INLET CHECK	443

From - 7892001000

To - 7926002156

Manitowoc Cranes

Numerical Index		Appendix B
Part	Description	Page
7926002323	VALVE, 1 1/2 INLINE CHECK	576
7926100705	STEERING CONTROL VALVE	433
7926100910	VALVE ASSY, DUAL ACCUMULATOR CHA	251
7926100918	VALVE ASSY, 90 DEGREE BALL	805
7926100927	VALVE, CHECK	315
7949000190	WASHER,	197
7949000231	WASHER, 1 1/4" I.D.	585, 611
7949000235	WASHER, 1/2" I.D. FLAT	139, 337, 349, 351, 457, 469, 520, 641, 643, 662, 735, 821, 837
7949000236	FLAT WASHER, 3/4"	371, 657, 735
7949000237	WASHER, 7/8" I.D.	559
7949000263	WASHER, HARDENED	349, 520, 662
7949000269	WASHER, KEYED	197
7949000317	7/16 WASHER-HARD	662
7949000346	WASHER, LOCK	471
7949000359	WASHER, 1" I.D. HARDENED ROUND	235, 345, 559, 641
7949000534	WASHER, HARDENED ROUND	239, 559
7949000573	WASHER, THRUST	585, 611
7949000615	WASHER,	525
7949000617	WASHER, 5/8" I.D.	147, 664
7949000623	WASHER, BLACK PLASTIC	372
7949001186	WASHER, BLACK NYLON	371, 379, 475
7949001227	WASHER, BEVELED	371
7950040050	LOCKWASHER, 7/64" I.D.	402, 426
7950040141	WASHER, 7/64" I.D.	402
7950040151	WASHER,	426
7950080050	LOCKWASHER, 5/32" I.D.	388
7950080141	FLATWASHER, 5/32" I.D.	343, 388, 822
7950100050	WASHER, LOCK #10	388, 401, 453, 503, 508, 658, 815, 877
7950100141	WASHER, FLAT, #10	388, 401, 453, 503, 508, 535, 658, 815, 877
7950140050	WASHER, LOCK 1/4"	251, 341, 371, 387, 461, 471, 496, 503, 507, 541, 793, 797, 811, 815, 821, 838

From - 7926002323

To - 7950140050

Manitowoc Cranes

Numerical Index		Appendix B
Part	Description	Page
7950140141	WASHER, FLAT 1/4" PLAIN NARROW	251, 371, 461, 503, 507, 515, 519, 541, 793, 811, 821
7950140161	WASHER, 1/4" I.D. FLAT WIDE	341, 372, 496, 797, 815
7950150050	WASHER, LOCK 5/16" I.D.	239, 351, 367, 371, 471, 504, 508, 658, 741, 745, 811
7950150141	WASHER, FLAT 5/16"	239, 247, 365, 371, 504, 508, 541, 658, 811, 815, 847
7950150161	WASHER, 5/16" FLAT PLAIN WIDE	341, 351, 367, 371, 469
7950150350	WASHER, LOCK 5/16"	367
7950160050	WASHER, LOCK 3/8" I.D.	251, 461, 496, 499, 503, 541, 585, 643, 657, 662, 679, 687, 736, 746, 779, 781, 789, 793, 797, 799, 805, 815, 821, 837, 877
7950160141	WASHER, 3/8" PLAIN NARROW	251, 345, 461, 504, 541, 643, 657, 736, 789, 799, 837
7950160161	WASHER, FLAT WIDE 3/8	457, 472, 496, 499, 504, 529, 585, 793, 797, 805, 809, 821, 877
7950160350	WASHER, LOCK 3/8" I.D.	387, 461
7950170050	WASHER, LOCK 7/16" I.D.	661, 673, 683, 742, 745, 762, 775
7950170141	WASHER, 7/16" I.D.	746
7950180050	WASHER, LOCK 1/2" I.D.	495, 529, 531, 585, 611, 675, 687, 793, 805, 822, 837
7950180141	WASHER, FLAT 1/2"	347, 585, 611, 793, 805, 822, 837
7950180161	FLAT WASHER, 1/2" I.D.	453, 457, 495
7950190050	WASHER, LOCK	753, 771
7950200050	WASHER, 5/8" I.D. LOCK	529
7950200161	WASHER,	529
7950220050	LOCKWASHER, 3/4" I.D.	472
7951130014	WASHER, FLAT M5 I.D.	373, 519
7951130210	LOCKWASHER, 5MM I.D.	373, 519, 535
7951150014	WASHER, 6MM I.D.	251, 365, 847
7951150210	LOCKWASHER, 6MM I.D.	365

From - 7950140141

To - 7951150210

Manitowoc Cranes

Numerical Index		Appendix B
Part	Description	Page
7951150220	WASHER, LOCK M6	251
7951170014	WASHER, FLAT #8	251, 315, 316, 333, 381, 453, 519, 649, 721, 838
7951170210	WASHER, LOCK 8MM	316, 345, 453, 520, 649, 721, 838
7951170220	WASHER, 8MM SPRING LOCK	251, 333, 341, 381
7951190014	FLAT WASHER, 10MM I.D.	209, 219, 251, 333, 433, 451, 535, 663, 713, 803, 829
7951190210	LOCK WASHER, 10MM	433, 663, 829
7951190220	WASHER, LOCK	251, 333, 451, 457, 803
7951210014	WASHER, FLAT #12	251, 461
7951210210	LOCK WASHER, 12MM I.D.	197, 461
7951210220	LOCK WASHER, 12	251, 457
7951240210	SPRING WASHER, 16MM I.D.	664
7951270014	WASHER,	139
7970140702	WHEEL ASSEMBLY	653
80000005	BRACKET, MOUNTING	347
80000138	BUSHING	345
80000339	DECAL - GROVE FINAL ASSEMBLY AUD	859, 887
80000511	DECAL - DANGER HOIST ENTANGLEMEN	867, 895
80000613	DRIVE LINE ASSEMBLY	643
80000664	DRIVELINE ASSEMBLY	666
80000700	DRIVELINE ASSEMBLY	643
80002331	PLATE F&R CONNECTOR	387
80005189	COVER, REAR CORNER (CAB)	379
80005378	COVER, TOP FRONT	379
80005816	SWITCH L-SERIES DIFF. LOCK	445
80006228	SWITCH L-SERIES REAR STEER	372
80006552	FRONT DASH BOTTOM COVER	379
80006553	COVER, ELECTRIC WIRE	379
80007471	TRANSMISSION ASSEMBLY - 36000 SE	735
80007472	CONVERTER ASSEMBLY - TORQUE	661
80007510	CAB SUPPORT	457
80007593	CABLE ASSY-2/0 RED (15") LG	819
80007595	CABLE ASSY-2/0 BLK (15") LG	819
80008124	MANIFOLD - OUTRIGGER CONTROL	469

From - 7951150220

To - 80008124

Manitowoc Cranes

Numerical Index		Appendix B
Part	Description	Page
80008125	VALVE ASSEMBLY -	541
80008126	VALVE-AXLE LOCKOUT	541
80008127	SOLENOID VALVE - DIFFERENTIAL LO	541
80008162	WORK LIGHT 24V	471, 515
80008262	SPACER PUMP-RIGHT HAND	661
80008474	COUPLING-TEST PORT	736
80008748	180DEG BSHEL W/STRAIN 257-0205	851
80008750	180DEG BSHELL 229-0205	726
80008755	180DEG BSHELL 227-0205	726, 851
80008761	180DEG BSHELL 233-0305	725
80008765	180DEG BSHELL 231-0305	725
80008779	180DEG BSHELL 241-0605	726
80008788	180 DEG BSHELL	211
80008790	180 DEG BSHELL	725, 825
80008792	180DEG BSHELL 247-1205	133
80008971	SHAFT-SPLINED	709
80008999	DIRECTIONAL CONT. VLV, 4 SECT.	251
80009306	FILTER ASSEMBLY -	531
80009325	TRAY - REAR	495
80009333	HHCS M27x160 -10.9 ISO 4014	335
80009833	TELEMATIC CONTROL UNIT (TCU)	455
80009933	PUMP ASSY GEAR D SERIES	661
80009999	FAN GUARD	793
80010045	TRAY MAT	525
80010095	SOLENOID VALVE ASSEMBLY	577
80010100	PLATE BATTERY BOX	877
80010206	VALVE INLINE CHECK 45PSI	239
80010267	TUBE ASSY PISTON PUMP DR TO DR	576
80010291	PLATE-RETAINER	239
80010300	LIFT CYLINDER ASSEMBLY	357
80010445	SPACER	319
80010483	SWING LOCK ASSEMBLY	345
80010492	SWING LOCK BLOCK WELD	347
80010727	TUBE ASSY (JACK CYL RETRACT)	481
80010729	TUBE ASSY (JACK CYL EXTEND)	481
80010749	TUBE ASSY	313

From - 80008125

To - 80010749

Manitowoc Cranes

Numerical Index		Appendix B
Part	Description	Page
80010751	TUBE ASSY	313
80010754	TUBE ASSY	311
80010755	TUBE ASSY	312
80010756	TUBE ASSY	312
80010757	TUBE ASSY	312
80010758	TUBE ASSY	313
80010759	TUBE ASSY	313
80010760	TUBE ASSY	313
80010761	TUBE ASSY	313
80010762	TUBE ASSY	313
80010763	TUBE ASSY	313
80010764	TUBE ASSY	313
80010765	TUBE ASSY	313
80010766	TUBE ASSY	313
80010770	TUBE ASSY	315
80010771	TUBE ASSY	314
80010790	1" GAGE PORT SPACER	311
80010808	1.00 HYD HOSE ASSY	665
80010817	1.25 HYD HOSE ASSY	665
80010818	1.00 HYD HOSE ASSY	576
80010860	CONNECTOR PLATE	495
80010896	TUBE ASSY DIFF LOCK	574
80010917	CONNECTOR PLATE	495
80010920	VALVE ASSEMBLY - NEEDLE	541
80010947	FLOOR ANGLE	349
80011072	CYLINDER ASSEMBLY - OUTRIGGER EX	475
80011145	ADAPTER NPTF / METRIC	319
80011146	ADAPTER METRIC ORR / NPTF	319
80011167	INTEGRATED VALVE - OUTRIGGER REA	541
80011232	PUMP ASSY. PISTON	661
80011233	PUMP ASSY. PISTON	661
80011286	TUBE ASSY -PISTON PUMP INLET	664
80011321	TUBE ASS'Y-OIL COOLER OUTLET	575
80011399	PLATE-HOSE CLAMP	664
80011468	CAST COUNTERWEIGHT - 39000#	641
80011469	CAST COUNTERWEIGHT - 24000#	641

From - 80010751

To - 80011469

Manitowoc Cranes

Numerical Index		Appendix B
Part	Description	Page
80011471	CAST COUNTERWEIGHT SUPPORT BRACK	641
80011556	VALVE-SHUTOFF	843
80011845	TUBE ASSY	307
80011846	TUBE ASSY	308
80011850	TUBE ASSY	310
80011851	TUBE ASSY	310
80011852	TUBE ASSY	308
80012000	CRANK	341
80012010	SLIP RING ASSY 46 CONDUCTOR	239
80012029	BUSHING	235
80012095	VALVE, CHECK PO	479
80012179	ACCESSORY MANIFOLD	251
80012181	PLATE-SPACER	235
80012192	EMERGENCY STOP SWITCH	429
80012209	BOOM LIGHTS CABLE ASSEMBLY	209
80012236	TUBE ASSY	310
80012237	TUBE ASSY	310
80012239	TUBE ASSY	310
80012244	TUBE ASSY	309
80012246	TUBE ASSY	314
80012247	TUBE ASSY	309
80012248	TUBE ASSY	311
80012249	TUBE ASSY	308
80012250	TUBE ASSY	311
80012251	TUBE ASSY	308
80012381	VALVE ASSY. BLOCK MANIFOLD	251
80012470	PLATE-DIAG CONN	426
80012474	ADAPTER	219
80012475	BULKHEAD FITTING PIPE / JIC	219
80012476	PINION GUARD	219
80012477	BRACKET	219
80012482	HOSE	789
80012483	HOSE-1.25 SF TO ORFS	664
80012547	SIDE COVER PLATE LH	519
80012548	SIDE COVER PLATE RH	519
80012618	RESISTOR-4.02K OHM	429

From - 80011471

To - 80012618

Manitowoc Cranes

Numerical Index		Appendix B
Part	Description	Page
80012661	REAR CAB COVER	449
80012663	BRACKET MOUNT	449
80012670	PLATE-RETAINER	239
80012750	RECEPT (3P BLU WEDGE)	725
80012758	CASE DRAIN MANIFOLD BLOCK	251
80012881	TUBE ASSY	309
80012883	TUBE ASSY	308
80012885	TUBE ASSY	309
80012889	TUBE ASSY	314
80012890	TUBE ASSY	314
80012934	CYLINDER ASSEMBLY - INVERTED JAC	475
80012995	BRACKET-DIPSTICK	735
80012998	TUBE ASSY	311
80012999	TUBE ASSY	311
80013000	TUBE ASSY	309
80013001	TUBE ASSY	314
80013074	JPT - AMP	377, 396, 426, 429
80013076	JPT - AMP	396, 425
80013360	BRAKE VALVE BRACKET	252
80013361	COMPACT VALVE BRACKET	252
80013362	MAIN VALVE BRACKET	252
80013363	CENTER VALVE BRACKET	252
80013494	FILTER BRACKET	252
80013511	1.25" HOSE ASSY	313
80013512	1.25" HOSE ASSY	313
80013513	1.25" HOSE ASSY	313
80013514	1.25" HOSE ASSY	313
80013786	BOOM ASSY-STEEL CONSTRUCTION	1
80013787	BOOM ASSY COMPONENT PARTS	1
80013789	ELECTRICAL CONSTRUCTION BOOM ASS	1
80013790	BASIC MEMBER COMPLETE	3
80013791	BOOM REMOVAL BRACKET INSTALLATIO	5
80013871	YOKE PLATE	641
80013956	SUPPORT BRACKET-COUNTERWEIGHT	559
80013991	MALE 90DEG ADAPTER ORFS/METRIC	312
80013992	MALE 90DEG ADAPTER ORFS/METRIC	311

From - 80012661

To - 80013992

Manitowoc Cranes

Numerical Index		Appendix B
Part	Description	Page
80013993	MALE ADAPTER ORFS/METRIC	312
80013994	MALE ADAPTER ORFS/METRIC	147, 310
80013995	MALE TEE ADAPTER ORFS/METRIC	311
80013996	MALE TEE ADAPTER ORFS/METRIC	311
80013997	MALE TEE ADAPTER ORFS/METRIC	311
80014006	PIN-COUNTERWEIGHT LOCKING	559
80014133	COUPLER-SPLINED	709
80014138	COUPLER ASSY-SPLINED	661
80014194	COMPONENT PARTS-BASIC MEMBER	9
80014205	PIN REWORK-UPPER LIFT CYLINDER	139
80014213	AXLE-DRIVE/STEER FRT W/DIFF LO	611
80014216	AXLE-DRIVE/STEER RR W/DIFF LOC	585
80014450	WIRE ROPE SLING	527
80014451	SLING-SYNTHETIC	527
80014594	LEFT HAND VALVE COVER	519
80014595	RIGHT HAND FRONT VALVE COVER	519
80014596	RIGHT HAND MID VALVE COVER	519
80014597	RIGHT HAND REAR VALVE COVER	519
80014601	BRACKET	519
80014602	BRACKET	519
80014614	BRACKET	519
80014628	COVER	519
80014630	COVER	519
80014631	COVER	519
80014746	SATALITE ANTENNA	455
80014752	PORT ADAPTER BSPP/SAE O-RING	310
80014774	1.00" HOSE ASSY	107
80014829	CABLE M12 4-SOC SHIELDED 90DEG	491
80014848	BRACKET	519
80014851	3/8" HOSE ASSY	107
80014916	PLATE	519
80014919	ANGULAR UNIT MAIN JIB-MODIFIED	109
80014921	SPACER	519
80014927	DIAPHRAGM SWITCH #4 SAE O-RING	311
80015007	DECAL-T&L-FLD BM EXT	881
80015008	DECAL-T&L-FLD BM EXT-SYM	881

From - 80013993

To - 80015008

Manitowoc Cranes

Numerical Index		Appendix B
Part	Description	Page
80015009	DECAL-T&L-BM EXT FLY	881
80015010	DECAL-T&L-BM EXT FLY-SYM	881
80015011	DECAL-DNGR-CWT CRUSH HAZARD	867, 895
80015015	DECAL-T&L-BM EXT INSERT	881
80015016	DECAL-T&L-BM EXT INSERT-SYM	881
80015018	DECAL-DNGR-CWT RMVL INSTRUC	867, 895
80015019	DECAL-CTN-LIFT CYL DAMAGE	863, 891
80015081	SHACKLE-SCREW PIN 17MT	527
80015190	PANEL - ULTRAL LOW SULFUR FUEL	882
80015276	STEP CHANNEL TREAD	803
80015277	RIGHT TREAD BRACKET	803
80015278	LEFT TREAD BRACKET	803
80015294	DECAL-RT9150E	873, 901
80015303	DECAL-T&L-RT9150E	881
80015343	DECAL-DANGER-ULTRA LOW SUL	882
80015766	STEP EXTENSION	529, 809
80015767	STEP	529, 531, 805, 809
80016510	GASKET-DECOMP PIPE	821
80016541	CONSOLE, OVERHEAD PANEL W/HOLE	387
80017063	CONNECTOR FEMALE 4 PASS LTGREY	825
80017065	TERMINAL FEMALE 18-20	825
80017128	ADAPTER-M7/16SAEORB-FM1/4BSPP	315
80017200	DECAL - CRANESTAR LOGO	859, 887
80017201	DECAL - CRANESTAR MONITORING	881
80017203	DECAL-CRANESTAR MONITORING-DE	881
80017205	DECAL-CRANESTAR MONITORING-ES	881
80017206	DECAL-CRANESTAR MONITORING-FR	881
80017213	DECAL-CRANESTAR MONITORING-RU	881
80017317	SWITCH,PROXIMITY NORMALLY OPEN	585
80017319	SWITCH ASSY, PROXIMITY NORMALLY	585
80017352	CAVITY PLUG	825
80017413	BRACKET C-STAR	453
80017459	DOCK WASHER	657
80017484	MOUNTING BRACKET	453
80017626	REGEN INITIATE/INHIBIT SWITCH	447
80017871	CABLE ASSY-1/0 RED (108") LG	731

From - 80015009

To - 80017871

Manitowoc Cranes

Numerical Index		Appendix B
Part	Description	Page
80018081	MOUNTING BAND	821
80018084	FUEL TANK-100 GAL	809
80018251	1.50 I.D. SUCTION HOSE ASSY	665
80018267	TCU AND SAT ANTENNA KIT	453
80018276	CABLE, 18/4 TWIST SHEILDED	725, 825
80018311	CRANK	341
80018312	CONTROL CABLE	381
80018313	CONTROL ROD	341
80018314	SHOULDER BOLT	341, 381
80018315	COVER	341
80018318	CRANK	381
80018321	HANDLE	381
80018322	COVER	381
80018323	COMPONENT PARTS-TELESCOPE 5	9
80018333	PIN	585, 611
80018334	PIN	585, 611
80018335	PIN	585
80018336	PIN, LOCKOUT CYL.	585
80018346	CHECK VALVE 1.00 S/F CODE 61	665
80018347	CHECK VALVE 1.25 S/F CODE 62	665
80018360	PAD, TRAY	816
80018381	ELECTR PARTS, TELESCOPE JIB	109
80018399	CYL ASSEMBLY-3.50 STEER	585, 611
80018422	TUBE ASS'Y-PORT 3 SWIVEL	576
80018496	AIR CLEANER ASSEMBLY	829
80018797	BALL VALVE, 1.25" S.F. CODE 62	315
80018882	2.50 HYD HOSE ASSY	577
80018893	ROD	381
80018894	BRACKET	381
80018895	BRACKET	341
80019088	TUBE ASSY	310
80019089	BRACKET	341
80019091	SWITCH L-SERIES MAIN HOIST	372
80019092	SWITCH L-SERIES AUX HOIST	372
80019093	SWITCH L-SERIES LIFT UP/DOWN	373
80019094	SWITCH L-SERIES TELE ON/OFF	373

From - 80018081

To - 80019094

Manitowoc Cranes

Numerical Index		Appendix B
Part	Description	Page
80019096	SWITCH L-SERIES SWING BRAKE	372
80019097	SWITCH L-SERIES SKYLIGHT WIPER	391
80019145	TUBE ASSY	312
80019146	TUBE ASSY	312
80019147	TUBE ASSY	312
80019148	TUBE ASSY	312
80019149	TUBE ASSY	312
80019150	TUBE ASSY	312
80019306	TUBE ASSY	312
80019307	TUBE ASSY	312
80019367	TUBE ASSY	313
80019368	TUBE ASSY	313
80019423	TUBE ASSY	313
80019428	PIN	341
80019654	MALE FASTON JUMPER	377
80019682	ORIFICE ADAPTER - 0.023 DIA	315
80019762	CABLE ASSEMBLY	109
80019763	CABLE ASSEMBLY	109
80020176	TUBE ASSY	312
80020177	TUBE ASSY	312
80020616	BOOM EXT SWITCH INSTALLATION	189
80020656	PLATE	585
80020657	BRACKET REAR STEER	585
80020658	BRACKET REAR STEER SENSOR	585
80020948	LIFT CYLINDER BOX (MODIFIED)	5
80021466	CAVITY SEAL (150)	725
80021593	CABLE, 20 AWG CAN-BUS SHEILDDED	426, 725
80022000	BRAKE ASSEMBLY-PARKING	611
80022386	DECAL-DATA RECORDER	882
80022387	DECAL-DATA RECORDER-DE	882
80022389	DECAL-DATA RECORDER-ES	882
80022390	DECAL-DATA RECORDER-FR	882
80022397	DECAL-DATA RECORDER-RU	882
80022466	12V BATTERY	815
80022510	BRACKET FRONT	333
80022511	BRACKET REAR	333

From - 80019096

To - 80022511

Manitowoc Cranes

Numerical Index		Appendix B
Part	Description	Page
80022515	ENGINE VENT LINE	794
80022517	RADIATOR FILL LINE	793
80022577	BRACKET	815
80022579	CRANE FUNCTION OFF	372
80022668	5TH WHEEL	463
80022948	STEP	470
80022993	STEP	471
80023103	STEP	470
80023172	KIT-SHEETMETAL O/R BOX ASSY	472
80023246	SPACER	197
80023256	BELLOWS - EXHAUST 4"ID X 10"	821
80023298	FLANGE	351
80023374	HOIST ACCESS PLATFORM ASSY	349
80023375	HOIST ACCESS PLATFORM	351
80023377	FRONT RAIL	351
80023388	REAR RAIL ASSY	351
80023406	SIDE RAIL ASSY	351
80023504	BATTERY CABLE BLK 1/0 36"	731
80023723	BRACKET	372
80023842	PLATE, SEAT MOUNT	371
80023849	SUPPORT, ARM	371
80023851	BRACKET, SEAT BAR	367
80023974	DOCK WASHER	461
80024120	COVER, CONSOLE	379
80024121	COVER, BOTTOM	379
80024122	STEERING CONSOLE COVER	379
80024123	PLASTIC, CAB WINDOW RH	379
80024177	FRONT DASH COVER	379
80024539	LADDER SUPPORT	349
80024878	FRONT DOOR PANEL	507
80024879	REAR DOOR PANEL	504
80024882	DOOR-FRONT	507
80025130	PUMP COVER	507
80025132	FRONT TOP PANEL	507
80025133	HOOD SIDE FRONT RIGHT	507
80025134	HOOD SIDE FRONT LEFT	507

From - 80022515

To - 80025134

Manitowoc Cranes

Numerical Index		Appendix B
Part	Description	Page
80025135	HOOD SIDE CTR RIGHT	507
80025136	HOOD SIDE CTR LEFT	507
80025138	HOOD GRILL	504
80025140	HOOD-REAR	504
80025141	PANEL-CTR TOP	507
80025184	PLATE	387
80025215	BRACKET	829
80025243	FAN ASSY-MW 30 SUCKER	661
80025252	DPF ASSY-SISO	821
80025311	RADIATOR	797
80025320	LEFT REAR FENDER	495
80025322	RIGHT REAR FENDER	495
80025427	RADIATOR ASSEMBLY	793
80025465	ANGLE BRACKET	504
80025501	CLAMP-V-BAND 88.9NOM/11MM WIDE	821
80025523	RADIATOR TUBE-TOP	794
80025545	CONN FCI 24PASS FEMALE	725
80025546	CAVITY PLUG FCI CONN (2.8)	725
80025547	TERM FEMALE FCI 18-20GA (150)	725
80026005	EXHAUST TUBE	821
80026010	EXHAUST TUBE	821
80026029	1.25 HYD HOSE ASSY	663
80026098	HARNESS ASSEMBLY-EXHAUST SENSORS	822
80026126	TUBE-LOWER RADIATOR	797
80026135	BRACKET-BOOM HOSE	107
80026274	WELDMENT	821
80026279	CAC MOUNTING	837
80026280	MOUNTING LINK	837
80026281	ANGLE BRACKET	837
80026282	CAC COLD TUBE	837
80026283	CAC HOT TUBE	837
80026284	CAC HOT TUBE	837
80026290	CLAMP SUPPORT BRACKET	837
80026301	SHROUD	797
80026303	SHROUD FACE	797
80026327	PLATE-RAD STABILIZER	793

From - 80025135

To - 80026327

Manitowoc Cranes

Numerical Index		Appendix B
Part	Description	Page
80026332	BAFFLE	793
80026375	BRACKET-RAD DRAIN	657
80026377	CAC BAFFLE	837
80026467	EXHAUST COVER	504
80026468	DOOR REAR LEFT	504
80026469	DOOR REAR RIGHT	504
80026470	LEFT SIDE PANEL	504
80026471	RIGHT SIDE PANEL	504
80026517	DECAL-CAUTION-BATTERY CONN	863, 891
80026592	BAFFLE-RAD TOP	794
80026702	HARNESS ASSEMBLY-OVERHEAD PANEL	391
80026703	HARNESS ASSEMBLY-CAB	387
80026704	HARNESS ASSEMBLY-	401
80026711	GEAR PUMP WITH PRIORITY FLOW	661
80026753	LADDER	501
80026766	WIRE TIE BAR	821
80026771	DECAL-CTN-TRAVEL SPEED	859, 887
80026772	DECAL-PIN SWING LOCK	859, 887
80026774	VALVE FLOW CTRL 4.5 GPM 24V	541
80026777	ADAPTER-HEATER PORT	661
80026791	CLAMP SUPPORT BRACKET	838
80026798	LADDER ASSEMBLY	495
80026801	RADIATOR HOSE	794
80026805	PIN	469
80026834	LADDER STOWAGE	495
80026851	BAR	319
80026852	PLATE, CAB FUSE AND MODULE	401
80026898	SWITCH, COOLANT LEVEL	801
80026985	SCR COOL HOSE 3/8" ID x 8" LG	797
80027006	HARNESS ASSEMBLY-ENGINE	721
80027088	CHARGE AIR COOLER ASSEMBLY	837
80027145	FUEL TANK ASSEMBLY	805
80027195	DECAL-SYMBOL ID	859, 887
80027210	QUICK RELEASE PIN	471
80027233	PIN-LOWER	457
80027234	PIN-UPPER	457

From - 80026332

To - 80027234

Manitowoc Cranes

Numerical Index		Appendix B
Part	Description	Page
80027251	SHEETMETAL, BATTERY DISC MOUNT	816
80027254	RIGHT HAND DECK	495
80027255	LEFT HAND DECK	495
80027300	ENGINE HOOD ASSEMBLY	504
80027367	GRAB HANDRAIL	496
80027369	ALTERNATOR-24V-70A SPOOL MNT	661
80027370	CABLE KIT- BATTERIES, RT9150E	815
80027372	CABLE-RED 4/0 84" BAT+/DISCSW	819
80027373	CABLE-RED 1/0 72" FUSE TO FUSE	819
80027431	VALVE MOUNTING PLATE	541
80027476	COVER-BATTERY BOX	877
80027488	TUBE ASS'Y-RETURN MANIFOLD	529
80027505	HARNESS ASSEMBLY-	387
80027538	PLATE	821
80027561	PANEL ASSY FUSE AND RELAY	387
80027562	PLATE, CAB RELAY	401
80027615	CABLE KIT ENGINE RT9150E4	721
80027666	PANEL ASSY OVERHEAD CONSOLE	387
80027672	BATTERY CABLE, RED 4	731
80027679	STEERING COLUMN (TILT/TELE)	433
80027691	CABLE, BATTERY RED	819
80027706	BAFFLE-RH	794
80027716	LIFT CYLINDER SUPPORT ASSEMBLY	363
80027717	LIFT CYLINDER SUPPORT	365
80027761	COUNTERWEIGHT STAND	337
80027766	ESI - ENGINE RT9150E4	665
80027817	BATTERY CABLE, RED	731
80027818	BATT CABLE, RED	731
80027820	BATT CABLE, BLK 4/0	731
80027821	BATTERY CABLE, RED	731
80027823	CABLE-BLK	731
80027834	BOTTLE JACK ASSY (MODIFIED)	365
80027886	HEATER & CONTROL PANEL (24V)	297
80027960	ADAPTER-METRIC TO NPT	665
80027961	VALVE-SHUT OFF	657
80027962	ELBOW-HOSE TO NPT-90	657

From - 80027251

To - 80027962

Manitowoc Cranes

Numerical Index		Appendix B
Part	Description	Page
80027963	ELBOW-HOSE TO NPT-45	665
80028040	BRACKET-VALVE MTG	657
80028169	DECAL-PATENT-CRANE	881
80028373	DECAL INSTALLATION	875, 881
80028574	RESISTOR - 300 OHM	853
80028811	HAND THROTTLE ENABLE	447
80028865	SWITCH-PRESS	579
80029025	MOUNT	661
80029064	AIR COND KIT-CUMM ISL ENG 24V	663
80029433	BRACKET-WF MTG	665
80029477	BRACKET-CAC TUBE SUPPORT	661
80029487	BRACKET-RAD TUBE SUPPORT	794
80029640	BRACKET	657
80029863	DECAL-CTN-HOT SURF & GASES-DE	882
80029866	DECAL-CTN-HOT SURF & GASES-FR	882
80029881	DECAL-DANGER-ULT LOW SULFUR-RU	882
80029901	DECAL-CTN-HOT SURF & GASES-RU	882
80029964	FRONT DECK-LH	495
80029965	SUPPORT ANGLE	495
80029966	FRONT COVER PANEL-LH	495
80029971	FRONT DECK-RH	495
80029973	CAC COVER	495
80029975	GRILL LADDER	495
80030034	DECAL-CTN-HOT SURFACE & GASES	882
80030035	DECAL-CTN-HOT SURF & GASES-ES	882
80030173	WHEEL NUT 3/4-16UNF Flg	651
80030212	FRONT COVER PANEL RH	495
80030213	ANGLE	495
80030308	10-PASS FEMALE CONNECTOR FCI	825
80030401	TAILPIPE	821
80030413	HARNESS ASSEMBLY-SEAT	372
80030419	TERM-20 FERRULE SINGLE INSUL.8	416
80030421	LONG WIRE PIN-BLUE	416
80030422	LONG WIRE PIN-YELLOW	416
80030459	KIT FENDER & DECKING	496
80030502	M12 CAP,MALE,PLASTIC,LOOP	491

From - 80027963

To - 80030502

Manitowoc Cranes

Numerical Index		Appendix B
Part	Description	Page
80030583	SPACER-PUMP-LH	661
80030912	REAR DECK ASSEMBLY-LH	495
80030915	ACCESS PANEL	499
80031079	BRACKET-EXH PIPE SUPPORT	821
80031177	EXHAUST COVER	495
80031257	Cable M12 4-SOC Shielded 90DEG	491
80031260	REAR DECK-LH	499
80031632	BRACKET-STRAIN RELIEF	402
80031875	TUBE ASSY BRAKE	573
80032223	TURNTABLE	219
80032769	DECAL-POWER PANEL	859, 887
80032779	DECAL INSTALLATION	875
80032780	DECAL INSTL RT9150E4-FRGN STD	881
80032781	DECAL INSTALLATION-STANDARD	875, 881
80032782	DECAL INSTALLATION-STANDARD CAB	855, 883
80032783	DECAL INSTALLATION-STANDARD CARR	855, 883
80032784	DECAL INSTALLATION-STANDARD SS	855, 883
80032785	DECAL INSTALLATION-STANDARD BOOM	855, 883
80032787	DECAL INSTL RT9150E4-ES	881
80032788	DECAL INSTL RT9150E4-DE	881
80032789	DECAL INSTL RT9150E4-FR	881
80032790	DECAL INSTL RT9150E4-RU	881
80032847	SWIVEL ASSEMBLY	239
80032943	PLATE-CAC TUBE CONN	838
80032949	PLATE-CAC TUBE CONN	838
80032971	BRACKET-SUPPORT	661
80033017	ELECTRIC, WATER & HYDRAULIC	235
80033087	LANYARD-WIRE ROPE	838
80033170	CABLE-BLK 4/0 120"(ENG/BAT-)	731
80033282	STRING POTENTIOMETER, 110"	847
80033868	BRAKE-PARK ASSY	611
80034260	WEAR PAD ASSY	469
80034479	PANEL-LOW SULFUR DIESEL FUEL	882
80034603	TUBE ASSY	314
80034604	TUBE ASSY	314
80034607	TUBE ASSY	309

From - 80030583

To - 80034607

Manitowoc Cranes

Numerical Index		Appendix B
Part	Description	Page
80034609	TUBE ASSY	314
80034622	TUBE ASSY	307
80034690	3-POS KNOB ROTARY SWITCH W/KEY	430
80034691	2-N.O. CONTACT BLOCK	430
80034750	DECAL-CAUTION-TRANS DAMAGE	859, 887
80034979	OUTRIGGER BOX	469
80034980	OUTRIGGER BOX ASSEMBLY	465
80035038	OUTRIGGER BEAM ASSEMBLY	469
80035039	OUTRIGGER BEAM	475
80035056	STRING POTENTIOMETER MOUNT	847
80035290	OMS INSTALLATION	845
80035301	HARNESS ASSEMBLY -	471
80035691	HYDRAULIC RESERVOIR	531
80035692	HYDRAULIC RESERVOIR ASSEMBLY	529
80035746	ENGINE ASSEMBLY-QSL T-4	657
80035779	PANEL-ULTRA LOW SULFUR FUEL-DE	882
80035781	PANEL - ULTRAL LOW SULFUR FUEL	882
80035782	PANEL - ULTRAL LOW SULFUR FUEL	882
80035790	PANEL-ULTRA LOW SULFUR FUEL-RU	882
80035973	PRESSURE REDUCING VALVE	309
80036023	PAD-ARMREST	371
80036631	SEAT ASSEMBLY	367
80036632	ARM REST	371
80036634	PLATE	371
80037260	DECAL - DANGER ELECTROCUTION HAZ	863, 891
80037995	KEY	430
80038046	TUBE-INTAKE	829
80038834	TELE HYDRAULIC LINES INSTALLATIO	93
80038835	BOOM ASSY HYDRAULIC COMPONENTS	1
80039189	SURGE TANK	801
80039378	SURGE TANK INSTALLATION	793
80039379	SURGE TANK ASSEMBLY	799
80039785	COUNTERWEIGHT SUPPORT	337
80040286	LMI WARNING LIGHT-24V	827
80040303	HAT BRACKET	822
80040337	24V WARNING LIGHT-MODIFIED	822

From - 80034609

To - 80040337

Manitowoc Cranes

Numerical Index		Appendix B
Part	Description	Page
80040367	RESISTOR ASSEMBLY 300 OHM	851
80040371	HARNESS ASSEMBLY	849
80042504	.75" HOSE ASSY	107
80042505	.75" HOSE ASSY	107
81007557	DECAL - WARNING CALIFORNIA PROP	859, 887
8246912300	MOULDING, RUBBER	504, 797
8246964300	MOULDING	504, 507, 794, 797
8496900046	MOULDING	504
8496980002	MOULDING	349, 495, 501, 797
8506053074	MOULDING	501
8506904000	MOULDING	794
8594000001	FLEXGUARD - 1.00" I.D.	425, 726, 843
8594000002	FLEXGUARD - .750" I.D.	425, 429, 726
8594000004	FLEXGUARD - .500" I.D.	377, 395, 425, 491, 726, 825
8594000005	FLEXGUARD - .413" I.D.	396, 491
8594000006	FLEXGUARD - .350" I.D.	377, 395, 425, 491, 726, 825
8594000019	FLEXGUARD, 1/4" I.D.	377, 395, 425, 453, 491, 537, 585, 726, 825, 827, 849, 851
8594000022	FLEXGUARD - 1.250" I.D.	239
8594000023	FLEXGUARD - 1.625" I.D.	240
8594000027	WRAP, HOSE	721
8594000028	WRAP, HOSE	475
8594000030	WRAP, HOSE	794
8594100256	TUBING, HEAT SHRINK 1/4" I.D.	133, 377, 395, 416, 425, 429, 491, 827, 851
8594100257	TUBING, HEAT SHRINK 1/2" I.D.	377, 416, 426, 491, 726, 825
8594100268	TUBING, SHRINKABLE	402
8594100272	1.0HSC W/AML	853
8596902512	HOSE ASSY, 1/4" I.D. X 25'	809
8596902523	2.25" ID X 2.64" OD WRAPPED HOSE	794, 797
8596902527	HOSE, HEATER 3/8 ID X 11/16 OD	662, 663, 794, 797
8596902528	HOSE, 5/8" I.D.	539, 665, 843
8596902531	TUBE, RUBBER 5/16 ID X 50' LONG	794
8596910250	HOSE, HEATER 5/8" I.D. - 60.00"	665
8637053001	MOULDING	877
8637059004	MOULDING	805

From - 80040367

To - 8637059004

Manitowoc Cranes

Numerical Index		Appendix B
Part	Description	Page
8977600300	WIRE, WHITE ELECTRICAL	827
90000036	BRUSH & ARM ASSY.	247
90000046	RIVET, S.S.	247
90000894	VALVE, CART. & COIL ASSY. 24V.	549
90011882	KIT, DICS SPRING	634, 638
90011883	KIT, OVERHAUL	634, 638
90011991	MOTOR ASSY. HYD	841
90012174	V-BELT	713
90012262	YOKE ASSY.	645
90012588	KIT, U-JOINT BRG. W/ HARDWARE	645
90012594	YOKE ASSY. W/ DUST CAP	733
90013988	COIL, 24 VOLT	485
90013989	NUT, COIL	485
90014066	SEAL, OIL	775
90014202	BEARING	681
90014233	SEAL, OIL	776
90014287	PLUG, SAE#4 (44-20)SOCKET HEAD	479
90014288	PLUG, SAE#6(56-18)SOCKET HEAD	479
90014436	KIT, SEAL	479
90014694	HANDLE/KNOB	843
90014856	CAP ASSY	533
90014857	BOWL ASSY	533
90014858	PLATE, NAME	533
90014919	BEARING, BALL	753, 755
90014965	NUT, LOCK 3/8" NYLON	841
90015249	U-JOINT ASSY.	647
90015250	SLIP YOKE ASSY.	647
90015251	LOCKWASHER, 1/2"	647
90015252	CAPSCREW, 1/2"	647
90015253	CAP, DUST	647
90015254	FITTING, GREASE	647
90015312	COILS ASSY. 24V.	545, 549, 555, 581
90015332	VALVE ASSY, NEEDLE	551
90015333	KNOB, PLASTIC	551
90015334	VALVE ASSY, CHECK	551
90015373	COVER, REAR	745

From - 8977600300

To - 90015373

Manitowoc Cranes

Numerical Index		Appendix B
Part	Description	Page
90015374	COVER GROUP - INPUT SHAFT AND FR	739
90015375	COVER GROUP - CASE AND REAR	739
90015376	GEAR SET GROUP - INPUT DRIVE	739
90015377	GEAR GROUP - LOW SPEED	739
90015386	SHAFT GROUP - REVERSE AND 2ND CL	739
90015387	BRACKET, BASE ALUMINUM	247
90015388	STUDS, BRUSH	247
90015389	HARNESS, CENTER ASSY	248
90015390	HARNESS, FRONT BRUSH	248
90015391	HARNESS, REAR BRUSH	248
90015392	CLUTCH SHAFT ASSEMBLY GROUP -	739
90015393	SHAFT GROUP - LOW (1ST) SPEED CL	739
90015394	GEAR GROUP - LOW CLUTCH AND IDLE	739
90015395	IDLER GROUP - FORWARD HIGH CLUTC	739
90015396	CLUTCH GROUP - FORWARD HIGH & 3R	739
90015397	SHAFT GROUP - IDLER	739
90015398	GEAR GROUP - IDLER AND OUTPUT	739
90015402	FLANGE GROUP - OUTPUT	739
90015403	FLANGE GROUP - INPUT	739
90015404	CAP, BEARING	753
90015405	DISC, INNER CLUTCH	755, 757, 761, 769
90015406	SHAFT ASSY, 1ST SPEED CLUTCH	765
90015407	CAP, FRONT BEARING	775
90015408	CAP SCREW, BRACKET	776
90015409	O-RING	787
90015412	SWITCH ASSY, PRESSURE	549
90015415	CAP SCREW, M5X8MM SOCKET HEAD	549
90015416	DRIVE GROUP - LOW SPEED	739
90015417	SHAFT GROUP - FORWARD CLUTCH	739
90015418	SHAFT GROUP - OUTPUT AND REAR DI	739
90015423	CAPSCREW	673
90015425	COVER, IMPELLER	673
90015426	PLUG	683
90015427	GASKET	687
90015429	GEAR HUB & OUTPUT FLANGE GROUP	669
90015430	IMPELLER HUB & WHEEL GROUP	669

From - 90015374

To - 90015430

Manitowoc Cranes

Numerical Index		Appendix B
Part	Description	Page
90015431	STATOR SUPP.& OIL BAFFLE GROUP	669
90015432	SPEED SENSOR BUSHING GROUP	669
90015433	TURBINE SHAFT GROUP	669
90015434	PUMP DRIVE GROUP	669
90015435	PRESS. REGULATING VALVE GROUP	669
90015436	REG.VALVE/CHG.PUMP DRIVE GROUP	669
90015437	CHARGE PUMP & REG. VALVE GROUP	669
90015438	REGULATOR VALVE GROUP	669
90015543	O-RING	545
90015544	O-RING	545
90015545	VALVE,PRESS REDUCING @ 3000PSI	545
90015546	VALVE, CHECK CART.	545
90015547	VALVE, CHECK CART.	545
90015548	VALVE,CART.PROPORTIONAL RELIEF	546
90015549	NUT	546
90015550	VALVE, CHECK PO	546
90015551	PLUG, ORIFICE .070	546
90015552	PLUG, ORIFICE .155	546
90015553	CAPSCREW, SOCKET HEAD	546
90015554	KIT, SEAL	545
90015555	KIT, SEAL	545
90015556	KIT, SEAL	546
90015592	CAP SCREW, 3/8-16 X 1.5 HEX	841
90015593	BOLT,5/16"-18 X 1" FLANGE HEAD	841
90015595	WASHER, 5/16 FLAT	841
90015598	WASHER, 3/8" FLAT	841
90015816	VALVE,ASSY.PRESS.REDUC @ 3000	289
90015817	VALVE ASSY. CART. CHECK	289
90015818	VALVE ASSY. PRESS. COMPENSATOR	289
90015819	VALVE ASSY.CART.RELIEF @ 2500	289
90015820	PLUG, ORIFICE .080"	289
90015821	KIT, SEAL	289
90015822	KIT, SEAL	289
90015823	KIT, SEAL	289
90015935	KIT, ROTARY GROUP	702
90015936	SHAFT ASSY.	701

From - 90015431

To - 90015936

Manitowoc Cranes

Numerical Index		Appendix B
Part	Description	Page
90015937	BEARING	701
90015938	RING, RETAINER	701
90015940	REGULATOR ASSY.	702
90015941	KIT, SEAL - PUMP	702
90015943	BARREL ASSY.	607, 631
90015944	ROD ASSEMBLY	607, 631
90015945	GLAND, ROD	607, 631
90015946	PISTON ASSY. 3.5"	607, 631
90015948	KIT, SEAL	607, 631
90015949	O-RING	702
90015959	SHAFT ASSY. SPLINE	697
90015960	BEARING	697
90015961	BEARING	697
90015962	SPACER	697
90015963	COVER, SEAL	697
90015964	CAPSCREW	697
90015965	CAPSCREW	697
90015966	O-RING	697
90015967	O-RING	697
90015968	SEAL	698
90015969	REGULATOR ASSY.	698
90015970	CAPSCREW	698
90015971	O-RING	698
90015972	KIT, ROTARY GROUP	698
90015973	KIT, SEAL - PUMP	698
90015975	KIT, SWASH ASSY. GROUP	698
90015976	KIT, SWASH ASSY. GROUP	702
90015977	RING, RETAINER	698
90015978	RING,EYE LIFTING	698, 702
90016069	LIGHT ASSY. INDICATOR	437
90016072	BELLOW, RUBBER	437
90016073	DECAL, LABEL F-N-R	437
90016074	SWITCH ASSY.	437
90016088	BUTTON, PARK BRAKE, RED	437
90016089	SWITCH ASSY.	437
90016090	BUTTON, HEADLIGHTS, AMBER	437

From - 90015937

To - 90016090

Manitowoc Cranes

Numerical Index		Appendix B
Part	Description	Page
90016091	SWITCH ASSY.	437
90016092	BUTTON, 2WD/4WD, AMBER	437
90016093	BUTTON, HAZARD ON/OFF, RED	437
90016094	COVER, CAP	437
90016095	SWITCH ASSY.	437
90016096	BUTTON, ENGINE IDLE/DEC	437
90016097	SWITCH ASSY. IGNITION	437
90016098	COLUMN ASSY. STEERING	437
90016099	COVER, DASHBOARD	437
90016100	COVER, LEFT SIDE	437
90016101	COVER, RIGHT SIDE	437
90016102	BELLOW, RUBBER	437
90016103	WHEEL, STEERING	437
90016104	CAP, WHEEL STEERING	437
90016105	HARNES ASSY.	437
90016107	RELAY	437
90016119	HANDLE, LOCKING	438
90016205	KIT, SERVICE REPAIR	705
90016380	NUT, M18 X 1.5 DIN 936	438
90016381	WASHER, 19 X 34 X 3 DIN 125 A	438
90016382	CAP, RUBBER	438
90016404	NUT	438
90016779	VALVE, ASSY. CART. RELIEF	285
90016780	VALVE, ASSY. CART. RELIEF	285
90016781	VALVE, ASSY. CART. FLOW DIVIDER	285
90016782	VALVE, CART. & COIL ASSY. 24V.	285
90016783	VALVE, CHECK CART. ASSY.	285
90016784	PLUG, ORIFICE 2.0 MM	285
90016785	PLUG, ORIFICE 0.8 MM	285
90016786	VALVE, CHECK CART. ASSY.	285
90016789	PLUG, ORIFICE 3.0 MM	286
90016790	VALVE, ASSY. WORK SECTION 24V.	286
90016791	VALVE, CART. FLOW CONTROL	286
90016792	VALVE, ASSY. PRESSURE RELIEF	286
90016793	VALVE, ASSY. CHECK, PILOT OPER.	286
90016794	PLUG, ORIFICE .5 MM	286

From - 90016091

To - 90016794

Manitowoc Cranes

Numerical Index		Appendix B
Part	Description	Page
90016795	CAPSCREW, 12.9 MM	286
90016796	CAPSCREW SOCKET HEAD 10.9 MM	286
90016797	KIT, SEAL	285
90016798	KIT, SEAL	285
90016799	KIT, SEAL	285
90016800	KIT, SEAL	285
90016801	KIT, SEAL	286
90016917	KIT, GEAR SET	705
90016918	KIT, GEAR PLATE	705
90016919	KIT, CAPSCREW SET	705
90017263	COIL, 24V	286
90017264	O-RING	286
90017265	NUT	286
90017433	SEAL	591, 615
90017434	HOUSING ASSY. AXLE	595, 619
90017435	RETAINER ASSY.	595, 619
90017436	BUSHING	595, 619
90017437	RETAINER	595, 619
90017438	SEAL	595, 619
90017439	SPINDLE ASSY.	599, 623
90017440	BUSHING	599, 623
90017441	SEAL	599, 623
90017442	SEAL	599
90017443	SLEEVE	599, 623
90017444	BRAKE ASSY. CALIPER	603, 627
90017449	PLUG	605, 629
90017450	SCREW, BLEEDER	605, 629
90017451	CAP, BLEEDER	605, 629
90017452	PAD, BRAKE	605, 629
90017453	PLATE, RETAINER	605, 629
90017454	KIT, SEAL	605, 629
90017457	HOUSING, AXLE GROUP	589, 613
90017458	HUD & SHAFT GROUP	589
90017459	BRAKE GROUP	589, 613
90017460	BRAKE ASSY. GROUP	589, 613
90017463	HUB & SHAFT GROUP	613

From - 90016795

To - 90017463

Manitowoc Cranes

Numerical Index		Appendix B
Part	Description	Page
90017521	KIT, CAM OVERHAUL	635, 639
90017542	VALVE, CART. CHECK	239
90018100	VALVE ASSY.MANIFOLD BODY ASSY.	255
90018101	VALVE ASSY.MANIFOLD BODY ASSY.	255
90018102	CONTROL CART. COVER GROUP	255
90018103	CONTROL 3-PISTON, COVER GROUP	255
90018104	CONTROL 1-PISTON, COVER GROUP	255
90018105	CONTROL, COVER GROUP	255
90018106	CONTROL, COVER GROUP	255
90018107	COVER ASSY. GROUP	255
90018108	COVER ASSY. GROUP	255
90018109	COVER ASSY. GROUP	255
90018110	VALVE BLOCK W/CONTROL GROUP	255
90018111	PLUG	259, 263
90018112	PLUG	259, 263
90018113	PLUG	259, 263
90018114	PLUG	259, 263
90018115	VALVE ASSY.	259
90018119	VALVE ASSY. PRESSURE CONTROL	259, 263
90018127	PLUG, ORIFICE	259, 263, 281
90018128	SET SCREW	259
90018129	VALVE ASSY. CHECK	259
90018130	PLUG	259, 263
90018131	VALVE ASSY. SHUTTLE	259, 263
90018132	VALVE, SHUTTLE	259
90018133	PLUG, ORIFICE	259
90018134	VALVE ASSY. CHECK	259, 263
90018135	FILTER	259
90018136	PLUG, ORIFICE	259, 263
90018142	O-RING	263
90018144	O-RING	263
90018145	O-RING	263
90018146	CAPSCREW	263
90018147	WASHER	263
90018148	VALVE ASSY. CHECK	263
90018149	CAPSCREW	265, 267, 269, 275, 277

From - 90017521

To - 90018149

Manitowoc Cranes

Numerical Index		Appendix B
Part	Description	Page
90018150	CARTRIDGE	265
90018151	SEAL SET	265
90018152	PLATE, COVER	267
90018153	CAPSCREW	267, 277
90018154	CAPSCREW W/LOCK, ADJUSTER	267, 269
90018155	O-RING	267, 269
90018156	SPACER	267, 269
90018157	SPACER STOP	267, 269
90018158	PLATE, COVER	269
90018159	CAPSCREW	271, 273, 279
90018160	CAPSCREW W/LOCK & CAP,ADJUSTER	271, 273, 279, 281
90018161	O-RING	271, 273, 279, 281
90018162	O-RING	271, 273, 279, 281
90018165	PLATE, COVER	277
90018166	CAPSCREW	281
90018167	CART.VALVE ASSY. W/COIL	281
90018168	CAPSCREW	281
90018169	CART.VALVE ASSY. W/COIL	281
90018225	TAPE, FOAM	841
90018266	DIFF.CARRIER GROUP 6.43 RATIO	613
90018268	DIFF.CARRIER ASSY.@ 6.43 RATIO	593, 615
90018269	DIFF.CARRIER GROUP 6.43 RATIO	589
90018284	VALVE, CART. PRESSURE RELIEF	261
90018285	VALVE, CART. PRESS. REDUCING	261
90018286	CAPSCREW	261
90018287	O-RING	261
90018288	O-RING	261
90018289	KIT, SEAL	261
90018290	KIT, SEAL	261
90018291	PLUG, ORIFICE 2.0	261
90018659	PLATE, SIDE WEIGHT	143
90018660	PLATE GROUP, SIDE SET	143
90018761	CONTROL VALVE MTG. GROUP	739
90018762	VALVE ASSY. CONTROL 24V.	779
90018763	CONTROL VALVE ASSY. 24V. GROUP	739
90018775	SPACER	438

From - 90018150

To - 90018775

Manitowoc Cranes

Numerical Index		Appendix B
Part	Description	Page
90018777	O-RING	438
90018981	KEY, IGNITION	437
90019453	FILTER ASSY. AIR PRIMARY	833
90019454	FILTER ASSY. AIR SECONDARY	833
90019455	SENSOR ASSY. TBAP	833
90019456	DOOR ASSY. SERVICE	833
90019457	CAP ASSY. RUBBER	833
90019458	VALVE ASSY. DUST EJECTION	833
90019728	GUARD, FAN 20"	841
90019729	FAN ASSY.	841
90019808	CLIP, SCREW M4	437
90019809	SCREW, M4 X 12	437
90019810	SCREW, M4 X 16	437
90019822	SWITCH ASSY. MULT-FUNCTION	437
90019823	SCREW, M6	437
90019824	RING, RETAINER	437
90019825	NUT, SELF-LOCKING	437
90019826	SCREW, 5X50	437
90019827	FLASHER ASSY.	438
90019828	KEY, 5X6	438
90019893	FILTER, OIL	666
90019917	O-RING, 2-PKT	713
90020390	KIT, SEAL	841
90020544	BELT, DRIVE	666
90020643	PLATE, BACKING	299
90020644	POTENTIOMETER, CONTROL, TEMP.	299
90020645	PLATE, MOUNTING	299
90020646	SWITCH ASSY. BLOWER	299
90020647	SWITCH ASSY. ON/OFF	299
90020648	KNOB ASSY.	299
90020649	HARNESS ASSY.	299
90020650	NUT	299
90020651	LOCKNUT	299
90020652	KNOB W/SET SCREW	299
90020653	FACEPLATE, LIGHTED 24V.	299
90021158	MOUNTING KIT	713

From - 90018777

To - 90021158

Manitowoc Cranes

Numerical Index		Appendix B
Part	Description	Page
90021159	COMPRESSOR ASSY. 24V	713
90021160	CLUTCH & COIL ASSY. 24	713
90021162	CAPSCREW	713
90021163	CAPSCREW, ADJUSTER	713
90021164	NUT	713
90021165	BUSHING	713
90021269	VALVE, CART RELIEF @ 1100 PSI	557
90021283	CORE ASSY. AIR COOLER	841
90021284	SHROUD, FAN	841
90021285	NUT, GR5	841
90022196	KIT, SEAL	243
90022231	HOUSING ASSY. WATER	243
90022232	PLATE, DRIVE	243
90022233	PLATE, COVER FLANGE	243
90022234	HOUSING, ASSY. HYD.	243
90022235	SPOOL ASSY.	243
9005100208	VALVE, GAS	293
9005100209	O-RING, VALVE	293
9005100210	PROTECTOR, VALVE	293
9005100211	SCREW, PROTECTOR	293
9005100224	KIT, SEAL	293
9049100263	CAPSCREW	746
9049101125	BOLT, CAP SCREW	741, 745, 767
9049101150	CAP SCREW,	741
9049101214	BEARING	776
9049101377	LOCKWASHER	685, 776
9049101545	PIN, COTTER	592, 616
9049101653	NUT	595, 619
9049101705	WASHER, LOCK	591, 592, 616
9049101920	PLUG, DRAIN	595, 601, 619, 625
9049101980	FLATWASHER	615
9049102036	FLATWASHER	595, 619
9049102985	WASHER,	599, 600, 623, 624
9049103500	STUD	776
9049103562	FITTING, GREASE	599, 623
9049103565	BUTTON, THRUST	600, 624

From - 90021159

To - 9049103565

Manitowoc Cranes

Numerical Index		Appendix B
Part	Description	Page
9049103737	CAP SCREW,	603, 627
9049103739	WASHER, HARDENED	599, 623
9049103806	NUT	615
9049103927	CAP SCREW,	599, 623
9049104562	FLATWASHER	591, 615
9049104611	BUSHING	595, 619
9049104612	PLUG, EXPANSION	595, 619
9049104621	WASHER ASSEMBLY	600, 624
9049104622	PIN	600, 624
9049104623	NUT, WHEEL BEARING	600, 624
9049104628	CONE, BEARING	600, 623, 624
9049104629	CUP, BEARING	600, 624
9049104632	LOCK, POSITION	600, 624
9049104641	WASHER,	599, 623
9049104652	SHIM,	599, 623
9049104653	SHIM,	599, 623
9049105159	WASHER, THRUST	592, 616
9049105173	SCREW,	592, 617
9049105174	NUT	592, 617
9049105202	CUP, BEARING	591, 615
9049105631	PLUG - FILLER HOLE	595, 601, 619, 625
9049106089	CONE, WHEEL BEARING	592, 616
9049106146	CAPSCREW	685, 687
9049106693	SCREW,	742, 775
9049106776	CAP, KING PIN UPPER	599, 623
9049106791	BUTTON, THRUST	600, 624
9049107148	PISTON	605, 629
9049107152	HEAD CYL	605, 629
9049107218	CAP SCREW,	600, 624
9049108332	CAP SCREW,	591
9049108333	WASHER,	615
9049108335	CUP, BEARING	591, 615
9049108336	CONE, BEARING	591, 615
9049108342	WASHER,	591, 615
9049108343	CAP SCREW,	591, 615
9049108350	CAPSCR - MAIN DIFF CASE	592, 616

From - 9049103737

To - 9049108350

Manitowoc Cranes

Numerical Index		Appendix B
Part	Description	Page
9049108353	PINION	592, 616
9049108354	WASHER, THRUST	592, 616
9049108360	NUT	591
9049108477	CAP SCREW,	615
9049108787	PIN, SPIRAL	592, 616
9049108788	RING, ADJUSTING	592, 616
9049108793	CAP SCREW,	591
9049108796	CONE	592, 616
9049108797	RING, ADJUSTING	592, 616
9049108835	SPACER	591, 615
9049108842	BEARING	591, 615
9049108843	RING, SNAP	591, 615
9049109048	CAP SCREW,	605, 629
9049109124	LOCKNUT	591, 615
9049109185	WASHER, THRUST	599, 623
9049109700	SPRING	592, 617
9049109701	SHAFT	592, 617
9049109705	VALVE ASSY. SINGLE PORT SHIFT	592, 617
9049109706	O-RING	592, 617
9049109707	CAP SCREW,	593, 617
9049109831	CAP SCREW,	601, 624
9049109838	SEAL	623
9049110373	CONE, BEARING	591, 615
9049110401	KIT, DIFFERENTIAL	592, 616
9049110584	SHIM,	591, 615
9049110585	SHIM,	591, 615
9049110586	SHIM,	591, 615
9049110587	SHIM,	591, 615
9049110969	CENTER PARTS	599, 623
9049111037	WASHER,	591
9049111219	SWITCH, SENSOR	593, 617
9049111533	COVER ASSEMBLY, PLANET SPIDER	600, 624
9049111536	CAP, KING PIN LOWER	599, 623
9049112063	DISC, BRAKE	615
9049112117	COTTER	601, 625
9049112165	BALL	591, 615

From - 9049108353

To - 9049112165

Manitowoc Cranes

Numerical Index		Appendix B
Part	Description	Page
9049112237	FORK, SHIFT	592, 617
9049112254	COLLAR, CLUTCH	592, 617
9049112257	DIFFERENTIAL CARRIER AND NEST	591, 616
9049112344	KIT,HARDWARE	591, 616
9049112353	STUD	595, 619
9049112354	STUD	595, 619
9049112356	PLATE,ADAPTER	615
9049112357	YOKE	615
9049112358	CARR.& CAP ASSY.	591, 615
9049112359	CAGE ASSY.	591, 615
9049112360	RING & PINION SET @6.43:1	591, 616
9049112361	CASE ASSY.	592, 616
9049112362	KNUCKLE ASSY.	599, 623
9049112363	KNUCKLE ASSY.	599, 623
9049112364	GEAR	600, 624
9049112365	RING,SNAP	600, 624
9049112366	SPIDER ASSY.	600, 624
9049112368	WASHER	600, 624
9049112370	WASHER	600, 624
9049112371	SHAFT	600, 624
9049112372	CAPSCREW	599, 600, 623, 624
9049112373	ROD ASSY,TIE	601, 625
9049112375	END ASSY.TIE ROD,L.H. THD.	601, 625
9049112376	END ASSY.TIE ROD,R.H. THD.	601, 625
9049112377	PLATE,ADAPTER	603, 627
9049112378	CAPSCREW	603, 627
9049112380	CAPSCREW	603, 627
9049112381	WASHER	603, 627
9049112383	CAPSCREW	599, 623
9049112384	SHAFT ASSY.	599, 623
9049112385	SHAFT ASSY.	599, 623
9049112387	DISC,BRAKE	599, 623
9049112388	HUB & CUP ASSY.	600, 624
9049112389	STUD	600, 624
9049112390	HUB ASSY. RING GEAR	600, 624
9049112391	GEAR,RING	600, 624

From - 9049112237

To - 9049112391

Manitowoc Cranes

Numerical Index		Appendix B
Part	Description	Page
9049112392	CAPSCREW	615
9049112404	YOKE & DEFLECTOR ASSY.	591
9049112418	NUT	601, 625
9049112854	BOLT, STOP 1-1/2" DIA	599, 623
9049112855	NUT, 1-1/2" DIA.	599, 623
9053100042	HOOK	185
9053100043	PIN	185
9053100047	SPACER	185
9053100051	PLATE,NAME I.D.	185
9053100095	PLATE, BAR	185
9053100096	RING, CENTERING	185
9053100101	FITTING, 90 DEGREE	185
9053100118	PIN,LATCH	185
9053100119	FITTING,GREASE	185
9053100122	LINK, SWIVEL ASSY.	185
9086100061	NUT	143
9086100137	PLATE, CAUTION	143
9086100151	FITTING	143
9086100204	PIN, ROLL	143
9086100249	SET SCREW	143
9086100258	BEARING, THRUST	143
9086100269	PIN, ROLL	143
9086100294	PIN, COTTER	185
9086100300	NUT	185
9086100327	DRIVE SCREW	143, 185
9086100555	SPRING	144
9086100556	PIN, GROOVED	144
9086100557	RING, RETAINER E-CLIP	144
9086100558	PIN, QUICK RELEASE	144
9086100571	PIN, QUICK RELEASE	185
9086100577	RING,RETAINER E-CLIP	185
9086100578	PIN, W/GROOVE	185
9086100579	SPRING	185
9086100584	PIN, QUICK RELEASE	143
9086100602	BEARING	143
9086100639	KIT, LATCH	185

From - 9049112392

To - 9086100639

Manitowoc Cranes

Numerical Index		Appendix B
Part	Description	Page
9086100702	CAP SCREW,	144
9086100705	WASHER, LOCK	144
9086100713	LATCH, KIT	144
9086100801	CAP SCREW,	143
9086100813	S-HOOK	143
9086100815	RING, SPLIT	143
9086100869	PIN, COTTER	201, 207
9086100920	CAUTION PLATE	143
9086100953	LINK, SAFETY	144
9086100974	CAP SCREW,	144
9086100985	BEARING	143
9086100986	WASHER,	143
9086100987	SPACER	143
9086100993	WASHER,	144
9086100994	SCREW,	144
9086100995	WASHER,	143
9086100997	BEARING	143
9086101000	PIN	143
9086101003	NUT	143
9086101006	PIN	143
9086101063	PIN & COTTER	472
9086101079	BOLT, TIE	143
9086101217	PLATE, NAME / RATING	143
9086101296	WHEEL, SHEAVE	143
9086101298	GUIDE ASSY.	143
9086101299	HOUSING, SWIVEL	143
9086101300	COVER, BEARING	143
9086101301	HOOK & NUT ASSY.	143
9086101302	NUT	143
9086101303	WHEEL, SHEAVE	143
9086101304	STABILIZER ASSY.	143
9086101306	BOLT, TIE	144
9188101020	CAP SCREW,	634, 638
9188101041	KIT, LINING	635, 639
9188101043	KIT, SPRING	635, 639
9188101078	KIT, SEAL	635, 639

From - 9086100702

To - 9188101078

Manitowoc Cranes

Numerical Index		Appendix B
Part	Description	Page
9188101094	KIT, HYD.CYLINDER SERVICE	634, 638
9188101096	PLUG,SCREW TYPE	633, 637
9188101097	NUT,JAM	634, 638
9246100159	BOOT, SWIVEL (RED)	731, 819
9246100168	BOOT, RED	731
9246100177	BOOT, RED	731, 819
9258100173	BREATHER	531
9258100174	KIT, STRAINER	531
9356100219	TAB, LOCK	673
9356100223	BEARING	673
9356100225	SPACER	673
9356100226	O-RING	673, 775
9356100229	RING, SNAP	673
9356100232	STATOR SUPPORT & SLEEVE ASSY	675
9356100235	HOUSING, CONVERTER	675
9356100236	SLEEVE ASSY - PUMP DRIVE	685
9356100241	O-RING	746, 776
9356100249	HUB, IMPELLER	673
9356100250	IMPELLER	673
9356100259	O-RING	673
9356100276	CUP, RETAINER	691
9356100279	SPOOL, REGULATOR VALVE	691
9356100282	SPRING	691
9356100283	RETAINER, SPRING	691
9356100286	CAPSCREW	687
9356100299	SHAFT ASSY. DRIVE	687
9356100303	ADAPTER	687
9356100304	RING, PILOT	687
9356100305	BUSHING	677
9356100306	PLUG	677
9356100328	RING, BACKING	673
9356100333	HOSE ASSY, USE AS REQUIRED	685
9356100334	CONNECTOR	685
9356100351	O-RING	677
9356100592	CAP SCREW,	693
9356100594	KIT, DRIVE PLATE	693

From - 9188101094

To - 9356100594

Manitowoc Cranes

Numerical Index		Appendix B
Part	Description	Page
9356100595	CAP, RETAINER	673
9356100643	VALVE ASSY, REGULATOR	683
9356100650	SCREW,	673
9356100748	BEARING	679
9356100749	GASKET	679
9356100750	CAP, BEARING	679
9356100752	SHAFT, TURBINE	679
9356100753	TURBINE	673
9356100754	HUB	673
9356100755	REACTOR MEMBER	673
9356100767	DRIVE PLATE GROUP	669
9364100085	BRUSH AND HOLDER ASSEMBLY	247
9364100088	DISCONNECT, SMALL KNIFE	247
9364100092	SLEEVE, 3/16" I.D. X 3"	247
9364100177	SPRING, BRUSH	247
9364100178	CONNECTOR, CRIMPED	247
9364100180	BEARING, NYLON	247
9364100332	TERMINAL, JUMBO KNIFE	247
9364100333	SPRING, BRUSH	247
9364100334	SLEEVE, 5/16" I.D. X 3"	247
9364100340	BRUSH & ARM ASSY. 7.5 AMP	247
9364100341	BRUSH SPRING ASSY.	247
9364100964	BEARING, NYLON	247
9364100968	CONNECTOR, LIQUID TIGHT	247
9364101218	BRUSH & ARM ASSY. 7.5 AMP	247
9364101224	CONNECTOR, SETSCREW	247
9364101397	NUT, LOCK 3/4"	248
9364101429	NUT, HEX JAM	247, 248
9364101535	U-JOINT BEARING WITH HARDWARE	733
9364101536	CAP SCREW,	733
9364101576	CAP ASSEMBLY	733
9364101577	FITTING, GREASE	733
9364101691	CONNECTOR	247
9364101821	SCREW, GRUB	243
9364101822	CAPSCREW	243
9364101836	BREATHER ASSY.	248

From - 9356100595

To - 9364101836

Manitowoc Cranes

Numerical Index		Appendix B
Part	Description	Page
9364101847	LATCH	247
9364101857	CORE ASSEMBLY, SLIP RING	247
9364101861	COVER ASSY. W/LATCHES	247
9364101902	LOCKNUT	645
9364101903	WASHER	645
9364101907	BEARING, CENTER	645
9364101988	CAPSCREW, 10M	243
9364102011	WEDGE	713
9372103114	WASHER,SEAL	609
9372103116	PLUG,BLEEDER	609
9372103129	LOCKNUT	609
9372103130	BARREL ASSY.	609
9372103131	ROD ASSY.	609
9372103132	PISTON	609
9372103133	HEAD	609
9372103134	KIT,SEAL	609
9372103519	SPACER	607, 631
9372103520	NUT	487
9372103521	FITTING, GREASE	607, 631
9372103522	CAP, GREASE	607, 631
9372103533	BARREL ASSY.	459
9372103534	ROD ASSY.	459
9372103535	GLAND, ROD	459
9372103536	PISTON	459
9372103537	KIT, SEAL	459
9372103538	NUT	459, 563
9372103539	BARREL ASSY.	563
9372103540	ROD ASSY.	563
9372103541	GLAND, ROD	563
9372103542	PISTON	563
9372103543	KIT, SEAL	563
9372103544	BARREL ASSY.	483
9372103545	ROD ASSY.	483
9372103546	PISTON	483
9372103547	GLAND, ROD	483
9372103548	SPACER	483

From - 9364101847

To - 9372103548

Manitowoc Cranes

Numerical Index		Appendix B
Part	Description	Page
9372103549	NUT	483
9372103550	CAP	483
9372103551	KIT, SEAL	483
9372103595	SCREW, SET	479
9372103596	INSERT, NYLON	479
9372103611	SCREW, SET	479
9372103612	INSERT, NYLON	479
9372103618	BARREL ASSY.	479
9372103619	ROD ASSY.	479
9372103620	HEAD, CYLINDER	479
9372103621	PISTON	479
9372103622	SPACER	479
9372103666	BARREL ASSY.	487
9372103667	ROD ASSY.	487
9372103668	ROD END	487
9372103669	PISTON	487
9372103670	GLAND, ROD	487
9372103671	WIRE, WRAP	487
9372103672	SETSCREW	487
9372103673	KIT, SEAL	487
9372103704	NUT	607, 631
9414101309	ELEMENT, WATER	666
9414101769	FILTER, FUEL	666
9414101770	FILTER, FUEL	666
9437100284	NUT, WASHER, & O RING KIT	791
9437100456	GAUGE	533
9437100554	INDICATOR	791
9437100555	ELEMENT, FILTER	791
9437100682	SPRING	533
9437100706	HEAD	533
9437100708	CAP	533
9437100709	O-RING	533
9437100710	CAPSCREW	533
9437100849	ELEMENT	533
9437100853	O-RING	533
9437100854	GASKET	533

From - 9372103549

To - 9437100854

Manitowoc Cranes

Numerical Index		Appendix B
Part	Description	Page
9437100855	WASHER	533
9437100902	VALVE ASSY. BYPASS	533
9447100041	CAP, DUST - DIAGNOSTIC	309, 315, 443, 579
9515102320	LOCK WASHER, 10MM I.D.	713
9576101028	STRAP	811
9576101029	BUSHING	811
9576101311	STRAP, ADJUSTING	713
9576101312	ARM, ADJUSTING	713
9576101314	SPACER, 1/8"	713
9576101315	SPACER, 3/8"	713
9576101316	SPACER, 1/2"	713
9576101318	LOCKNUT	713
9581100389	TUBE,STROBE	537
9581100390	LENS, AMBER	537
9581100461	GROMMET, RUBBER	515
9585100055	KEEPER	519, 877
9632100200	SEAL, RING	689
9637100001	MOULDING	806, 815
9722100029	BEARING	689
9722100046	WASHER,	689
9722100050	SEAL, POCKET	689
9722100372	PLUG	689
9722100614	HOUSING, GEAR	689
9722100974	PLUG	689
9722103564	PLATE	689
9722103669	SHAFT, CONNECTING	689
9722103685	SEAL, LIP	689
9722103790	HOUSING	689
9722103791	HOUSING	689
9722103792	SHAFT	689
9722103794	VALVE	689
9722103795	PLATE	689
9722103796	SEAL	689
9722103797	PLATE	689
9722103798	PIN	689
9722103799	SPRING	689

From - 9437100855

To - 9722103799

Manitowoc Cranes

Numerical Index		Appendix B
Part	Description	Page
9722105548	BEARING	701
9722105549	SPACER	701
9722105551	CAPSCREW	701
9722105552	CAPSCREW	701
9722105555	PLUG, BLEEDER	697, 701
9722105556	PLUG	697, 701
9722105557	SEAL, SHAFT	702
9722105559	CAPSCREW	702
9722105560	O-RING	702
9722105563	O-RING	697
9722105567	O-RING	701
9722105568	O-RING	701
9722105569	O-RING	697, 701
9722105570	RING, RETAINER	702
9722105604	COVER	701
9722221334	KIT, SEAL	707
9722221335	SEAL, SHAFT	707
9726100169	FLATWASHER 8MM I.D.	713
9752100996	KIT, REPAIR	551
9752101173	KIT, SEAL	689
9752101414	KIT, SEAL MOUNTING	531
9798100584	KNOB	367
9798100585	CONTROL, ADJUST - BACK	367
9826100013	WEDGE	201, 207
9826100014	PIN	201, 207
9880100091	CAP	649
9880100092	MOTOR	649
9880100093	GROMMET	649
9904100983	WASHER	679, 787
9904100993	SLEEVE, TUBE	745
9904101022	RING, RETAINING	761
9904101040	RING, RETAINING	761
9904101070	PLUG	741, 742
9904101074	PLUG	741, 762
9904101077	RING, SNAP	685
9904101102	PLUG	675, 683, 745

From - 9722105548

To - 9904101102

Manitowoc Cranes

Numerical Index		Appendix B
Part	Description	Page
9904101103	STOP	683
9904101207	RING, RETAINING	681
9904101209	RING, RETAINING	679, 742
9904101215	RING, RETAINING	671
9904101298	LOCK, PLATE	741, 745
9904101302	PLUG	741, 745
9904101307	GASKET	741
9904101308	PLUG	741
9904101326	PIN	741, 745
9904101333	BEARING, GEAR	769
9904101334	RING, SNAP	769
9904101338	RETAINER, SPRING	755, 757, 769
9904101348	RING, SNAP	757
9904101350	BEARING, PILOT	771
9904101356	RETAINER, SPRING	755, 757, 769
9904101388	SPACER	775
9904101391	NUT	785
9904101392	WASHER	785
9904101417	RING, SEAL	755, 757, 761, 769
9904101429	PLUG WITH O-RING	782
9904102281	BEARING, GEAR	769
9904102361	PLUG	675
9904102366	PLUG	745, 746, 776
9904102371	BEARING	767
9904102373	RING	761
9904102383	NUT	679, 787
9904103178	SCREW & LOCKWASHER	767
9904103500	O-RING	775
9904103567	RING, SNAP	755, 757, 769, 776
9904103604	STUD	753, 771
9904103647	STOP, SPOOL	782
9904103650	SPOOL, VALVE	781
9904103651	SPRING	781
9904103677	FLANGE	671, 787
9904103681	GEAR, 41T PUMP DRIVE	681
9904103686	BEARING	673

From - 9904101103

To - 9904103686

Manitowoc Cranes

Numerical Index		Appendix B
Part	Description	Page
9904103689	RING, SNAP	776
9904103691	RETAINER	683
9904103692	SPRING	683
9904103693	PISTON	683
9904103694	GASKET	683
9904103696	PIN	683
9904103697	SCREW,	683
9904103699	O-RING	683
9904103701	SEAL,OIL	679
9904103707	RING, PISTON	679
9904103708	SLEEVE	675
9904103710	RING, PISTON	675, 775
9904103712	GEAR, 43T	671
9904103718	SPACER	673
9904103719	RING, SNAP	673
9904103722	O-RING	673
9904103723	RING, RETAINER	675
9904103727	BAFFLE, OIL	675
9904103728	RING, SEAL	675
9904103755	SCREW,	673
9904103779	O'RING POLYACUL	745
9904103783	O-RING	685
9904103785	RING, SNAP	685
9904103792	O-RING	741, 745
9904103812	SLEEVE	671
9904103817	SLEEVE	741
9904103906	RING, SNAP	769
9904103916	SCREW,	746
9904103995	O-RING	761
9904104004	RING, SNAP	673, 755, 769
9904104050	BREATHER	741
9904104055	PLUG	741, 781, 782
9904104301	RETAINER, SNAP RING	775
9904104437	O-RING	741
9904104462	PLUG	741, 782
9904105327	SCREW	781

From - 9904103689

To - 9904105327

Manitowoc Cranes

Numerical Index		Appendix B
Part	Description	Page
9904105328	SCREW, VALVE MOUNTING	779
9904105336	O-RING	745, 746, 781
9904105339	O-RING	781, 782
9904105369	SLEEVE	741
9904105373	RACE	745
9904106001	RING, SNAP	755
9904106024	O-RING	687
9904106056	SCREW,	779
9904106058	ELBOW	781
9904106059	TUBE	781
9904106060	PLUG	781
9904106063	PLUG WITH O-RING	781
9904106065	STOP, SPOOL	781
9904106066	PIN, ROLL	781
9904106074	O-RING	745, 781, 782
9904106149	STOP, PLUG	781
9904106155	PLUG	746, 776
9904106192	CONE, BEARING	775
9904106194	CUP, BEARING	775
9904106243	FLANGE	785
9904106252	SEAL	742
9904106255	TUBE	741
9904106256	CLIP, TUBE	741
9904106258	PLUG	691
9904106259	O-RING	741, 762
9904106260	O-RING	741
9904106261	PLUG	741
9904106262	GASKET	741
9904106266	FLANGE, TUBE	746
9904106269	SCREW,	745
9904106272	GASKET	745
9904106274	SLEEVE	745
9904106275	CLIP, TUBE	746
9904106286	BEARING	755
9904106287	SPACER	755
9904106288	BEARING	755

From - 9904105328

To - 9904106288

Manitowoc Cranes

Numerical Index		Appendix B
Part	Description	Page
9904106290	BEARING	755
9904106291	RING, BAFFLE	769
9904106292	RING, RETAINING	755, 757, 761, 769
9904106297	SEAL	755, 757, 761, 769
9904106305	BEARING, FRONT	757
9904106306	BEARING ASSEMBLY	757
9904106307	RING, RETAINING	757
9904106308	RING, RETAINING	757
9904106309	RING, RETAINING	757
9904106310	RING, RETAINING	757
9904106315	BEARING	761
9904106316	SPACER	761
9904106320	BEARING	761
9904106321	BEARING	761
9904106323	BEARING ASSEMBLY	761
9904106332	RETAINER, SPRING	761
9904106338	BEARING	771
9904106340	O-RING	753
9904106347	SHIM,	775
9904106348	SHIM,	775
9904106349	SHIM,	775
9904106350	SHIM,	775
9904106355	CUP, BEARING	775
9904106358	RING, PISTON	775
9904106359	SPRING	775
9904106360	WASHER, THRUST	775
9904106367	SPRING, EXPANDER	775
9904106370	SPOOL, SHIFT	781
9904106371	SPRING	781, 782
9904106372	SPOOL, SHIFT	781
9904106375	SPOOL, SHIFT	781
9904106376	SPOOL, SHUTTLE	782
9904106408	RING, RETAINING	691
9904106445	O-RING	745, 746
9904106447	RING, RETAINING	769
9904106459	STUD	745

From - 9904106290

To - 9904106459

Manitowoc Cranes

Numerical Index		Appendix B
Part	Description	Page
9904106463	O-RING	746
9904106469	RING	755, 757, 761, 769
9904106470	DISC, CLUTCH	755, 757, 761, 769
9904106489	RETAINER, SPRING	761
9904106608	GASKET	779
9904106609	CONE, BEARING	775
9904106834	PISTON, DISCONNECT	775
9904107145	PLUG	746
9904107146	TUBE	746
9904107147	CLIP	746
9904107149	GASKET	745
9904107151	SCREW,	745
9904107152	SCREEN ASSEMBLY	745
9904107156	STUD	745
9904107157	TUBE	745
9904107158	TUBE	745
9904107160	KIT, RING	757
9904107162	SHIM,	761
9904107163	SHIM,	761
9904107164	SHIM,	761
9904107165	SHIM,	761
9904107169	SPRING	691
9904107170	SPRING	691
9904107174	BUSHING	775
9904107177	O-RING	776
9904107573	O-RING	781, 782
9904107574	COIL, 24V	781, 782
9904107584	O-RING	781, 782
9904107585	CARTRIDGE, BALL VALVE	781, 782
9904107730	BUSHING	746
9904107731	SHIM,	746
9904107733	TUBE	746
9904107735	BAFFLE	746
9904107736	PLATE	746
9904107737	SCREW,	746
9904107738	PLUG	745

From - 9904106463

To - 9904107738

Manitowoc Cranes

Numerical Index		Appendix B
Part	Description	Page
9904107739	PLUG	745
9904107740	SCREW,	746
9904107742	RING, SNAP	673
9904107743	RING	681
9904107745	RING, RETAINER	687, 691
9904107750	GASKET	781
9904107753	BEARING, FRONT	742
9904107754	COVER & TUBE ASSY	741
9904107762	WASHER,	746
9904107769	STUD	761
9904108021	VALVE ASSEMBLY	691
9904108022	PISTON SPOOL	691
9904108023	ELBOW	685
9904108054	PUMP ASSY. CHARGING	687
9904108067	CAP SCREW,	689
9904108178	HOUSING SLEEVE	741
9904108186	BEARING	769
9904108421	TUBE	741
9904108428	CAP, BEARING REAR	762
9904108709	NUT	781, 782
9904109139	SEAL,OIL	675
9904109627	COVER, SOLENOID VALVE	782
9904109628	COVER SPACER	782
9904109697	SPACER, COVER	782
9904109852	BEARING	742
9904109853	CASE ASSEMBLY	745
9904109855	RING, RETAINER	753, 755
9904109856	SHAFT	751
9904109857	SPRING	755, 757, 761, 769
9904109858	CLUTCH PISTON AND SEAL	755, 757, 769
9904109859	RING, RETAINER	755
9904109860	DRUM AND PLUG ASSEMBLY	759
9904109861	GEAR	749
9904109863	SHAFT, INPUT	749
9904109864	HUB, DISC	757
9904109865	CUP, BEARING	761

From - 9904107739

To - 9904109865

Manitowoc Cranes

Numerical Index		Appendix B
Part	Description	Page
9904109866	CONE, BEARING	761
9904109867	CLUTCH PISTON AND SEAL	761
9904109868	SPACER	761
9904109869	WASHER, THRUST	761
9904109870	GEAR	751
9904109872	DRUM WITH PLUG	759
9904109873	GEAR	749
9904109874	SHAFT, IDLER	767
9904109875	PLATE, LOCK	767
9904109876	RING, SNAP FRONT BEARING .106	769
9904109878	HUB, DISC	769
9904109879	DRUM	759
9904109880	GEAR	749
9904109881	GEAR	749
9904109882	PLATE, RETAINER	767
9904109884	RING, RETAINER	771
9904109885	SPACER	771
9904109886	SHAFT	771
9904109887	BEARING	771
9904109888	RING, RETAINER	771
9904109889	O-RING	771
9904109890	CAP, BEARING	771
9904109891	GEAR	765
9904109892	GEAR ASSY, 55T	773
9904109893	SHAFT, OUTPUT AND BUSHING	775
9904109894	SPACER	775
9904109895	HUB	776
9904109896	HOUSING	776
9904109897	RING, RETAINER	776
9904109898	SHAFT	776
9904109899	CAP SCREW	776
9904109900	SHIM,	776
9904109901	BRACKET	776
9904109902	WASHER	776
9904109903	GEAR ASSY. 56T	773
9904109904	CAP, BEARING	775

From - 9904109866

To - 9904109904

Manitowoc Cranes

Numerical Index		Appendix B
Part	Description	Page
9904110194	O-RING	785
9904110465	RING, PISTON	755, 757, 762, 769
9914100044	CLIP	201, 207
9926103232	O-RING	443
9926103577	PLUG	689
9926105987	O-RING	689
9926106323	KIT, SEAL	553
9926106474	VALVE, CARTRIDGE	545
9926106646	O-RING	443
9926107745	NUT	545, 549, 553, 555, 557, 581
9926108422	VALVE, CARTRIDGE	555
9926108423	KIT, SEAL	545, 555
9926108435	KIT, SEAL	557
9926108644	KIT, SEAL	545, 546, 581
9926110316	CARTRIDGE VALVE	553
9926110722	CARTRIDGE	581
9926111571	KIT, SEAL	557
9926111656	KIT, SEAL	551
9926111719	KIT, SEAL	545
9926111720	VALVE ASSEMBLY - SOLENOID 12 VOL	545
9926111747	PLUG, PORT	546
9926111748	O-RING	546
9926112030	NUT, HANDLE	805
9926112358	KIT, SEAL	545
9926112359	KIT, SEAL	485
9926112470	CAPSCREW	441
9926112471	SPRING,SPACER	441
9926112472	SPRING,CENTERING	441
9926112473	RETAINER	441
9926112474	BEARING RACE	441
9926112475	BEARING,THRUST	441
9926112476	KIT, SEAL	441
9926112479	VALVE ASSY.	485
9926112992	VALVE, CARTRIDGE DIRECTIONAL	545
9926112997	KIT, SEAL	545
9926113005	KIT, SEAL	557

From - 9904110194

To - 9926113005

Manitowoc Cranes

Numerical Index		Appendix B
Part	Description	Page
9926113009	KIT, SEAL	239, 249
9926113057	KIT, SEAL	549
9926113089	VALVE, CHECK CARTRIDGE	545
9926113096	VALVE, CARTRIDGE	549
9926113097	KIT, SEAL	549
9926113103	HANDLE, TEE	657, 805
9926113117	COIL, 24V.	557
9926113169	VALVE, SHUTTLE	545
9926113170	KIT, SEAL	545
9926113171	PLUG, ORIFICE .040"	289
9926113194	VALVE ASSY. CARTRIDGE	545
9926113195	KIT, SEAL	545
9926113208	VALVE, CARTRIDGE	557
9926113270	SWITCH ASSY. PRESSURE	251
9926113279	KIT, SEAL	289
9926113295	PLUG #10	546
9926113339	COIL, 24V.	545, 546, 553
9926113447	VALVE ASSY. CART.FLOW REGULATOR	557
9970100190	RING, LOCK	655
9970100191	O-RING	655
9970100192	BAND, BEAD SEAT	655
9970100193	FLANGE	655
NS	NOT SERVICED	791

From - 9926113009

To - NS

Manitowoc Cranes

Notes

Manitowoc Cranes

Recommended Spare Parts List					Appendix C	
Part No.	1 Yr	2 Yr	3 Yr	Qty	Description	Page
00117134	0	0	2	2	SEALING RING	321
00118223	0	0	1	1	GROOVED BALL BEARING	127
00550699	0	0	2	1	O-RING	329
00550950	0	0	2	3	O-RING	219, 227
00553052	1	1	3	2	SCREWED GLAND	175, 177
00553202	0	0	1	1	SPHERICAL BEARING	359
00557021	0	0	1	3	CYL ROLLER-BEARING	85, 89, 91
00557236	1	1	3	1	REDUCER	111
01068981	0	0	2	3	O-RING 32.92X3.53	95
01147773	0	0	1	3	PIPE UNION	95
01206427	1	1	3	1	INSERT, MALE	209
01370501	1	1	3	2	CONN - CABLE	111
01370503	1	1	3	1	CONN, CABLE	209
01375640	1	1	3	2	CABLE CONNECTOR 90368 PG16/11.	129
01573449	0	0	2	2	GASKET	111, 123
01573458	1	1	3	1	PLUG	123
01573459	1	1	3	2	PLUG CA06COM-PG20-27S-B-01-44	131
01573483	1	1	3	3	PLUG CA06COM-PG10SL-4S-B-01-44	109, 111, 203
01576159	0	0	1	1	PIPE UNION	140
01576519	1	1	3	4	PLUG BOX CA02COM-E10SL-4P-B-01	111, 165, 175, 177
01576520	0	0	2	9	GASKET	111, 123, 165, 175, 177
01677153	0	0	1	2	CYLINDRICAL ROLLER-BEARING	157, 163
01679849	0	0	1	2	LUBRICATING NIPPLE	193, 323
01681324	0	0	1	1	PIPE UNION	140
01921889	0	0	1	1	PIPE UNION ,3/4	95
01923685	0	0	2	8	USIT-sealing ring U 13,7X20X1,	315
01924500	0	0	1	2	GROOVED BALL BEARING	323
01925956	0	0	1	1	T-REDUCING UNION	140
01926578	1	1	3	3	PLUG	415
01927578	0	0	2	1	Gasket set 055 358 1 WEBER-HYD	139
01927579	0	0	2	1	Gasket set 056 074 0 WEBER-HYD	139
02210184	1	1	3	1	CROSS-CONNECTION 279-402 WAGO	112
02210325	0	0	2	2	GASKET	175, 177
02210332	1	1	3	4	PLUG	123, 165, 175, 177
02216682	0	0	1	1	PRESS SPRING	193
02254329	0	0	1	1	PIPE UNION	140
02311008	0	0	1	6	SWITCH, LIMIT	109, 203, 353
02311615	1	1	3	1	PLUG	415
02312322	0	0	2	3	O-ring 128x2 2.035.155 NBR 70	319, 321
02312440	1	1	3	8	PLUG	111, 129, 171
02313181	0	0	1	8	PRESSURE SPRING	227
02313182	0	0	2	1	O-RING	227
02314212	1	1	3	2	CONNECTOR - PLUG	119
02315082	0	0	2	1	O-RING	227

From - 00117134

To - 02315082

Manitowoc Cranes

Recommended Spare Parts List

Appendix C

Part No.	1 Yr	2 Yr	3 Yr	Qty	Description	Page
02315215	1	1	3	19	TERMINAL, LINE UP	111
02315942	0	0	1	4	BEARING RING	229, 231
02316361	0	0	1	1	GROOVED BALL BEARING	323
02316834	0	0	1	1	Pressure spring 405 034 7 WEBE	140
02317137	0	0	2	1	ROTARY SHAFT SEAL	321
02318052	1	1	3	1	CONNECTOR	165
02318055	0	0	1	2	POTENTIOMETER	123, 127
02318956	0	0	1	20	SPRING, PRESSURE	19, 33, 49, 65, 77
03004253	0	0	1	1	LIMIT SWITCH, PLUGGABLE	353
03011025	1	1	3	3	PLUG,BRIDGE	111, 175, 177
03041141	1	1	3	1	HSK-M-EMV CABLE CONNECTION 1.6	123
03041338	1	1	3	1	BLIND PLUG - AMP 828922-1	119
03041578	1	1	2	1	GASKET SET	103
03041586	1	1	3	5	SOCKET,	111, 123, 165, 175, 177
03041709	0	0	2	2	O-RING	319
03044825	1	1	2	1	GASKET SET	227
03045894	0	0	2	1	GASKET SET	149
03046518	1	1	3	6	SOCKET	111, 171
03046519	1	1	3	1	WALL PLUG BOX	111
03046591	1	1	3	8	CONNECTOR	111, 131, 171
03057659	0	0	1	6	SWITCH ASSEMBLY - LIMIT	319
03103567	0	0	1	4	TERMINAL BOX	135, 171
03130458	0	0	1	1	ADAPTER-1.8M STEEL CONSTRUCTIO	155
03135504	0	0	2	1	FELT SEAL	323
03137975	0	0	2	1	Gasket set 879561/50 MONTAN-HY	99
03315219	0	0	2	2	GASKET SET	229
03315228	0	0	1	8	Diaphragm switch 0266 40803 1	309
03316083	0	0	2	1	GASKET SET	149
03316974	0	0	1	1	BEARING BUSH	321
03316985	0	0	1	1	GROOVED BALL BEARING	323
03316987	0	0	2	1	ROTARY SHAFT SEAL	323
03316991	0	0	2	1	O-RING	323
03317915	1	1	3	3	BLIND PLUG 282081-1 RED AMP	119
03317921	1	1	3	3	PIN 183024-1 SUPERSEAL AMP	119
03317922	1	1	3	1	PIN-CAST IRON 282105-1 3-PIN S	119
03317939	0	0	1	5	PRESSURE SENSOR 060G1600 MBS 3	308
03317940	0	0	1	1	THERMOCOUPLE	529
03318008	0	1	1	2	BUSHING PERMAGLIDE 205X210X83	359
03318784	0	0	1	1	SPRING, PRESSURE	191
03318970	1	1	2	79	CONTACT SPRING BAND	395, 415, 429
03319619	0	0	1	2	APPROXIMATE SWITCH	561
03320123	0	0	1	1	GROOVED BALL BEARING	127
03323263	1	1	3	1	BLIND PLUG WITH O-RING 16X1,5	165
03323264	1	1	3	4	PLUG, BLIND WITH O-RING 25X1,5	171

From - 02315215

To - 03323264

Manitowoc Cranes

Recommended Spare Parts List					Appendix C	
Part No.	1 Yr	2 Yr	3 Yr	Qty	Description	Page
03324153	0	0	1	2	APPROXIMATE SWITCH	561
03324260	0	0	2	1	GASKET SET	149
03324332	0	0	2	1	Gasket 88 994 6 22/32x7,3 B3	139
03324340	0	0	2	1	O-RING	323
03324341	0	0	2	1	O-RING	323
03324545	0	0	2	1	Gasket set cpl. 852239/50 MONT	101
03324686	0	0	1	2	MOTIVE SPRING	127
03324697	0	0	2	1	GASKET	127
03326047	4	4	6	1	ELEMENT, FILTER	295
03326303	0	0	2	1	Gasket cpl. 01 06226 84 HYCO H	561
03326795	0	0	2	14	O-RING	286
03326879	0	0	2	1	Gasket set 0307284 BUCHER HYDR	361
03326880	1	1	2	1	GASKET SET	331
03328294	0	0	2	1	O-RING	127
03329951	0	0	1	1	Bearing ring 2.022.024 SIEBENH	323
4150101045	1	1	2	2	WEAR PAD	475
6671000173	1	1	2	6	WEAR PAD	365
6671000263	1	1	2	2	PAD, WEAR	457
6794000128	0	0	2	2	GASKET	663
6794000557	0	0	2	1	GASKET	663
6794000650	0	0	2	2	GASKET	664
7013000384	0	0	1	2	ADAPTER, REDUCING	475
7013000517	0	0	1	1	REDUCER	314
7013000532	0	0	1	1	ADAPTER	663
7013001112	0	0	1	2	FITTING, ORIFICE .031	312
7013100019	0	0	1	1	ADAPTER, 90 DEGREE	789
7069000175	0	0	1	2	CLOSURE, BEARING	199
7069000183	0	0	1	2	CONE, BEARING	199
7069000238	0	0	1	4	BEARING	347
7069001082	0	0	1	4	BEARING	341, 381
7172000545	1	1	3	10	BOOT, DT2S CONNECTOR	240, 491
7172000546	1	1	3	3	BOOT	515, 537, 713
7172000547	1	1	3	2	BOOT	426
7172000554	0	0	2	2	BOOT	239, 725
7172100002	1	1	3	1	BOOT, PLUG	825
7172100003	0	0	2	2	BOOT-DTM3P-RECP	585
7195000032	0	0	2	20	BUMPER, RUBBER	503, 507
7195000037	0	0	2	8	BUMPER, RUBBER	511
7242100005	1	1	2	22	PLUG, L SERIES LH1 PANEL	372, 391
7300000429	1	1	3	1	CLAMP, STRAIN RELIEF	725
7304000646	4	4	6	2	BREATHER	595, 619
7345001444	1	1	3	10	TERMINAL, FEMALE	377, 395, 416, 425
7345001446	1	1	3	2	TERMINAL, MALE	377, 395
7345001744	1	1	3	6	TERMINAL, FEMALE	372, 387, 396, 416

From - 03324153

To - 7345001744

Manitowoc Cranes

Recommended Spare Parts List

Appendix C

Part No.	1 Yr	2 Yr	3 Yr	Qty	Description	Page
7345001746	1	1	3	6	TERMINAL, MALE	372, 387
7345001752	1	1	3	15	TERMINAL	415
7345001852	1	1	3	1	TERMINAL	416
7345211701	1	1	3	2	TONGUE, INSULATED RING	416
7345211901	1	1	3	3	TERMINAL	343, 416
7345221901	1	1	3	1	TERMINAL	343
7345232101	1	1	3	1	TERMINAL	726
7345241701	1	1	3	3	TONGUE, INSULATED RING	377, 396, 426
7345241901	1	1	3	1	TONGUE, INSULATED RING	415
7345242201	1	1	3	1	TERMINAL	248
7364000425	0	0	1	1	ADAPTER	843
7364000686	0	0	1	4	COUPLING, ANCHOR	319, 736, 829
7364001601	1	1	3	4	COUPLER, FEMALE AND DUST	107, 147, 312
7364001602	1	1	3	4	COUPLER, MALE AND DUST CAP	147, 312
7364001603	1	1	3	3	COUPLER, FEMALE AND DUST PLUG	471, 571
7364001604	1	1	3	3	COUPLER, MALE AND DUST CAP	471, 571
7364001605	1	1	3	5	COUPLER, FEMALE AND DUST	314, 470, 571
7364001606	1	1	3	5	COUPLER, MALE AND DUST CAP	107, 470, 571
7364002661	1	1	3	1	COUPLER, QUICK	314
7364002662	1	1	3	1	COUPLER, QUICK	107
7364100051	1	1	3	2	PLUG	515
7364100228	1	1	3	2	PLUG, 150 SERIES, 3 PASS	725
7364100229	1	1	3	2	CONNECTOR, 150 SERIES BLACK	725
7373000125	1	1	2	1	KIT, SEAL	479
7406000535	0	0	2	5	BELLOWS	837
7440000000	0	0	1	34	FITTING, 1/8 STRAIGHT GREASE	199, 219, 457, 463, 585, 595, 611, 619
7440000400	0	0	1	4	FITTING, 90 DEGREE GREASE	457
7440030000	0	0	1	1	FITTING, STRAIGHT GREASE	144
7440120400	0	0	1	4	FITTING, GREASE	457, 609
7443100082	0	0	1	1	ADAPTER	736
7443100140	0	0	1	4	COUPLING, 3/8" TEST PORT	309, 443
7443100157	0	0	1	26	COUPLING, 1/4" TEST PORT	309, 579
7445020204	0	0	1	1	ADAPTER, 90 DEGREE SWIVEL	736
7445020252	0	0	1	1	ELBOW	737
7445060651	0	0	1	1	UNION, STRAIGHT	797
7445060652	0	0	1	1	CONNECTOR	661
7445060653	0	0	1	2	ELBOW, 90 DEGREE	801
7445080650	0	0	1	2	BUSHING, REDUCER	663
7445080803	0	0	1	4	ADAPTER, STRAIGHT	239
7445080804	0	0	1	3	ELBOW, 90 DEGREE	239
7445080809	0	0	1	1	ADAPTER, SWIVEL	239
7445080849	0	0	1	1	NIPPLE	843
7445160850	0	0	1	1	BUSHING, REDUCER	809

From - 7345001746

To - 7445160850

Manitowoc Cranes

Recommended Spare Parts List

Appendix C

Part No.	1 Yr	2 Yr	3 Yr	Qty	Description	Page
7445161250	0	0	1	1	BUSHING, REDUCER	809
7445161643	0	0	1	1	ADAPTER, STRAIGHT	664
7446040235	0	0	1	1	CONNECTOR, MALE	829
7446040236	0	0	1	1	ELBOW, 90 DEGREE MALE	829
7446040267	0	0	1	1	ELBOW, RIDGE	319
7446040268	0	0	1	6	FITTING, MALE ELBOW 90 DEGREE	319
7447040255	0	0	1	4	MALE 90 DEG ELBOW ORFS/BSPP	311
7447040401	0	0	1	2	ADAPTER, STRAIGHT	311
7447040403	0	0	1	3	ELBOW, 90 DEGREE	443, 573, 579
7447040405	0	0	1	1	TEE	573
7447040433	0	0	1	7	ELBOW, 90 DEGREE	309
7447040435	0	0	1	1	TEE, BRANCH	311
7447040453	0	0	1	30	STRAIGHT THREAD ADAPTER	308
7447040601	0	0	1	2	ADAPTER, STRAIGHT	310
7447040603	0	0	1	5	FITTING, 90 DEGREE	316, 573, 789
7447040655	0	0	1	2	MALE 90 DEG ELBOW ORFS/BSPP	316
7447060401	0	0	1	1	ADAPTER, STRAIGHT MALE	578
7447060403	0	0	1	3	ELBOW, 90 DEGREE MALE	316, 664
7447060413	0	0	1	1	REDUCER	315
7447060428	0	0	1	1	ADAPTER, STRAIGHT MALE	574
7447060430	0	0	1	1	ELBOW, 90 DEGREE	573
7447060453	0	0	1	30	STRAIGHT THREAD ADAPTER	308, 315, 359
7447060455	0	0	1	2	MALE 90 DEG ELBOW ORFS/BSPP	310
7447060601	0	0	1	20	ADAPTER, STRAIGHT MALE	307, 443, 470, 573, 577, 579
7447060602	0	0	1	3	CONNECTOR, LONG	572
7447060603	0	0	1	18	ELBOW, 90 DEGREE	307, 443, 469, 571, 574, 575, 577, 579
7447060605	0	0	1	5	TEE, RUN	470, 574, 578
7447060608	0	0	1	2	ELBOW, 45 DEGREE MALE	579
7447060611	0	0	1	1	TEE, UNION	573
7447060614	0	0	1	2	UNION CROSS	579
7447060617	0	0	1	2	UNION, BULKHEAD	147
7447060633	0	0	1	9	ELBOW, 90 DEGREE MALE	312, 574
7447060634	0	0	1	12	TEE, FEMALE RUN	309, 359, 443, 574
7447060635	0	0	1	5	TEE, BRANCH	307, 577
7447060638	0	0	1	3	ELBOW, 90 DEGREE LONG	315, 443, 575
7447060640	0	0	1	5	ADAPTER, STRAIGHT	147, 312
7447060655	0	0	1	2	MALE 90 DEG ELBOW ORFS/BSPP	316
7447060801	0	0	1	7	ADAPTER, STRAIGHT MALE	314, 577, 578, 664
7447060808	0	0	1	1	ELBOW, 45 DEGREE	736
7447061003	0	0	1	4	FITTING, 90 DEGREE	571
7447061201	0	0	1	4	ADAPTER, STRAIGHT	577, 579
7447080413	0	0	1	2	REDUCER	311

From - 7445161250

To - 7447080413

Manitowoc Cranes

Recommended Spare Parts List

Appendix C

Part No.	1 Yr	2 Yr	3 Yr	Qty	Description	Page
7447080601	0	0	1	4	ADAPTER, STRAIGHT	107, 313, 573, 574
7447080603	0	0	1	1	ELBOW, 90 DEGREE	578
7447080613	0	0	1	4	REDUCER	147, 311
7447080801	0	0	1	12	ADAPTER, STRAIGHT	310, 443, 572, 575, 662
7447080802	0	0	1	4	CONNECTOR, LONG	481, 575
7447080803	0	0	1	9	ELBOW, 90 DEGREE MALE	307, 475, 661, 736
7447080805	0	0	1	4	TEE, RUN	572, 575
7447080808	0	0	1	4	ELBOW, 45	571
7447080830	0	0	1	3	ELBOW, 90 DEGREE	805, 809
7447080833	0	0	1	1	ELBOW, 90 DEGREE MALE	470
7447080834	0	0	1	6	TEE, MALE RUN	315, 470, 572, 578
7447080838	0	0	1	1	ELBOW, 90 DEGREE LONG	475
7447080840	0	0	1	1	ADAPTER, STRAIGHT FEMALE	577
7447081201	0	0	1	5	ADAPTER, STRAIGHT	470, 571, 578
7447081203	0	0	1	4	ELBOW, 90 DEGREE	571
7447100613	0	0	1	2	REDUCER	470
7447100801	0	0	1	1	ADAPTER, STRAIGHT MALE	310
7447100813	0	0	1	2	REDUCER	314
7447101001	0	0	1	1	ADAPTER, STRAIGHT	662
7447101003	0	0	1	2	ELBOW, 90 DEGREE	578
7447101017	0	0	1	2	UNION	470
7447101025	0	0	1	2	NUT	472
7447101040	0	0	1	2	ADAPTER, STRAIGHT	471
7447120613	0	0	1	3	REDUCER	309
7447120813	0	0	1	5	REDUCER	308, 472
7447121001	0	0	1	1	ADAPTER, STRAIGHT	661
7447121201	0	0	1	3	ADAPTER, STRAIGHT MALE	309, 576
7447121203	0	0	1	3	ELBOW, 90 DEGREE	307, 663
7447121208	0	0	1	5	ELBOW, 45 DEGREE MALE	470, 666
7447121217	0	0	1	2	UNION, BULKHEAD	470
7447121228	0	0	1	1	ADAPTER, STRAIGHT	809
7447121233	0	0	1	1	ELBOW, 90 DEGREE	308
7447121234	0	0	1	2	TEE, RUN	307
7447121240	0	0	1	2	ADAPTER, STRAIGHT	471
7447161601	0	0	1	2	ADAPTER, STRAIGHT	576, 663
7447161602	0	0	1	1	CONNECTOR	578
7447161603	0	0	1	4	ELBOW, 90 DEGREE MALE	307, 576
7447161608	0	0	1	1	ELBOW, 45 DEGREE	665
7447161630	0	0	1	1	ELBOW, 90 DEGREE	661
7447161633	0	0	1	1	ELBOW, 90 DEGREE	578
7447201601	0	0	1	2	ADAPTER, STRAIGHT MALE	663, 736
7447201603	0	0	1	4	ELBOW, 90 DEGREE MALE	661, 736
7447201613	0	0	1	1	REDUCER	736
7447201653	0	0	1	2	STRAIGHT THREAD ADAPTER	308

From - 7447080601

To - 7447201653

Manitowoc Cranes

Recommended Spare Parts List					Appendix C	
Part No.	1 Yr	2 Yr	3 Yr	Qty	Description	Page
7447202401	0	0	1	1	ADAPTER, STRAIGHT MALE	736
7447242403	0	0	1	1	ELBOW, 90 DEGREE	576
7482000031	1	1	1	3	FUSE, 20 AMP	401
7482000032	1	1	1	2	FUSE, 15 AMP	401
7482000033	1	1	1	8	FUSE, 10 AMP	401
7482000034	1	1	1	1	FUSE, 7.5 AMP	401
7482000035	1	1	1	7	FUSE, 5 AMP	401
7482000037	1	1	1	2	FUSE, 3 AMP	401
7482000555	1	1	1	3	FUSE, 100 AMP	815
7482000567	1	1	1	2	FUSE, 2 AMP	401
7486000503	0	0	1	2	SENDER, TEMPERATURE	663
7486002936	0	0	1	1	GUAGE, OIL LEVEL	531
7557000680	0	0	1	7	RESISTOR, 121 OHMS	402, 415
7581100000	1	1	1	1	LIGHT, STROBE	537
7585000190	0	0	1	2	LATCH, RECESSED PADDLE	504
7689000503	1	1	3	51	PLUG, SEALING	133, 211, 240, 395, 415, 425, 429, 491, 713, 726, 825
7689000813	1	1	3	4	PIN	248, 725
7709000031	0	0	1	2	O-RING PLUG #6	310
7709000038	0	0	1	6	O-RING PLUG #8	310
7709000809	1	1	3	1	PLUG	429
7709000811	1	1	3	1	PLUG	299
7709000820	1	1	3	1	PLUG	239
7709000839	1	1	3	4	PLUG, 3 SOCKET	426
7709000844	1	1	3	16	PLUG, 2 SOCKET	240, 491, 726, 851
7709000845	1	1	3	2	PLUG	211, 429
7709000846	1	1	3	8	PLUG, 12 SOCKET	133, 395, 425, 825
7709000864	1	1	3	1	PLUG	725
7709000874	1	1	3	4	PLUG	425, 725
7709000883	1	1	3	4	PLUG	395, 415, 425
7709100877	1	1	2	1	PLUG	825
7709100902	1	1	3	4	PLUG, 3 PIN	426, 725
7709100931	1	1	3	2	PLUG, DTO6-12SD-C015 W/WEDGE	425
7709100943	1	1	3	2	PLUG, DRC26-60S06	725
7709800000	1	1	3	4	PLUG, SAE #8	239
7750000058	0	0	1	2	RELAY, 24 VOLT	415
7750000710	0	0	1	2	RELAY, 24 VOLT	401
7750000737	0	0	1	4	RELAY, 24 VOLT	401
7753001517	0	0	2	1	RING, WEAR	475
7753001518	0	0	2	1	RING	475
7755011002	0	0	2	23	O-RING	147, 309, 310, 311, 313, 316, 443, 573, 579, 789
7755012002	0	0	2	84	O-RING	147, 307, 308, 309, 312, 314, 315, 316, 359, 443, 469, 470, 571, 572, 573, 574, 575, 577, 578, 579, 664, 736

From - 7447202401

To - 7755012002

Manitowoc Cranes

Recommended Spare Parts List					Appendix C	
Part No.	1 Yr	2 Yr	3 Yr	Qty	Description	Page
7755014002	0	0	2	49	O-RING	107, 307, 310, 311, 313, 315, 443, 470, 472, 475, 481, 571, 572, 573, 574, 575, 576, 577, 578, 661, 662, 736, 805, 809
7755016002	0	0	2	10	O-RING	310, 311, 471, 472, 578, 579, 662
7755018002	0	0	2	18	O-RING	307, 308, 309, 470, 471, 576, 661, 663, 666, 805, 809
7755021002	0	0	2	10	O-RING	307, 314, 576, 577, 578, 661, 663, 665
7755025002	0	0	2	10	O-RING	576, 661, 663, 736, 789
7755029002	0	0	2	1	O-RING	576
7755120000	0	0	2	2	O-RING	607, 631
7755219002	0	0	2	10	O-RING	315, 664, 665
7755222002	0	0	2	27	O-RING	307, 576, 663
7755225002	0	0	2	14	O-RING	240, 307, 576, 577, 657, 662, 789
7755228002	0	0	2	4	O-RING, 2"	664, 736
7755232002	0	0	2	4	O-RING	529, 576, 664
7755904002	0	0	2	24	O-RING	307, 311, 316, 443, 573, 574, 578, 579, 664, 689
7755906002	0	0	2	40	O-RING	107, 147, 307, 309, 310, 312, 314, 315, 316, 359, 443, 469, 470, 571, 573, 574, 575, 577, 578, 579, 789
7755908002	0	0	2	32	O-RING	239, 307, 310, 314, 315, 443, 470, 475, 481, 571, 572, 575, 577, 578, 662, 664, 736, 805, 809
7755910000	0	0	2	7	O-RING	741, 782, 805
7755910002	0	0	2	7	O-RING	471, 483, 546, 571, 579, 661, 662
7755912002	0	0	2	15	O-RING	307, 309, 314, 470, 471, 571, 576, 577, 578, 579, 663, 666, 809
7755916002	0	0	2	15	O-RING	307, 314, 315, 576, 578, 661, 663, 664, 665, 736
7755924002	0	0	2	3	O-RING	576, 736
7794000097	0	0	1	4	CUP, BEARING	592, 616
7794000240	0	0	1	4	CUP, BEARING	592, 616
7794000272	0	0	1	2	CUP, BEARING	199

From - 7755014002

To - 7794000272

Manitowoc Cranes

Recommended Spare Parts List

Appendix C

Part No.	1 Yr	2 Yr	3 Yr	Qty	Description	Page
7794001655	0	0	2	1	GASKET	661
7826000087	1	1	3	190	SOCKET, 16-14 GA	248, 299, 395, 415, 426, 491
7826000626	1	1	3	81	SOCKET,	133, 211, 395, 415, 425, 429, 491, 825, 851
7826000650	1	1	3	22	PLUG, SEALING	726, 825, 827
7826100004	1	1	3	90	SOCKET, (16 - 18) 30 SERIES	248, 425, 726
7826100016	1	1	3	4	SOCKET, DEUTSCH 22/20 GA NI	825
7826100018	1	1	3	82	SOCKET, 20 GAUGE GOLD	726
7834100009	0	0	1	2	SPRING, LOCKING	345
7872000720	0	0	1	1	SWITCH, TEMPERATURE	661
7872000723	0	0	1	2	SENDER, TRANSMISSION TEMPERATURE	661
7872001408	0	0	1	1	SWITCH, SEAT	367
7872100142	0	0	1	2	DISCONNECT SWITCH	816
7872100188	0	0	1	2	SWITCH, CAB TILT	372
7872100192	0	0	1	2	SWITCH, WORK LIGHTS	391
7892000195	1	1	3	18	PARALLEL, NON - INSULATED	377, 395, 416, 491
7892000196	1	1	3	3	PARALLEL, NON - INSULATED	343, 416
7892000254	1	1	3	4	TERMINAL, GREEN CABLE SEAL	491
7892000836	1	1	3	6	RECEPTACLE, 2 PIN	240, 537, 713
7892000840	1	1	3	1	TERMINAL, FEMALE	725
7892000841	1	1	3	4	TERMINAL	725
7892000848	1	1	3	1	RECEPTACLE,	425
7892000852	1	1	3	1	RECEPTACLE,	491
7892000939	1	1	3	4	RECEPTACLE,	239, 725
7892000949	1	1	3	4	RECEPTACLE,	395, 726, 851
7892000951	1	1	3	1	RECEPTACLE,	725
7892000978	1	1	3	2	RECEPTACLE,	426
7892000986	1	1	3	3	RECEPTACLE,	426, 429, 726
7892000993	1	1	3	2	SPADE, SPRING	853
7892001036	1	1	3	2	RECEPTACLE, SPLICE BLOCK	395, 425
7892001053	1	1	3	1	RECEPTACLE, 9 PIN	425
7892001058	1	1	3	3	PLUG, CAVITY	725
7892100026	1	1	3	2	RECEPT, (8P) SPLICE BLOCK	429
7892100032	1	1	3	4	TERMINAL, FEMALE	851
7892100036	1	1	3	4	RECEPTACLE, 3 WAY	426, 725
7892100088	1	1	3	2	RECEPT, DTO4-12PD-C015 W/WEDGE	429
7892100102	1	1	3	6	TERMINAL, FEMALE 150 GOLD	726
7949000573	0	0	1	8	WASHER, THRUST	585, 611
80005816	0	0	1	2	SWITCH L-SERIES DIFF. LOCK	445
80006228	0	0	1	2	SWITCH L-SERIES REAR STEER	372
80010095	0	0	1	4	SOLENOID VALVE ASSEMBLY	577
80012192	0	0	1	2	EMERGENCY STOP SWITCH	429
80012474	0	0	1	8	ADAPTER	219

From - 7794001655

To - 80012474

Manitowoc Cranes

Recommended Spare Parts List

Appendix C

Part No.	1 Yr	2 Yr	3 Yr	Qty	Description	Page
80013991	0	0	1	6	MALE 90DEG ADAPTER ORFS/METRIC	312
80013993	0	0	1	8	MALE ADAPTER ORFS/METRIC	312
80013994	0	0	1	8	MALE ADAPTER ORFS/METRIC	147, 310
80013995	0	0	1	6	MALE TEE ADAPTER ORFS/METRIC	311
80017317	0	0	1	2	SWITCH,PROXIMITY NORMALLY OPEN	585
90012174	1	1	1	2	V-BELT	713
90014066	0	0	2	2	SEAL, OIL	775
90014202	0	0	1	2	BEARING	681
90014233	0	0	2	2	SEAL, OIL	776
90014436	1	1	2	2	KIT, SEAL	479
90014919	0	0	1	4	BEARING, BALL	753, 755
90015409	0	0	2	2	O-RING	787
90015412	0	0	1	2	SWITCH ASSY, PRESSURE	549
90015427	0	0	2	2	GASKET	687
90015543	0	0	2	4	O-RING	545
90015544	0	0	2	2	O-RING	545
90015554	1	1	2	2	KIT, SEAL	545
90015555	1	1	2	2	KIT, SEAL	545
90015556	1	1	2	2	KIT, SEAL	546
90015821	1	1	2	2	KIT, SEAL	289
90015822	1	1	2	2	KIT, SEAL	289
90015823	1	1	2	2	KIT, SEAL	289
90015937	0	0	1	2	BEARING	701
90015941	1	1	2	2	KIT, SEAL - PUMP	702
90015948	1	1	2	4	KIT, SEAL	607, 631
90015949	0	0	2	2	O-RING	702
90015960	0	0	1	2	BEARING	697
90015961	0	0	1	2	BEARING	697
90015966	0	0	2	2	O-RING	697
90015967	0	0	2	4	O-RING	697
90015968	0	0	2	2	SEAL	698
90015971	0	0	2	8	O-RING	698
90015973	1	1	2	2	KIT, SEAL - PUMP	698
90016074	0	0	1	4	SWITCH ASSY.	437
90016089	0	0	1	2	SWITCH ASSY.	437
90016091	0	0	1	2	SWITCH ASSY.	437
90016095	0	0	1	2	SWITCH ASSY.	437
90016097	0	0	1	2	SWITCH ASSY. INGITION	437
90016107	0	0	1	14	RELAY	437
90016205	1	1	2	2	KIT, SERVICE REPAIR	705
90016797	1	1	2	12	KIT, SEAL	285
90016798	1	1	2	8	KIT, SEAL	285
90016799	1	1	2	2	KIT, SEAL	285
90016800	1	1	2	2	KIT, SEAL	285

From - 80013991

To - 90016800

Manitowoc Cranes

Recommended Spare Parts List

Appendix C

Part No.	1 Yr	2 Yr	3 Yr	Qty	Description	Page
90016801	1	1	2	2	KIT, SEAL	286
90017264	0	0	2	2	O-RING	286
90017433	0	0	2	4	SEAL	591, 615
90017438	0	0	2	8	SEAL	595, 619
90017441	0	0	2	4	SEAL	599, 623
90017442	0	0	2	4	SEAL	599
90017454	1	1	2	4	KIT, SEAL	605, 629
90018142	0	0	2	8	O-RING	263
90018144	0	0	2	2	O-RING	263
90018145	0	0	2	4	O-RING	263
90018151	0	0	2	2	SEAL SET	265
90018155	0	0	2	14	O-RING	267, 269
90018161	0	0	2	20	O-RING	271, 273, 279, 281
90018162	0	0	2	16	O-RING	271, 273, 279, 281
90018287	0	0	2	4	O-RING	261
90018288	0	0	2	2	O-RING	261
90018289	1	1	2	2	KIT, SEAL	261
90018290	1	1	2	2	KIT, SEAL	261
90019453	4	4	6	2	FILTER ASSY. AIR PRIMARY	833
90019454	4	4	6	2	FILTER ASSY. AIR SECONDARY	833
90019893	4	4	6	2	FILTER, OIL	666
90019917	0	0	2	2	O-RING, 2-PKT	713
90020390	1	1	2	2	KIT, SEAL	841
90022196	1	1	2	2	KIT, SEAL	243
9005100224	1	1	2	1	KIT, SEAL	293
9049103806	0	0	1	8	NUT	615
9049106089	0	0	1	2	CONE, WHEEL BEARING	592, 616
9049109706	0	0	2	2	O-RING	592, 617
9049109838	0	0	2	2	SEAL	623
9053100101	0	0	1	1	FITTING, 90 DEGREE	185
9053100119	0	0	1	2	FITTING, GREASE	185
9086100639	0	0	1	1	KIT, LATCH	185
9086100985	0	0	1	5	BEARING	143
9086100997	0	0	1	2	BEARING	143
9086101296	0	0	1	10	WHEEL, SHEAVE	143
9086101303	0	0	1	4	WHEEL, SHEAVE	143
9188101041	0	0	1	2	KIT, LINING	635, 639
9188101043	0	0	1	2	KIT, SPRING	635, 639
9188101078	1	1	2	4	KIT, SEAL	635, 639
9246100168	0	0	2	2	BOOT, RED	731
9246100177	0	0	2	6	BOOT, RED	731, 819
9356100226	0	0	2	3	O-RING	673, 775
9356100241	0	0	2	2	O-RING	746, 776
9356100259	0	0	2	1	O-RING	673

From - 90016801

To - 9356100259

Manitowoc Cranes

Recommended Spare Parts List

Appendix C

Part No.	1 Yr	2 Yr	3 Yr	Qty	Description	Page
9356100351	0	0	2	1	O-RING	677
9356100748	0	0	1	1	BEARING	679
9356100749	0	0	2	1	GASKET	679
9364101577	0	0	1	1	FITTING, GREASE	733
9372103134	1	1	2	2	KIT, SEAL	609
9372103521	0	0	1	4	FITTING, GREASE	607, 631
9372103537	1	1	2	2	KIT, SEAL	459
9372103543	1	1	2	2	KIT, SEAL	563
9372103551	1	1	2	2	KIT, SEAL	483
9372103673	1	1	2	2	KIT, SEAL	487
9414101309	1	2	3	1	ELEMENT, WATER	666
9414101769	4	4	6	2	FILTER, FUEL	666
9414101770	4	4	6	2	FILTER, FUEL	666
9437100456	0	0	1	1	GAUGE	533
9437100555	4	4	6	2	ELEMENT, FILTER	791
9437100709	0	0	2	2	O-RING	533
9437100849	4	4	6	1	ELEMENT	533
9437100853	0	0	2	1	O-RING	533
9437100854	0	0	2	1	GASKET	533
9581100461	0	0	2	4	GROMMET, RUBBER	515
9632100200	0	0	2	2	SEAL, RING	689
9722100029	0	0	1	4	BEARING	689
9722100050	0	0	2	12	SEAL, POCKET	689
9722105548	0	0	1	2	BEARING	701
9722105557	0	0	2	2	SEAL, SHAFT	702
9722105560	0	0	2	8	O-RING	702
9722105563	0	0	2	2	O-RING	697
9722105567	0	0	2	2	O-RING	701
9722105568	0	0	2	4	O-RING	701
9722105569	0	0	2	4	O-RING	697, 701
9752100996	1	1	2	1	KIT, REPAIR	551
9752101173	1	1	2	0	KIT, SEAL	689
9752101414	1	1	2	2	KIT, SEAL MOUNTING	531
9904101040	0	0	2	1	RING, RETAINING	761
9904101307	0	0	2	1	GASKET	741
9904101333	0	0	1	1	BEARING, GEAR	769
9904101348	0	0	2	1	RING, SNAP	757
9904101417	0	0	2	6	RING, SEAL	755, 757, 761, 769
9904102281	0	0	1	1	BEARING, GEAR	769
9904102371	0	0	1	1	BEARING	767
9904103500	0	0	2	1	O-RING	775
9904103694	0	0	2	1	GASKET	683
9904103699	0	0	2	1	O-RING	683
9904103701	0	0	2	1	SEAL, OIL	679

From - 9356100351

To - 9904103701

Manitowoc Cranes

Recommended Spare Parts List

Appendix C

Part No.	1 Yr	2 Yr	3 Yr	Qty	Description	Page
9904103722	0	0	2	1	O-RING	673
9904103728	0	0	2	1	RING, SEAL	675
9904103779	0	0	2	8	O'RING POLYACUL	745
9904103783	0	0	2	2	O-RING	685
9904103792	0	0	2	3	O-RING	741, 745
9904103995	0	0	2	1	O-RING	761
9904104437	0	0	2	2	O-RING	741
9904105336	0	0	2	5	O-RING	745, 746, 781
9904105339	0	0	2	5	O-RING	781, 782
9904106024	0	0	2	1	O-RING	687
9904106063	1	1	3	1	PLUG WITH O-RING	781
9904106074	0	0	2	9	O-RING	745, 781, 782
9904106252	0	0	2	1	SEAL	742
9904106259	0	0	2	10	O-RING	741, 762
9904106260	0	0	2	1	O-RING	741
9904106262	0	0	2	1	GASKET	741
9904106272	0	0	2	1	GASKET	745
9904106291	0	0	2	1	RING, BAFFLE	769
9904106297	0	0	2	6	SEAL	755, 757, 761, 769
9904106340	0	0	2	1	O-RING	753
9904106445	0	0	2	3	O-RING	745, 746
9904106463	0	0	2	1	O-RING	746
9904106608	0	0	2	1	GASKET	779
9904107149	0	0	2	1	GASKET	745
9904107177	0	0	2	1	O-RING	776
9904107573	0	0	2	10	O-RING	781, 782
9904107584	0	0	2	5	O-RING	781, 782
9904107750	0	0	2	1	GASKET	781
9904109852	0	0	1	1	BEARING	742
9904109857	0	0	1	6	SPRING	755, 757, 761, 769
9904109865	0	0	1	1	CUP, BEARING	761
9904109866	0	0	1	1	CONE, BEARING	761
9904109869	0	0	1	2	WASHER, THRUST	761
9904109887	0	0	1	1	BEARING	771
9904109889	0	0	2	1	O-RING	771
9904110194	0	0	2	4	O-RING	785
9926108423	1	1	2	2	KIT, SEAL	545, 555
9926108644	1	1	2	3	KIT, SEAL	545, 546, 581
9926111656	1	1	2	1	KIT, SEAL	551
9926111719	1	1	2	1	KIT, SEAL	545
9926112358	1	1	2	1	KIT, SEAL	545
9926112359	1	1	2	1	KIT, SEAL	485
9926112471	0	0	1	4	SPRING, SPACER	441
9926112472	0	0	1	8	SPRING, CENTERING	441

From - 9904103722

To - 9926112472

Manitowoc Cranes

Recommended Spare Parts List

Appendix C

Part No.	1 Yr	2 Yr	3 Yr	Qty	Description	Page
9926112474	0	0	1	4	BEARING RACE	441
9926112475	0	0	1	2	BEARING, THRUST	441
9926112997	1	1	2	2	KIT, SEAL	545
9926113005	1	1	2	2	KIT, SEAL	557
9926113009	1	1	2	4	KIT, SEAL	239, 249
9926113057	1	1	2	2	KIT, SEAL	549
9926113097	1	1	2	2	KIT, SEAL	549
9926113170	1	1	2	2	KIT, SEAL	545
9926113195	1	1	2	2	KIT, SEAL	545
9926113270	0	0	1	2	SWITCH ASSY. PRESSURE	251
9926113279	1	1	2	2	KIT, SEAL	289
9970100191	0	0	2	1	O-RING	655

Manitowoc Cranes

Belt and Filter Maintenance List

Appendix D

Part No.	1000 Hrs	2000 Hrs	Qty	Description	Page
03326047	2	4	1	ELEMENT, FILTER	295
7304000646	2	4	2	BREATHER	595, 619
90012174		1	2	V-BELT	713
90019453	2	4	2	FILTER ASSY. AIR PRIMARY	833
90019454	2	4	2	FILTER ASSY. AIR SECONDARY	833
90019893	2	4	2	FILTER, OIL	666
9414101309	1	1	1	ELEMENT, WATER	666
9414101769	2	4	2	FILTER, FUEL	666
9414101770	2	4	2	FILTER, FUEL	666
9437100555	2	4	2	ELEMENT, FILTER	791
9437100849	2	4	1	ELEMENT	533

Manitowoc Cranes

Notes

Manitowoc Cranes

Foot Note Index

Appendix E

Foot Note	Description
-	THIRD REPAIR KIT AND/OR PART OF 3RD KIT
!	SUB ASSY AND/OR PART OF SUB ASSY
#	SERVICED AS AN ASSEMBLY ONLY
\$	FIFTH REPAIR KIT
%	SEE NOTE AT END OF LIST
&	SIXTH REPAIR KIT
(4TH SUB ASSY AND/OR PART OF 4TH SUB ASSY
)	5TH SUB ASSY AND/OR PART OF 5TH SUB ASSY
*	REPAIR KIT AND/OR PART OF KIT
/	2ND SUB ASSY AND/OR PART OF 2ND SUB ASSY
@	SECOND REPAIR KIT AND/OR PART OF 2ND KIT
^	3RD SUB ASSY AND/OR PART OF 3RD SUB ASSY
{	6TH SUB ASSY AND/OR PART OF 6TH SUB ASSY
}	7TH SUB ASSY AND/OR PART OF 7TH SUB ASSY
~	SEE ALLISON DEALER FOR REPAIR PARTS
+	SEE FURTHER BREAKDOWN THIS GROUP
<	FOURTH REPAIR KIT AND/OR PART OF 4TH KIT
=	REFER TO MCI FOR APPLICABLE NUMBER
>	REFER TO MCI FOR BREAKDOWN LOCATION